



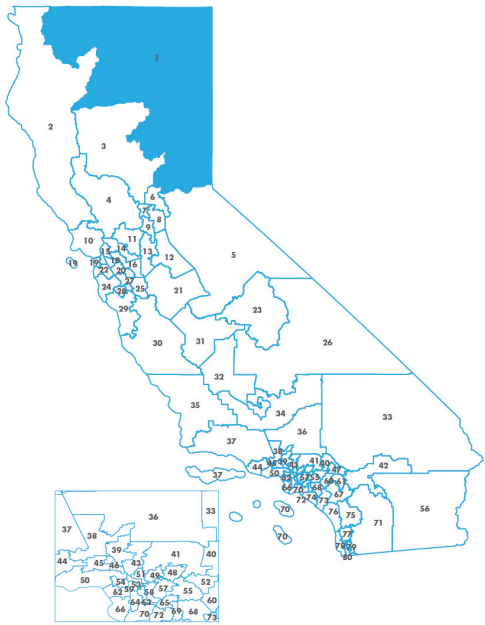
Cap and Trade
Dollars at Work

ASSEMBLYMEMBER
MEGAN DAHLE

ASSEMBLY
DISTRICT 1
SNAPSHOT

Cap-and-Trade Dollars at Work Across California

California Climate Investments is a statewide program that puts billions of Cap-and-Trade dollars to work reducing greenhouse gas emissions, strengthening the economy, and improving public health and the environment, particularly in disadvantaged communities.



For an interactive map of investments statewide, visit caclimateinvestments.ca.gov.



\$308.0 million

Cap-and-Trade dollars implemented within the District through November 30, 2020



43%

of total funds invested within the District benefiting priority populations



1,711

projects, rebates, and vouchers implemented within the District



10,429,372

MTCO₂e estimated over reduction timeframe

Statewide Co-Benefits



improved
air quality



reduced
water use



enhanced
ecosystems



employment &
economic development



greater transit
accessibility



dollar
savings

Some projects are not located at a single address, and therefore could be attributable to multiple legislative districts. For projects that physically cross multiple legislative districts (e.g., transit projects), the entire project funding and other benefits are attributed to all relevant districts. For projects that report at the census tract level (e.g., vouchers, rebates, and household installations), the entire project funding and other benefits are attributed to a single district, determined by which district includes the majority of the census tract.



Cap and Trade
Dollars at Work

ASSEMBLYMEMBER
JIM WOOD

ASSEMBLY DISTRICT 2 SNAPSHOT

Cap-and-Trade Dollars at Work Across California

California Climate Investments is a statewide program that puts billions of Cap-and-Trade dollars to work reducing greenhouse gas emissions, strengthening the economy, and improving public health and the environment, particularly in disadvantaged communities.



For an interactive map of investments statewide, visit caclimateinvestments.ca.gov.



\$152.3 million

Cap-and-Trade dollars implemented within the District through November 30, 2020



60%

of total funds invested within the District benefiting priority populations



4,231

projects, rebates, and vouchers implemented within the District



2,467,780

MTCO₂e estimated over reduction timeframe

Statewide Co-Benefits



improved
air quality



reduced
water use



enhanced
ecosystems



employment &
economic development



greater transit
accessibility



dollar
savings

Some projects are not located at a single address, and therefore could be attributable to multiple legislative districts. For projects that physically cross multiple legislative districts (e.g., transit projects), the entire project funding and other benefits are attributed to all relevant districts. For projects that report at the census tract level (e.g., vouchers, rebates, and household installations), the entire project funding and other benefits are attributed to a single district, determined by which district includes the majority of the census tract.



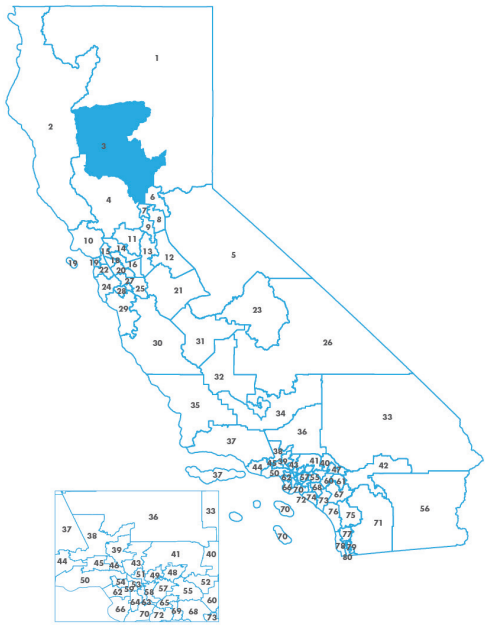
Cap and Trade
Dollars at Work

ASSEMBLYMEMBER
JAMES GALLAGHER

ASSEMBLY DISTRICT 3 SNAPSHOT

Cap-and-Trade Dollars at Work Across California

California Climate Investments is a statewide program that puts billions of Cap-and-Trade dollars to work reducing greenhouse gas emissions, strengthening the economy, and improving public health and the environment, particularly in disadvantaged communities.



For an interactive map of investments statewide, visit caclimateinvestments.ca.gov.



\$121.4 million

Cap-and-Trade dollars implemented within the District through November 30, 2020



49%

of total funds invested within the District benefiting priority populations



1,547

projects, rebates, and vouchers implemented within the District



724,868

MTCO₂e estimated over reduction timeframe

Statewide Co-Benefits



improved
air quality



reduced
water use



enhanced
ecosystems



employment &
economic development



greater transit
accessibility



dollar
savings

Some projects are not located at a single address, and therefore could be attributable to multiple legislative districts. For projects that physically cross multiple legislative districts (e.g., transit projects), the entire project funding and other benefits are attributed to all relevant districts. For projects that report at the census tract level (e.g., vouchers, rebates, and household installations), the entire project funding and other benefits are attributed to a single district, determined by which district includes the majority of the census tract.



ASSEMBLYMEMBER
CECILIA AGUIAR-CURRY

**ASSEMBLY
DISTRICT 4
SNAPSHOT**

Cap-and-Trade Dollars at Work Across California

California Climate Investments is a statewide program that puts billions of Cap-and-Trade dollars to work reducing greenhouse gas emissions, strengthening the economy, and improving public health and the environment, particularly in disadvantaged communities.



For an interactive map of investments statewide, visit caclimateinvestments.ca.gov.



\$158.5 million

Cap-and-Trade dollars implemented within the District through November 30, 2020



36%

of total funds invested within the District benefiting priority populations



3,956

projects, rebates, and vouchers implemented within the District



1,857,681

MTCO₂e estimated over reduction timeframe

Statewide Co-Benefits



improved air quality



reduced water use



enhanced ecosystems



employment & economic development



greater transit accessibility



dollar savings

Some projects are not located at a single address, and therefore could be attributable to multiple legislative districts. For projects that physically cross multiple legislative districts (e.g., transit projects), the entire project funding and other benefits are attributed to all relevant districts. For projects that report at the census tract level (e.g., vouchers, rebates, and household installations), the entire project funding and other benefits are attributed to a single district, determined by which district includes the majority of the census tract.

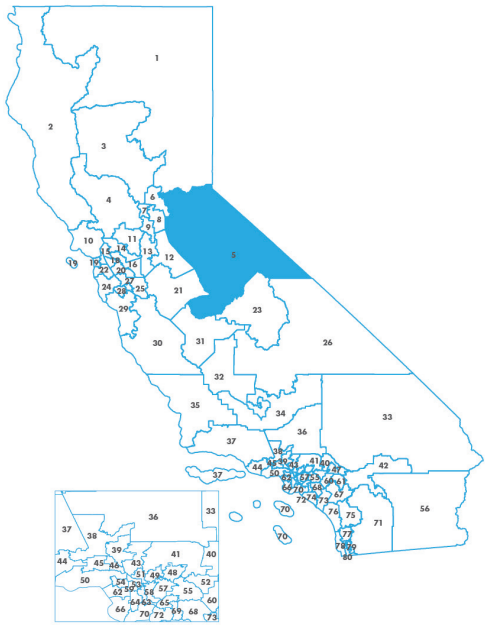


ASSEMBLYMEMBER
FRANK BIGELOW

ASSEMBLY
DISTRICT 5
SNAPSHOT

Cap-and-Trade Dollars at Work Across California

California Climate Investments is a statewide program that puts billions of Cap-and-Trade dollars to work reducing greenhouse gas emissions, strengthening the economy, and improving public health and the environment, particularly in disadvantaged communities.



For an interactive map of investments statewide, visit caclimateinvestments.ca.gov.



\$177.6 million

Cap-and-Trade dollars implemented within the District through November 30, 2020



50%

of total funds invested within the District benefiting priority populations



3,841

projects, rebates, and vouchers implemented within the District



68,502,365

MTCO₂e estimated over reduction timeframe



\$2.28 billion for High-Speed Rail

Statewide Co-Benefits



improved
air quality



reduced
water use



enhanced
ecosystems



employment &
economic development



greater transit
accessibility



dollar
savings

Some projects are not located at a single address, and therefore could be attributable to multiple legislative districts. For projects that physically cross multiple legislative districts (e.g., transit projects), the entire project funding and other benefits are attributed to all relevant districts. For projects that report at the census tract level (e.g., vouchers, rebates, and household installations), the entire project funding and other benefits are attributed to a single district, determined by which district includes the majority of the census tract.

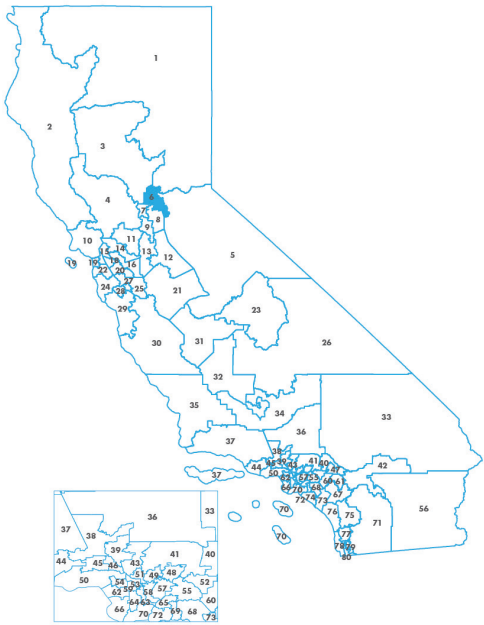


ASSEMBLYMEMBER
KEVIN KILEY

**ASSEMBLY
DISTRICT 6
SNAPSHOT**

Cap-and-Trade Dollars at Work Across California

California Climate Investments is a statewide program that puts billions of Cap-and-Trade dollars to work reducing greenhouse gas emissions, strengthening the economy, and improving public health and the environment, particularly in disadvantaged communities.



For an interactive map of investments statewide, visit caclimateinvestments.ca.gov.



\$36.9 million

Cap-and-Trade dollars implemented within the District through November 30, 2020



44%

of total funds invested within the District benefiting priority populations



4,900

projects, rebates, and vouchers implemented within the District



265,800

MTCO₂e estimated over reduction timeframe

Statewide Co-Benefits



improved air quality



reduced water use



enhanced ecosystems



employment & economic development



greater transit accessibility



dollar savings

Some projects are not located at a single address, and therefore could be attributable to multiple legislative districts. For projects that physically cross multiple legislative districts (e.g., transit projects), the entire project funding and other benefits are attributed to all relevant districts. For projects that report at the census tract level (e.g., vouchers, rebates, and household installations), the entire project funding and other benefits are attributed to a single district, determined by which district includes the majority of the census tract.

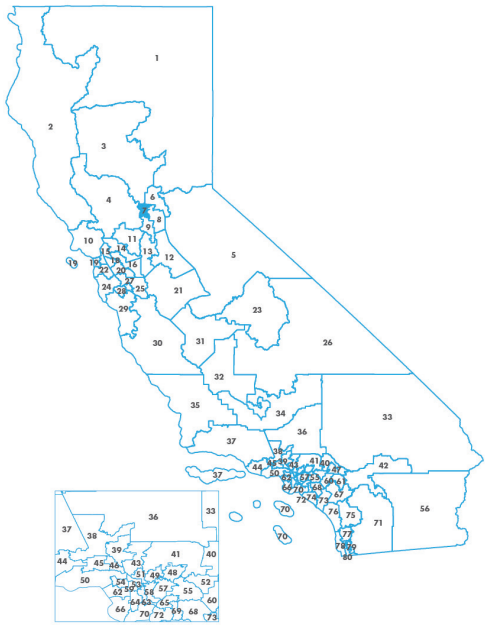


ASSEMBLYMEMBER
KEVIN MCCARTY

**ASSEMBLY
DISTRICT 7
SNAPSHOT**

Cap-and-Trade Dollars at Work Across California

California Climate Investments is a statewide program that puts billions of Cap-and-Trade dollars to work reducing greenhouse gas emissions, strengthening the economy, and improving public health and the environment, particularly in disadvantaged communities.



For an interactive map of investments statewide, visit caclimateinvestments.ca.gov.



\$266.1 million

Cap-and-Trade dollars implemented within the District through November 30, 2020



81%

of total funds invested within the District benefiting priority populations



8,575

projects, rebates, and vouchers implemented within the District



526,140

MTCO₂e estimated over reduction timeframe

Statewide Co-Benefits



improved
air quality



reduced
water use



enhanced
ecosystems



employment &
economic development



greater transit
accessibility



dollar
savings

Some projects are not located at a single address, and therefore could be attributable to multiple legislative districts. For projects that physically cross multiple legislative districts (e.g., transit projects), the entire project funding and other benefits are attributed to all relevant districts. For projects that report at the census tract level (e.g., vouchers, rebates, and household installations), the entire project funding and other benefits are attributed to a single district, determined by which district includes the majority of the census tract.

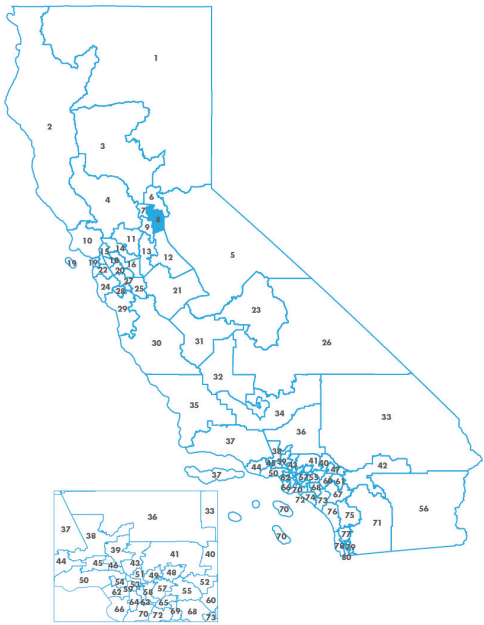


ASSEMBLYMEMBER
KEN COOLEY

**ASSEMBLY
DISTRICT 8
SNAPSHOT**

Cap-and-Trade Dollars at Work Across California

California Climate Investments is a statewide program that puts billions of Cap-and-Trade dollars to work reducing greenhouse gas emissions, strengthening the economy, and improving public health and the environment, particularly in disadvantaged communities.



For an interactive map of investments statewide, visit caclimateinvestments.ca.gov.



\$68.4 million

Cap-and-Trade dollars implemented within the District through November 30, 2020



51%

of total funds invested within the District benefiting priority populations



4,291

projects, rebates, and vouchers implemented within the District



141,035

MTCO₂e estimated over reduction timeframe

Statewide Co-Benefits



improved air quality



reduced water use



enhanced ecosystems



employment & economic development



greater transit accessibility



dollar savings

Some projects are not located at a single address, and therefore could be attributable to multiple legislative districts. For projects that physically cross multiple legislative districts (e.g., transit projects), the entire project funding and other benefits are attributed to all relevant districts. For projects that report at the census tract level (e.g., vouchers, rebates, and household installations), the entire project funding and other benefits are attributed to a single district, determined by which district includes the majority of the census tract.



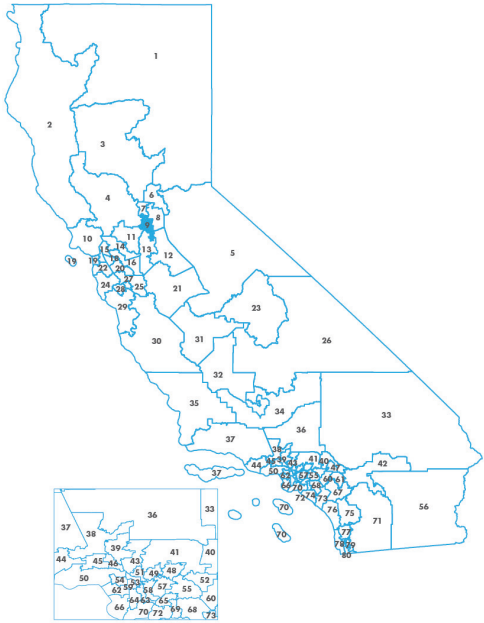
Cap and Trade
Dollars at Work

ASSEMBLYMEMBER
JIM COOPER

ASSEMBLY
DISTRICT 9
SNAPSHOT

Cap-and-Trade Dollars at Work Across California

California Climate Investments is a statewide program that puts billions of Cap-and-Trade dollars to work reducing greenhouse gas emissions, strengthening the economy, and improving public health and the environment, particularly in disadvantaged communities.



For an interactive map of investments statewide, visit caclimateinvestments.ca.gov.



\$41.9 million

Cap-and-Trade dollars implemented within the District through November 30, 2020



87%

of total funds invested within the District benefiting priority populations



4,982

projects, rebates, and vouchers implemented within the District



240,320

MTCO₂e estimated over reduction timeframe

Statewide Co-Benefits



improved
air quality



reduced
water use



enhanced
ecosystems



employment &
economic development



greater transit
accessibility



dollar
savings

Some projects are not located at a single address, and therefore could be attributable to multiple legislative districts. For projects that physically cross multiple legislative districts (e.g., transit projects), the entire project funding and other benefits are attributed to all relevant districts. For projects that report at the census tract level (e.g., vouchers, rebates, and household installations), the entire project funding and other benefits are attributed to a single district, determined by which district includes the majority of the census tract.

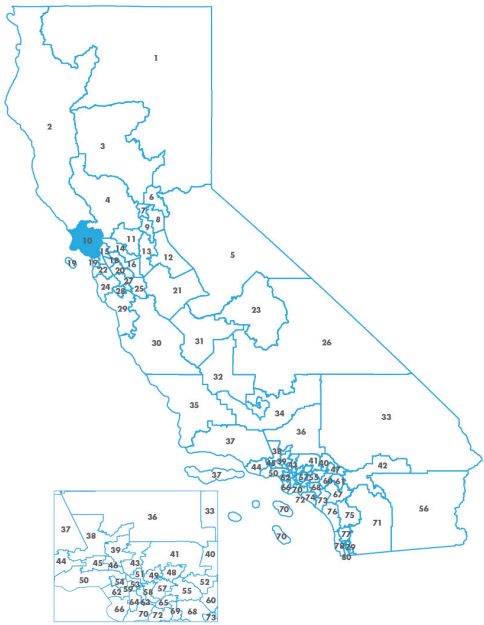


ASSEMBLYMEMBER
MARC LEVINE

ASSEMBLY
DISTRICT 10
SNAPSHOT

Cap-and-Trade Dollars at Work Across California

California Climate Investments is a statewide program that puts billions of Cap-and-Trade dollars to work reducing greenhouse gas emissions, strengthening the economy, and improving public health and the environment, particularly in disadvantaged communities.



For an interactive map of investments statewide, visit caclimateinvestments.ca.gov.



\$75.2 million

Cap-and-Trade dollars implemented within the District through November 30, 2020



43%

of total funds invested within the District benefiting priority populations



6,746

projects, rebates, and vouchers implemented within the District



523,486

MTCO₂e estimated over reduction timeframe

Statewide Co-Benefits



improved
air quality



reduced
water use



enhanced
ecosystems



employment &
economic development



greater transit
accessibility



dollar
savings

Some projects are not located at a single address, and therefore could be attributable to multiple legislative districts. For projects that physically cross multiple legislative districts (e.g., transit projects), the entire project funding and other benefits are attributed to all relevant districts. For projects that report at the census tract level (e.g., vouchers, rebates, and household installations), the entire project funding and other benefits are attributed to a single district, determined by which district includes the majority of the census tract.

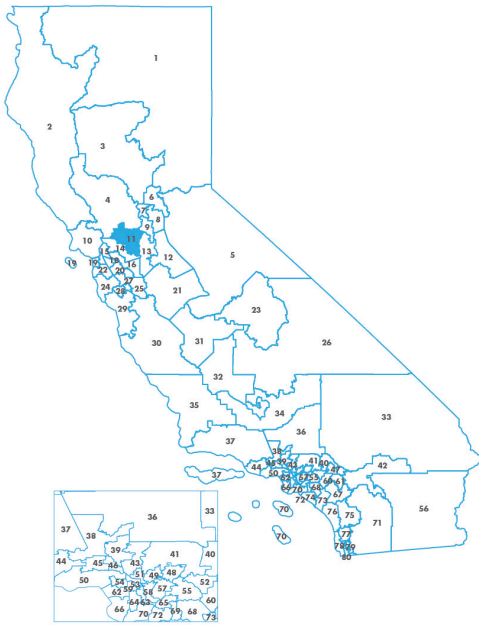


ASSEMBLYMEMBER
JIM FRAZIER

**ASSEMBLY
DISTRICT 11
SNAPSHOT**

Cap-and-Trade Dollars at Work Across California

California Climate Investments is a statewide program that puts billions of Cap-and-Trade dollars to work reducing greenhouse gas emissions, strengthening the economy, and improving public health and the environment, particularly in disadvantaged communities.



For an interactive map of investments statewide, visit caclimateinvestments.ca.gov.



\$73.2 million

Cap-and-Trade dollars implemented within the District through November 30, 2020



81%

of total funds invested within the District benefiting priority populations



2,862

projects, rebates, and vouchers implemented within the District



949,017

MTCO₂e estimated over reduction timeframe

Statewide Co-Benefits



improved
air quality



reduced
water use



enhanced
ecosystems



employment &
economic development



greater transit
accessibility



dollar
savings

Some projects are not located at a single address, and therefore could be attributable to multiple legislative districts. For projects that physically cross multiple legislative districts (e.g., transit projects), the entire project funding and other benefits are attributed to all relevant districts. For projects that report at the census tract level (e.g., vouchers, rebates, and household installations), the entire project funding and other benefits are attributed to a single district, determined by which district includes the majority of the census tract.

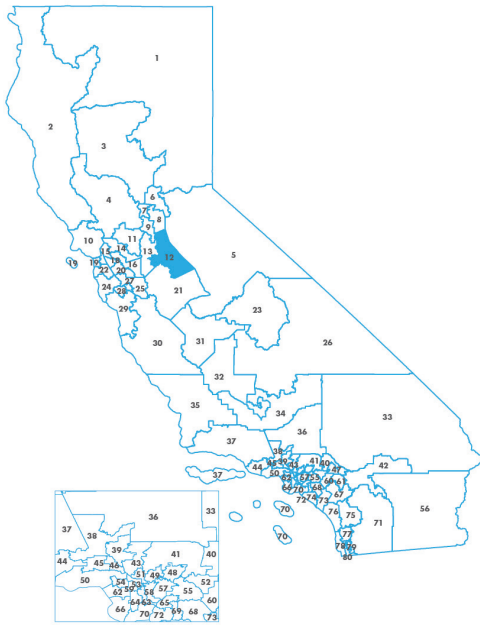


ASSEMBLYMEMBER
HEATH FLORA

**ASSEMBLY
DISTRICT 12
SNAPSHOT**

Cap-and-Trade Dollars at Work Across California

California Climate Investments is a statewide program that puts billions of Cap-and-Trade dollars to work reducing greenhouse gas emissions, strengthening the economy, and improving public health and the environment, particularly in disadvantaged communities.



For an interactive map of investments statewide, visit caclimateinvestments.ca.gov.



\$114.0 million

Cap-and-Trade dollars implemented within the District through November 30, 2020



66%

of total funds invested within the District benefiting priority populations



3,223

projects, rebates, and vouchers implemented within the District



1,840,784

MTCO₂e estimated over reduction timeframe

Statewide Co-Benefits



improved air quality



reduced water use



enhanced ecosystems



employment & economic development



greater transit accessibility



dollar savings

Some projects are not located at a single address, and therefore could be attributable to multiple legislative districts. For projects that physically cross multiple legislative districts (e.g., transit projects), the entire project funding and other benefits are attributed to all relevant districts. For projects that report at the census tract level (e.g., vouchers, rebates, and household installations), the entire project funding and other benefits are attributed to a single district, determined by which district includes the majority of the census tract.

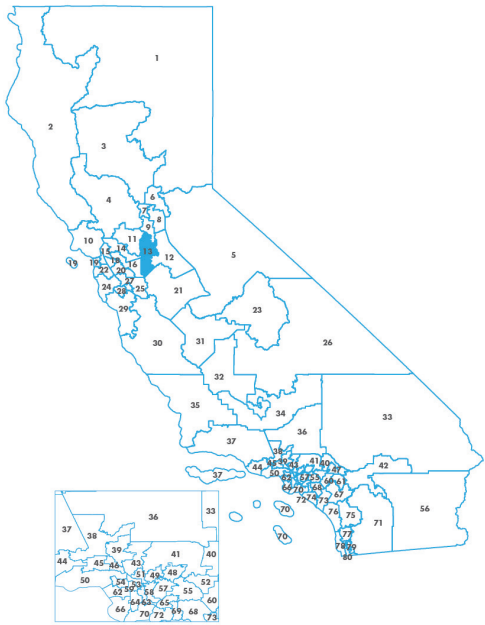


ASSEMBLYMEMBER
CARLOS VILLAPUDUA

ASSEMBLY DISTRICT 13 SNAPSHOT

Cap-and-Trade Dollars at Work Across California

California Climate Investments is a statewide program that puts billions of Cap-and-Trade dollars to work reducing greenhouse gas emissions, strengthening the economy, and improving public health and the environment, particularly in disadvantaged communities.



For an interactive map of investments statewide, visit caclimateinvestments.ca.gov.



\$164.9 million

Cap-and-Trade dollars implemented within the District through November 30, 2020



96%

of total funds invested within the District benefiting priority populations



4,131

projects, rebates, and vouchers implemented within the District



676,258

MTCO₂e estimated over reduction timeframe

Statewide Co-Benefits



improved
air quality



reduced
water use



enhanced
ecosystems



employment &
economic development



greater transit
accessibility



dollar
savings

Some projects are not located at a single address, and therefore could be attributable to multiple legislative districts. For projects that physically cross multiple legislative districts (e.g., transit projects), the entire project funding and other benefits are attributed to all relevant districts. For projects that report at the census tract level (e.g., vouchers, rebates, and household installations), the entire project funding and other benefits are attributed to a single district, determined by which district includes the majority of the census tract.



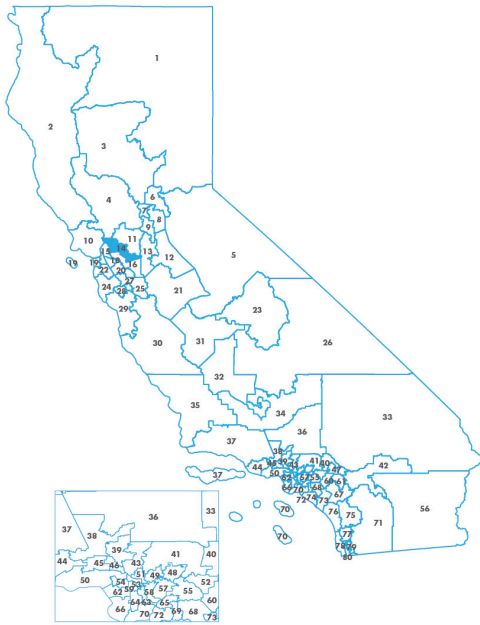
Cap and Trade
Dollars at Work

ASSEMBLYMEMBER
TIMOTHY GRAYSON

ASSEMBLY DISTRICT 14 SNAPSHOT

Cap-and-Trade Dollars at Work Across California

California Climate Investments is a statewide program that puts billions of Cap-and-Trade dollars to work reducing greenhouse gas emissions, strengthening the economy, and improving public health and the environment, particularly in disadvantaged communities.



For an interactive map of investments statewide, visit caclimateinvestments.ca.gov.



\$71.9 million

Cap-and-Trade dollars implemented within the District through November 30, 2020



80%

of total funds invested within the District benefiting priority populations



4,422

projects, rebates, and vouchers implemented within the District



217,497

MTCO₂e estimated over reduction timeframe

Statewide Co-Benefits



improved
air quality



reduced
water use



enhanced
ecosystems



employment &
economic development



greater transit
accessibility



dollar
savings

Some projects are not located at a single address, and therefore could be attributable to multiple legislative districts. For projects that physically cross multiple legislative districts (e.g., transit projects), the entire project funding and other benefits are attributed to all relevant districts. For projects that report at the census tract level (e.g., vouchers, rebates, and household installations), the entire project funding and other benefits are attributed to a single district, determined by which district includes the majority of the census tract.

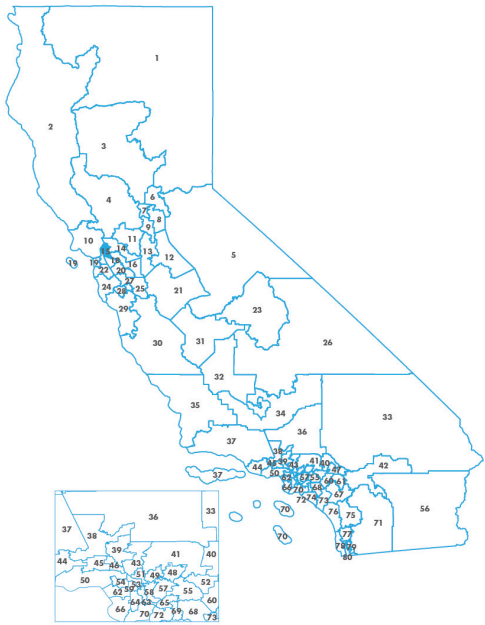


ASSEMBLYMEMBER
BUFFY WICKS

**ASSEMBLY
DISTRICT 15
SNAPSHOT**

Cap-and-Trade Dollars at Work Across California

California Climate Investments is a statewide program that puts billions of Cap-and-Trade dollars to work reducing greenhouse gas emissions, strengthening the economy, and improving public health and the environment, particularly in disadvantaged communities.



For an interactive map of investments statewide, visit caclimateinvestments.ca.gov.



\$192.7 million

Cap-and-Trade dollars implemented within the District through November 30, 2020



85%

of total funds invested within the District benefiting priority populations



7,295

projects, rebates, and vouchers implemented within the District



639,957

MTCO₂e estimated over reduction timeframe

Statewide Co-Benefits



improved
air quality



reduced
water use



enhanced
ecosystems



employment &
economic development



greater transit
accessibility



dollar
savings

Some projects are not located at a single address, and therefore could be attributable to multiple legislative districts. For projects that physically cross multiple legislative districts (e.g., transit projects), the entire project funding and other benefits are attributed to all relevant districts. For projects that report at the census tract level (e.g., vouchers, rebates, and household installations), the entire project funding and other benefits are attributed to a single district, determined by which district includes the majority of the census tract.



Cap and Trade
Dollars at Work

ASSEMBLYMEMBER
REBECCA BAUER-KAHAN

ASSEMBLY DISTRICT 16 SNAPSHOT

Cap-and-Trade Dollars at Work Across California

California Climate Investments is a statewide program that puts billions of Cap-and-Trade dollars to work reducing greenhouse gas emissions, strengthening the economy, and improving public health and the environment, particularly in disadvantaged communities.



For an interactive map of investments statewide, visit caclimateinvestments.ca.gov.



\$69.4 million

Cap-and-Trade dollars implemented within the District through November 30, 2020



21%

of total funds invested within the District benefiting priority populations



10,426

projects, rebates, and vouchers implemented within the District



331,104

MTCO₂e estimated over reduction timeframe

Statewide Co-Benefits



improved
air quality



reduced
water use



enhanced
ecosystems



employment &
economic development



greater transit
accessibility



dollar
savings

Some projects are not located at a single address, and therefore could be attributable to multiple legislative districts. For projects that physically cross multiple legislative districts (e.g., transit projects), the entire project funding and other benefits are attributed to all relevant districts. For projects that report at the census tract level (e.g., vouchers, rebates, and household installations), the entire project funding and other benefits are attributed to a single district, determined by which district includes the majority of the census tract.

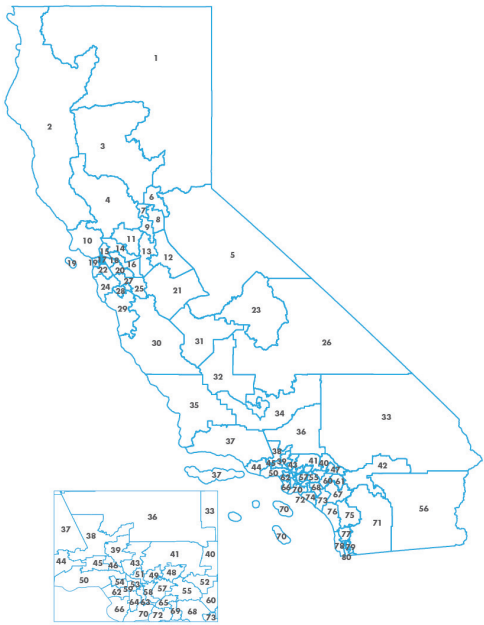


ASSEMBLYMEMBER
DAVID CHIU

ASSEMBLY
DISTRICT 17
SNAPSHOT

Cap-and-Trade Dollars at Work Across California

California Climate Investments is a statewide program that puts billions of Cap-and-Trade dollars to work reducing greenhouse gas emissions, strengthening the economy, and improving public health and the environment, particularly in disadvantaged communities.



For an interactive map of investments statewide, visit caclimateinvestments.ca.gov.



\$354.1 million

Cap-and-Trade dollars implemented within the District through November 30, 2020



90%

of total funds invested within the District benefiting priority populations



6,009

projects, rebates, and vouchers implemented within the District



4,397,649

MTCO₂e estimated over reduction timeframe



High-Speed Rail

High-Speed Rail is also using Cap-and-Trade dollars to electrify Caltrain from San Francisco to San Jose (AD17, AD 22, AD 24, AD 25, and AD27).

Statewide Co-Benefits



improved
air quality



reduced
water use



enhanced
ecosystems



employment &
economic development



greater transit
accessibility



dollar
savings

Some projects are not located at a single address, and therefore could be attributable to multiple legislative districts. For projects that physically cross multiple legislative districts (e.g., transit projects), the entire project funding and other benefits are attributed to all relevant districts. For projects that report at the census tract level (e.g., vouchers, rebates, and household installations), the entire project funding and other benefits are attributed to a single district, determined by which district includes the majority of the census tract.



Cap and Trade
Dollars at Work

ASSEMBLYMEMBER
ROB BONTA

ASSEMBLY
DISTRICT 18
SNAPSHOT

Cap-and-Trade Dollars at Work Across California

California Climate Investments is a statewide program that puts billions of Cap-and-Trade dollars to work reducing greenhouse gas emissions, strengthening the economy, and improving public health and the environment, particularly in disadvantaged communities.



For an interactive map of investments statewide, visit caclimateinvestments.ca.gov.



\$276.9 million

Cap-and-Trade dollars implemented within the District through November 30, 2020



94%

of total funds invested within the District benefiting priority populations



7,219

projects, rebates, and vouchers implemented within the District



1,851,890

MTCO₂e estimated over reduction timeframe

Statewide Co-Benefits



improved
air quality



reduced
water use



enhanced
ecosystems



employment &
economic development



greater transit
accessibility



dollar
savings

Some projects are not located at a single address, and therefore could be attributable to multiple legislative districts. For projects that physically cross multiple legislative districts (e.g., transit projects), the entire project funding and other benefits are attributed to all relevant districts. For projects that report at the census tract level (e.g., vouchers, rebates, and household installations), the entire project funding and other benefits are attributed to a single district, determined by which district includes the majority of the census tract.

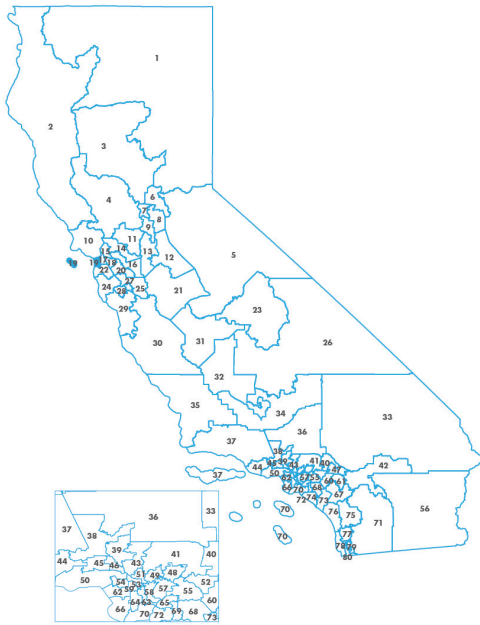


ASSEMBLYMEMBER
PHILIP TING

**ASSEMBLY
DISTRICT 19
SNAPSHOT**

Cap-and-Trade Dollars at Work Across California

California Climate Investments is a statewide program that puts billions of Cap-and-Trade dollars to work reducing greenhouse gas emissions, strengthening the economy, and improving public health and the environment, particularly in disadvantaged communities.



For an interactive map of investments statewide, visit caclimateinvestments.ca.gov.



\$97.1 million

Cap-and-Trade dollars implemented within the District through November 30, 2020



93%

of total funds invested within the District benefiting priority populations



4,519

projects, rebates, and vouchers implemented within the District



569,817

MTCO₂e estimated over reduction timeframe

Statewide Co-Benefits



improved
air quality



reduced
water use



enhanced
ecosystems



employment &
economic development



greater transit
accessibility



dollar
savings

Some projects are not located at a single address, and therefore could be attributable to multiple legislative districts. For projects that physically cross multiple legislative districts (e.g., transit projects), the entire project funding and other benefits are attributed to all relevant districts. For projects that report at the census tract level (e.g., vouchers, rebates, and household installations), the entire project funding and other benefits are attributed to a single district, determined by which district includes the majority of the census tract.

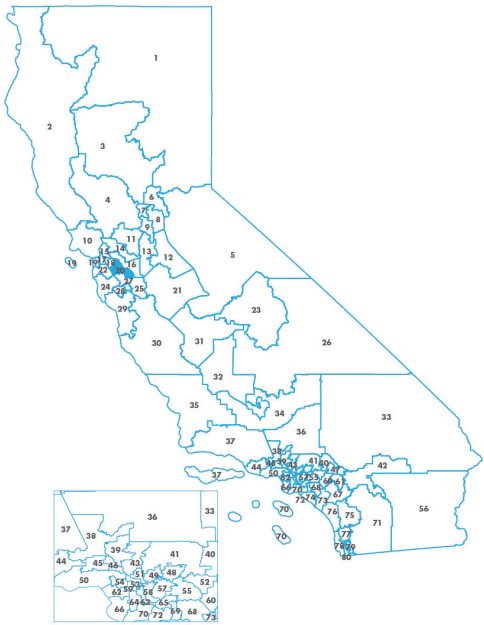


ASSEMBLYMEMBER
BILL QUIRK

**ASSEMBLY
DISTRICT 20
SNAPSHOT**

Cap-and-Trade Dollars at Work Across California

California Climate Investments is a statewide program that puts billions of Cap-and-Trade dollars to work reducing greenhouse gas emissions, strengthening the economy, and improving public health and the environment, particularly in disadvantaged communities.



For an interactive map of investments statewide, visit caclimateinvestments.ca.gov.



\$58.5 million

Cap-and-Trade dollars implemented within the District through November 30, 2020



67%

of total funds invested within the District benefiting priority populations



9,590

projects, rebates, and vouchers implemented within the District



344,064

MTCO₂e estimated over reduction timeframe

Statewide Co-Benefits



improved air quality



reduced water use



enhanced ecosystems



employment & economic development



greater transit accessibility



dollar savings

Some projects are not located at a single address, and therefore could be attributable to multiple legislative districts. For projects that physically cross multiple legislative districts (e.g., transit projects), the entire project funding and other benefits are attributed to all relevant districts. For projects that report at the census tract level (e.g., vouchers, rebates, and household installations), the entire project funding and other benefits are attributed to a single district, determined by which district includes the majority of the census tract.



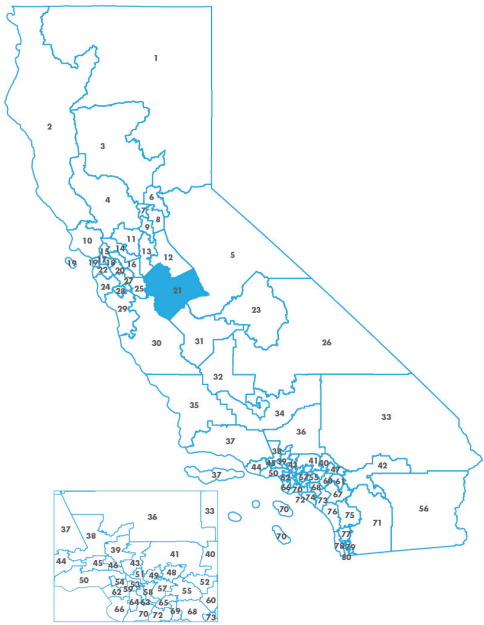
Cap and Trade
Dollars at Work

ASSEMBLYMEMBER
ADAM GRAY

ASSEMBLY
DISTRICT 21
SNAPSHOT

Cap-and-Trade Dollars at Work Across California

California Climate Investments is a statewide program that puts billions of Cap-and-Trade dollars to work reducing greenhouse gas emissions, strengthening the economy, and improving public health and the environment, particularly in disadvantaged communities.



For an interactive map of investments statewide, visit caclimateinvestments.ca.gov.



\$220.3 million

Cap-and-Trade dollars implemented within the District through November 30, 2020



76%

of total funds invested within the District benefiting priority populations



26,944

projects, rebates, and vouchers implemented within the District



3,745,550

MTCO₂e estimated over reduction timeframe

Statewide Co-Benefits



improved
air quality



reduced
water use



enhanced
ecosystems



employment &
economic development



greater transit
accessibility



dollar
savings

Some projects are not located at a single address, and therefore could be attributable to multiple legislative districts. For projects that physically cross multiple legislative districts (e.g., transit projects), the entire project funding and other benefits are attributed to all relevant districts. For projects that report at the census tract level (e.g., vouchers, rebates, and household installations), the entire project funding and other benefits are attributed to a single district, determined by which district includes the majority of the census tract.



ASSEMBLYMEMBER
KEVIN MULLIN

ASSEMBLY
DISTRICT 22
SNAPSHOT

Cap-and-Trade Dollars at Work Across California

California Climate Investments is a statewide program that puts billions of Cap-and-Trade dollars to work reducing greenhouse gas emissions, strengthening the economy, and improving public health and the environment, particularly in disadvantaged communities.



For an interactive map of investments statewide, visit caclimateinvestments.ca.gov.



\$107.1 million

Cap-and-Trade dollars implemented within the District through November 30, 2020



77%

of total funds invested within the District benefiting priority populations



8,355

projects, rebates, and vouchers implemented within the District



2,367,888

MTCO₂e estimated over reduction timeframe



High-Speed Rail

High-Speed Rail is also using Cap-and-Trade dollars to electrify Caltrain from San Francisco to San Jose (AD17, AD 22, AD 24, AD 25, and AD27) and for grade separation in San Mateo.

Statewide Co-Benefits



improved
air quality



reduced
water use



enhanced
ecosystems



employment &
economic development



greater transit
accessibility



dollar
savings

Some projects are not located at a single address, and therefore could be attributable to multiple legislative districts. For projects that physically cross multiple legislative districts (e.g., transit projects), the entire project funding and other benefits are attributed to all relevant districts. For projects that report at the census tract level (e.g., vouchers, rebates, and household installations), the entire project funding and other benefits are attributed to a single district, determined by which district includes the majority of the census tract.



Cap and Trade
Dollars at Work

ASSEMBLYMEMBER
JIM PATTERSON

ASSEMBLY
DISTRICT 23
SNAPSHOT

Cap-and-Trade Dollars at Work Across California

California Climate Investments is a statewide program that puts billions of Cap-and-Trade dollars to work reducing greenhouse gas emissions, strengthening the economy, and improving public health and the environment, particularly in disadvantaged communities.



For an interactive map of investments statewide, visit caclimateinvestments.ca.gov.



\$137.6 million

Cap-and-Trade dollars implemented within the District through November 30, 2020



49%

of total funds invested within the District benefiting priority populations



6,942

projects, rebates, and vouchers implemented within the District



64,958,536

MTCO₂e estimated over reduction timeframe



\$2.28 billion for High-Speed Rail

Statewide Co-Benefits



improved
air quality



reduced
water use



enhanced
ecosystems



employment &
economic development



greater transit
accessibility



dollar
savings

Some projects are not located at a single address, and therefore could be attributable to multiple legislative districts. For projects that physically cross multiple legislative districts (e.g., transit projects), the entire project funding and other benefits are attributed to all relevant districts. For projects that report at the census tract level (e.g., vouchers, rebates, and household installations), the entire project funding and other benefits are attributed to a single district, determined by which district includes the majority of the census tract.

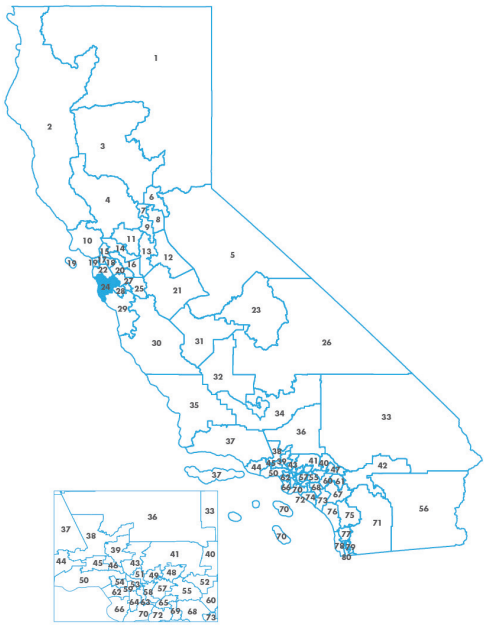


ASSEMBLYMEMBER
MARC BERMAN

ASSEMBLY
DISTRICT 24
SNAPSHOT

Cap-and-Trade Dollars at Work Across California

California Climate Investments is a statewide program that puts billions of Cap-and-Trade dollars to work reducing greenhouse gas emissions, strengthening the economy, and improving public health and the environment, particularly in disadvantaged communities.



For an interactive map of investments statewide, visit caclimateinvestments.ca.gov.



\$129.8 million

Cap-and-Trade dollars implemented within the District through November 30, 2020



72%

of total funds invested within the District benefiting priority populations



11,864

projects, rebates, and vouchers implemented within the District



2,471,791

MTCO₂e estimated over reduction timeframe



High-Speed Rail

High-Speed Rail is also using Cap-and-Trade dollars to electrify Caltrain from San Francisco to San Jose (AD17, AD 22, AD 24, AD 25, and AD27).

Statewide Co-Benefits



improved
air quality



reduced
water use



enhanced
ecosystems



employment &
economic development



greater transit
accessibility



dollar
savings

Some projects are not located at a single address, and therefore could be attributable to multiple legislative districts. For projects that physically cross multiple legislative districts (e.g., transit projects), the entire project funding and other benefits are attributed to all relevant districts. For projects that report at the census tract level (e.g., vouchers, rebates, and household installations), the entire project funding and other benefits are attributed to a single district, determined by which district includes the majority of the census tract.

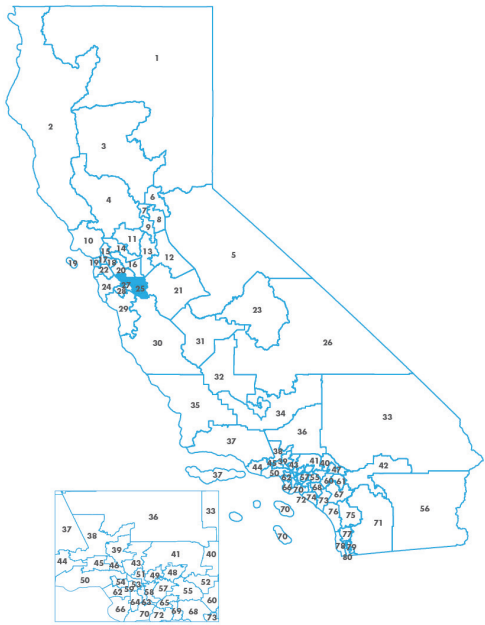


ASSEMBLYMEMBER
ALEX LEE

**ASSEMBLY
DISTRICT 25
SNAPSHOT**

Cap-and-Trade Dollars at Work Across California

California Climate Investments is a statewide program that puts billions of Cap-and-Trade dollars to work reducing greenhouse gas emissions, strengthening the economy, and improving public health and the environment, particularly in disadvantaged communities.



For an interactive map of investments statewide, visit caclimateinvestments.ca.gov.



\$107.8 million

Cap-and-Trade dollars implemented within the District through November 30, 2020



66%

of total funds invested within the District benefiting priority populations



16,331

projects, rebates, and vouchers implemented within the District



3,582,679

MTCO₂e estimated over reduction timeframe



High-Speed Rail

High-Speed Rail is also using Cap-and-Trade dollars to electrify Caltrain from San Francisco to San Jose (AD17, AD 22, AD 24, AD 25, and AD27).

Statewide Co-Benefits



improved air quality



reduced water use



enhanced ecosystems



employment & economic development



greater transit accessibility



dollar savings

Some projects are not located at a single address, and therefore could be attributable to multiple legislative districts. For projects that physically cross multiple legislative districts (e.g., transit projects), the entire project funding and other benefits are attributed to all relevant districts. For projects that report at the census tract level (e.g., vouchers, rebates, and household installations), the entire project funding and other benefits are attributed to a single district, determined by which district includes the majority of the census tract.



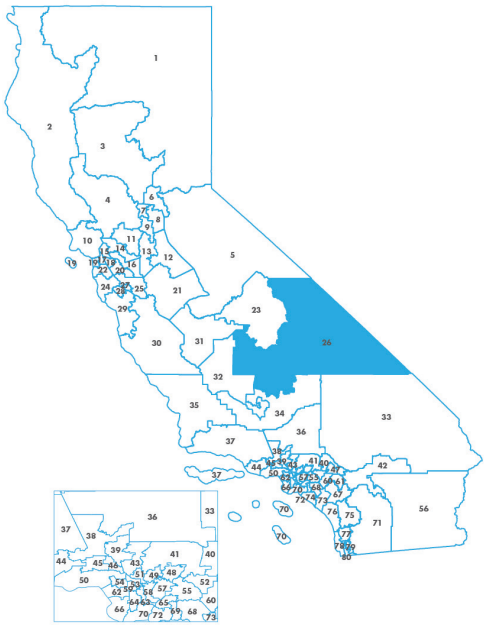
Cap and Trade
Dollars at Work

ASSEMBLYMEMBER
DEVON MATHIS

ASSEMBLY
DISTRICT 26
SNAPSHOT

Cap-and-Trade Dollars at Work Across California

California Climate Investments is a statewide program that puts billions of Cap-and-Trade dollars to work reducing greenhouse gas emissions, strengthening the economy, and improving public health and the environment, particularly in disadvantaged communities.



For an interactive map of investments statewide, visit caclimateinvestments.ca.gov.



\$231.6 million

Cap-and-Trade dollars implemented within the District through November 30, 2020



87%

of total funds invested within the District benefiting priority populations



6,329

projects, rebates, and vouchers implemented within the District



8,985,956

MTCO₂e estimated over reduction timeframe

Statewide Co-Benefits



improved
air quality



reduced
water use



enhanced
ecosystems



employment &
economic development



greater transit
accessibility



dollar
savings

Some projects are not located at a single address, and therefore could be attributable to multiple legislative districts. For projects that physically cross multiple legislative districts (e.g., transit projects), the entire project funding and other benefits are attributed to all relevant districts. For projects that report at the census tract level (e.g., vouchers, rebates, and household installations), the entire project funding and other benefits are attributed to a single district, determined by which district includes the majority of the census tract.

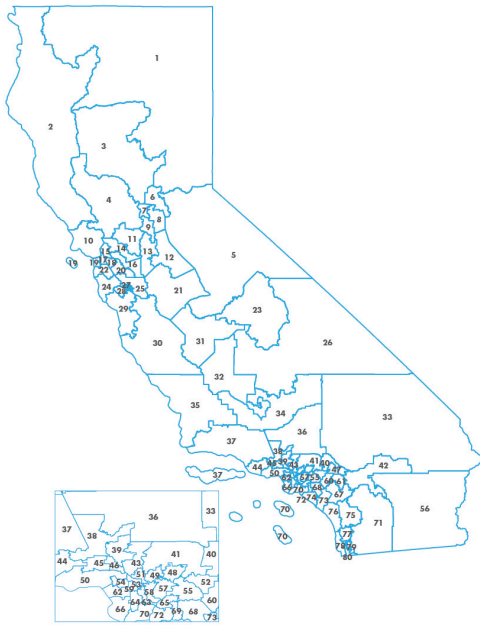


ASSEMBLYMEMBER
ASH KALRA

ASSEMBLY
DISTRICT 27
SNAPSHOT

Cap-and-Trade Dollars at Work Across California

California Climate Investments is a statewide program that puts billions of Cap-and-Trade dollars to work reducing greenhouse gas emissions, strengthening the economy, and improving public health and the environment, particularly in disadvantaged communities.



For an interactive map of investments statewide, visit caclimateinvestments.ca.gov.



\$123.8 million

Cap-and-Trade dollars implemented within the District through November 30, 2020



81%

of total funds invested within the District benefiting priority populations



12,813

projects, rebates, and vouchers implemented within the District



3,133,977

MTCO₂e estimated over reduction timeframe



High-Speed Rail

High-Speed Rail is also using Cap-and-Trade dollars to electrify Caltrain from San Francisco to San Jose (AD 17, AD 22, AD 24, AD 25, and AD 27).

Statewide Co-Benefits



improved
air quality



reduced
water use



enhanced
ecosystems



employment &
economic development



greater transit
accessibility



dollar
savings

Some projects are not located at a single address, and therefore could be attributable to multiple legislative districts. For projects that physically cross multiple legislative districts (e.g., transit projects), the entire project funding and other benefits are attributed to all relevant districts. For projects that report at the census tract level (e.g., vouchers, rebates, and household installations), the entire project funding and other benefits are attributed to a single district, determined by which district includes the majority of the census tract.

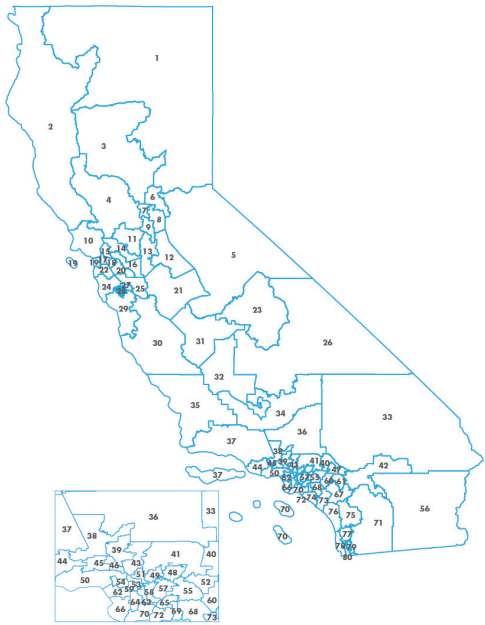


ASSEMBLYMEMBER
EVAN LOW

**ASSEMBLY
DISTRICT 28
SNAPSHOT**

Cap-and-Trade Dollars at Work Across California

California Climate Investments is a statewide program that puts billions of Cap-and-Trade dollars to work reducing greenhouse gas emissions, strengthening the economy, and improving public health and the environment, particularly in disadvantaged communities.



For an interactive map of investments statewide, visit caclimateinvestments.ca.gov.



\$80.8 million

Cap-and-Trade dollars implemented within the District through November 30, 2020



49%

of total funds invested within the District benefiting priority populations



13,677

projects, rebates, and vouchers implemented within the District



1,103,440

MTCO₂e estimated over reduction timeframe

Statewide Co-Benefits



improved air quality



reduced water use



enhanced ecosystems



employment & economic development



greater transit accessibility



dollar savings

Some projects are not located at a single address, and therefore could be attributable to multiple legislative districts. For projects that physically cross multiple legislative districts (e.g., transit projects), the entire project funding and other benefits are attributed to all relevant districts. For projects that report at the census tract level (e.g., vouchers, rebates, and household installations), the entire project funding and other benefits are attributed to a single district, determined by which district includes the majority of the census tract.

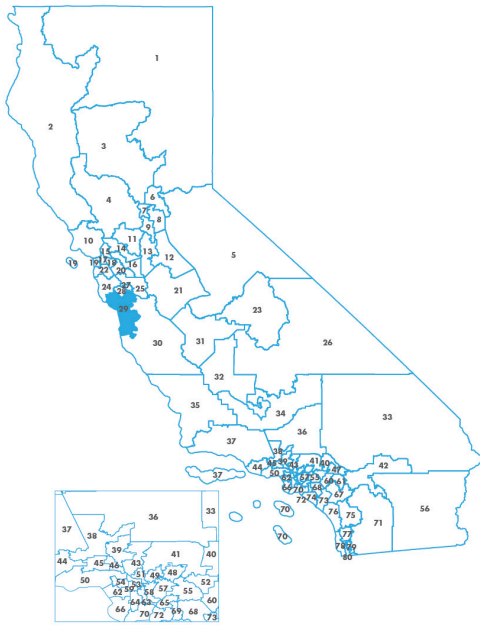


ASSEMBLYMEMBER
MARK STONE

ASSEMBLY
DISTRICT 29
SNAPSHOT

Cap-and-Trade Dollars at Work Across California

California Climate Investments is a statewide program that puts billions of Cap-and-Trade dollars to work reducing greenhouse gas emissions, strengthening the economy, and improving public health and the environment, particularly in disadvantaged communities.



For an interactive map of investments statewide, visit caclimateinvestments.ca.gov.



\$89.9 million

Cap-and-Trade dollars implemented within the District through November 30, 2020



53%

of total funds invested within the District benefiting priority populations



8,695

projects, rebates, and vouchers implemented within the District



2,407,753

MTCO₂e estimated over reduction timeframe

Statewide Co-Benefits



improved
air quality



reduced
water use



enhanced
ecosystems



employment &
economic development



greater transit
accessibility



dollar
savings

Some projects are not located at a single address, and therefore could be attributable to multiple legislative districts. For projects that physically cross multiple legislative districts (e.g., transit projects), the entire project funding and other benefits are attributed to all relevant districts. For projects that report at the census tract level (e.g., vouchers, rebates, and household installations), the entire project funding and other benefits are attributed to a single district, determined by which district includes the majority of the census tract.

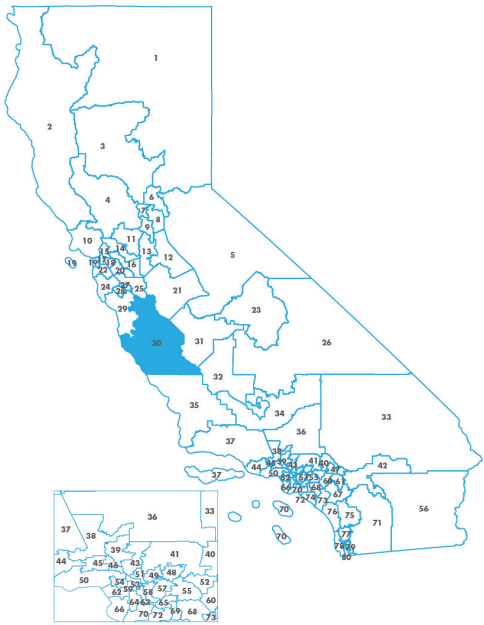


ASSEMBLYMEMBER
ROBERT RIVAS

**ASSEMBLY
DISTRICT 30
SNAPSHOT**

Cap-and-Trade Dollars at Work Across California

California Climate Investments is a statewide program that puts billions of Cap-and-Trade dollars to work reducing greenhouse gas emissions, strengthening the economy, and improving public health and the environment, particularly in disadvantaged communities.



For an interactive map of investments statewide, visit caclimateinvestments.ca.gov.



\$115.4 million

Cap-and-Trade dollars implemented within the District through November 30, 2020



72%

of total funds invested within the District benefiting priority populations



7,922

projects, rebates, and vouchers implemented within the District



3,030,774

MTCO₂e estimated over reduction timeframe

Statewide Co-Benefits



improved air quality



reduced water use



enhanced ecosystems



employment & economic development



greater transit accessibility



dollar savings

Some projects are not located at a single address, and therefore could be attributable to multiple legislative districts. For projects that physically cross multiple legislative districts (e.g., transit projects), the entire project funding and other benefits are attributed to all relevant districts. For projects that report at the census tract level (e.g., vouchers, rebates, and household installations), the entire project funding and other benefits are attributed to a single district, determined by which district includes the majority of the census tract.

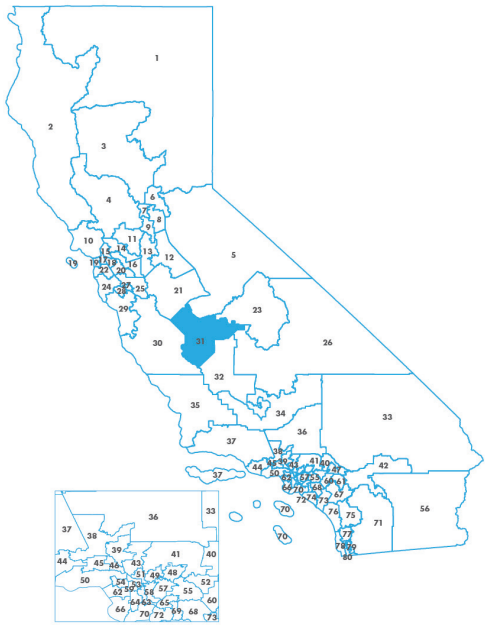


ASSEMBLYMEMBER
JOAQUIN ARAMBULA

ASSEMBLY DISTRICT 31 SNAPSHOT

Cap-and-Trade Dollars at Work Across California

California Climate Investments is a statewide program that puts billions of Cap-and-Trade dollars to work reducing greenhouse gas emissions, strengthening the economy, and improving public health and the environment, particularly in disadvantaged communities.



For an interactive map of investments statewide, visit caclimateinvestments.ca.gov.



\$313.8 million

Cap-and-Trade dollars implemented within the District through November 30, 2020



96%

of total funds invested within the District benefiting priority populations



6,010

projects, rebates, and vouchers implemented within the District



66,658,114

MTCO₂e estimated over reduction timeframe



\$2.28 billion for High-Speed Rail

Statewide Co-Benefits



improved
air quality



reduced
water use



enhanced
ecosystems



employment &
economic development



greater transit
accessibility



dollar
savings

Some projects are not located at a single address, and therefore could be attributable to multiple legislative districts. For projects that physically cross multiple legislative districts (e.g., transit projects), the entire project funding and other benefits are attributed to all relevant districts. For projects that report at the census tract level (e.g., vouchers, rebates, and household installations), the entire project funding and other benefits are attributed to a single district, determined by which district includes the majority of the census tract.



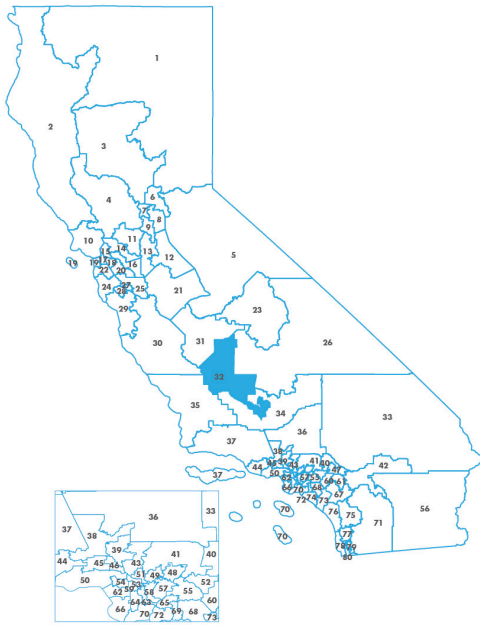
Cap and Trade
Dollars at Work

ASSEMBLYMEMBER
RUDY SALAS, JR.

ASSEMBLY DISTRICT 32 SNAPSHOT

Cap-and-Trade Dollars at Work Across California

California Climate Investments is a statewide program that puts billions of Cap-and-Trade dollars to work reducing greenhouse gas emissions, strengthening the economy, and improving public health and the environment, particularly in disadvantaged communities.



For an interactive map of investments statewide, visit caclimateinvestments.ca.gov.



\$180.6 million

Cap-and-Trade dollars implemented within the District through November 30, 2020



66%

of total funds invested within the District benefiting priority populations



6,090

projects, rebates, and vouchers implemented within the District



6,846,007

MTCO₂e estimated over reduction timeframe

Statewide Co-Benefits



improved
air quality



reduced
water use



enhanced
ecosystems



employment &
economic development



greater transit
accessibility



dollar
savings

Some projects are not located at a single address, and therefore could be attributable to multiple legislative districts. For projects that physically cross multiple legislative districts (e.g., transit projects), the entire project funding and other benefits are attributed to all relevant districts. For projects that report at the census tract level (e.g., vouchers, rebates, and household installations), the entire project funding and other benefits are attributed to a single district, determined by which district includes the majority of the census tract.

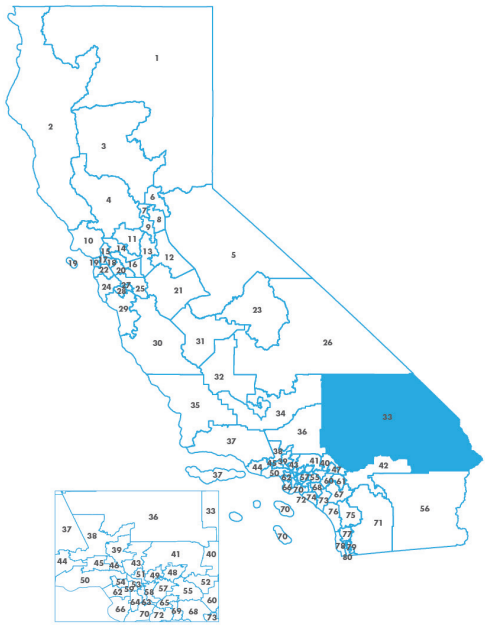


ASSEMBLYMEMBER
THURSTON SMITH

**ASSEMBLY
DISTRICT 33
SNAPSHOT**

Cap-and-Trade Dollars at Work Across California

California Climate Investments is a statewide program that puts billions of Cap-and-Trade dollars to work reducing greenhouse gas emissions, strengthening the economy, and improving public health and the environment, particularly in disadvantaged communities.



For an interactive map of investments statewide, visit caclimateinvestments.ca.gov.



\$56.1 million

Cap-and-Trade dollars implemented within the District through November 30, 2020



86%

of total funds invested within the District benefiting priority populations



995

projects, rebates, and vouchers implemented within the District



382,149

MTCO₂e estimated over reduction timeframe

Statewide Co-Benefits



improved
air quality



reduced
water use



enhanced
ecosystems



employment &
economic development



greater transit
accessibility



dollar
savings

Some projects are not located at a single address, and therefore could be attributable to multiple legislative districts. For projects that physically cross multiple legislative districts (e.g., transit projects), the entire project funding and other benefits are attributed to all relevant districts. For projects that report at the census tract level (e.g., vouchers, rebates, and household installations), the entire project funding and other benefits are attributed to a single district, determined by which district includes the majority of the census tract.

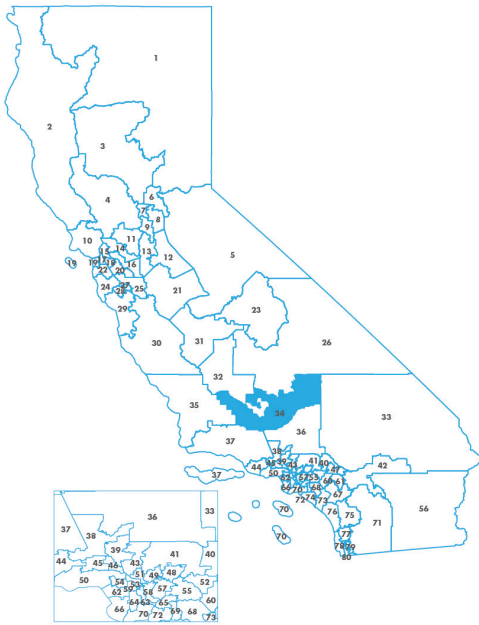


ASSEMBLYMEMBER
VINCE FONG

ASSEMBLY
DISTRICT 34
SNAPSHOT

Cap-and-Trade Dollars at Work Across California

California Climate Investments is a statewide program that puts billions of Cap-and-Trade dollars to work reducing greenhouse gas emissions, strengthening the economy, and improving public health and the environment, particularly in disadvantaged communities.



For an interactive map of investments statewide, visit caclimateinvestments.ca.gov.



\$42.9 million

Cap-and-Trade dollars implemented within the District through November 30, 2020



80%

of total funds invested within the District benefiting priority populations



4,332

projects, rebates, and vouchers implemented within the District



301,070

MTCO₂e estimated over reduction timeframe

Statewide Co-Benefits



improved
air quality



reduced
water use



enhanced
ecosystems



employment &
economic development



greater transit
accessibility



dollar
savings

Some projects are not located at a single address, and therefore could be attributable to multiple legislative districts. For projects that physically cross multiple legislative districts (e.g., transit projects), the entire project funding and other benefits are attributed to all relevant districts. For projects that report at the census tract level (e.g., vouchers, rebates, and household installations), the entire project funding and other benefits are attributed to a single district, determined by which district includes the majority of the census tract.

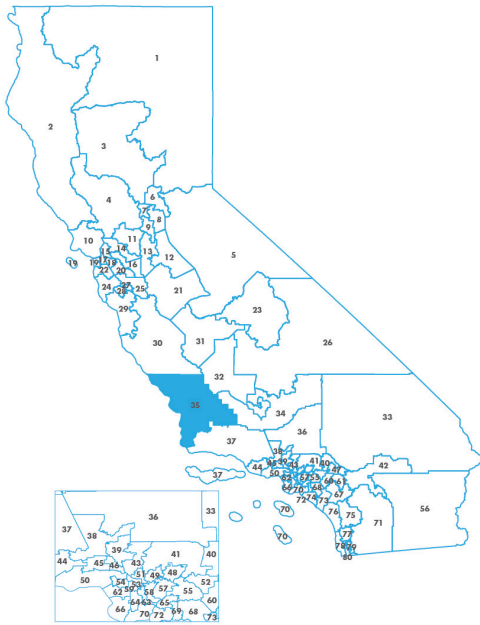


ASSEMBLYMEMBER
JORDAN CUNNINGHAM

**ASSEMBLY
DISTRICT 35
SNAPSHOT**

Cap-and-Trade Dollars at Work Across California

California Climate Investments is a statewide program that puts billions of Cap-and-Trade dollars to work reducing greenhouse gas emissions, strengthening the economy, and improving public health and the environment, particularly in disadvantaged communities.



For an interactive map of investments statewide, visit caclimateinvestments.ca.gov.



\$55.6 million

Cap-and-Trade dollars implemented within the District through November 30, 2020



45%

of total funds invested within the District benefiting priority populations



2,344

projects, rebates, and vouchers implemented within the District



239,311

MTCO₂e estimated over reduction timeframe

Statewide Co-Benefits



improved air quality



reduced water use



enhanced ecosystems



employment & economic development



greater transit accessibility



dollar savings

Some projects are not located at a single address, and therefore could be attributable to multiple legislative districts. For projects that physically cross multiple legislative districts (e.g., transit projects), the entire project funding and other benefits are attributed to all relevant districts. For projects that report at the census tract level (e.g., vouchers, rebates, and household installations), the entire project funding and other benefits are attributed to a single district, determined by which district includes the majority of the census tract.



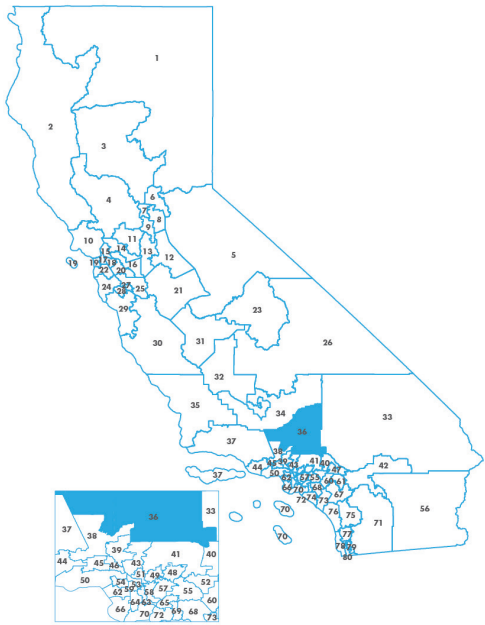
Cap and Trade
Dollars at Work

ASSEMBLYMEMBER
TOM LACKEY

ASSEMBLY
DISTRICT 36
SNAPSHOT

Cap-and-Trade Dollars at Work Across California

California Climate Investments is a statewide program that puts billions of Cap-and-Trade dollars to work reducing greenhouse gas emissions, strengthening the economy, and improving public health and the environment, particularly in disadvantaged communities.



For an interactive map of investments statewide, visit caclimateinvestments.ca.gov.



\$142.6 million

Cap-and-Trade dollars implemented within the District through November 30, 2020



93%

of total funds invested within the District benefiting priority populations



1,815

projects, rebates, and vouchers implemented within the District



911,632

MTCO₂e estimated over reduction timeframe

Statewide Co-Benefits



improved
air quality



reduced
water use



enhanced
ecosystems



employment &
economic development



greater transit
accessibility



dollar
savings

Some projects are not located at a single address, and therefore could be attributable to multiple legislative districts. For projects that physically cross multiple legislative districts (e.g., transit projects), the entire project funding and other benefits are attributed to all relevant districts. For projects that report at the census tract level (e.g., vouchers, rebates, and household installations), the entire project funding and other benefits are attributed to a single district, determined by which district includes the majority of the census tract.



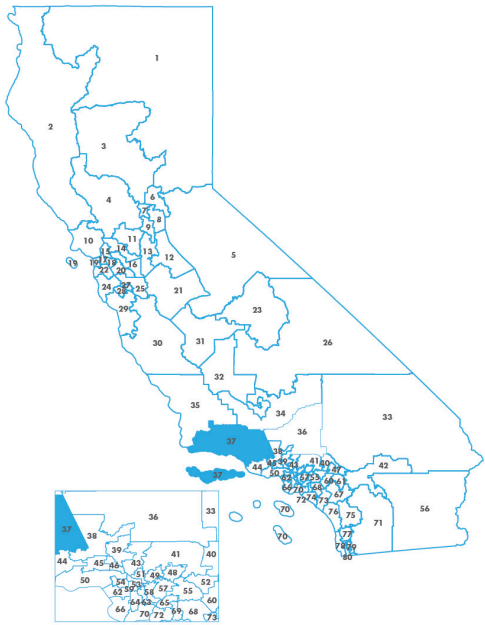
Cap and Trade
Dollars at Work

ASSEMBLYMEMBER
STEVE BENNETT

ASSEMBLY
DISTRICT 37
SNAPSHOT

Cap-and-Trade Dollars at Work Across California

California Climate Investments is a statewide program that puts billions of Cap-and-Trade dollars to work reducing greenhouse gas emissions, strengthening the economy, and improving public health and the environment, particularly in disadvantaged communities.



For an interactive map of investments statewide, visit caclimateinvestments.ca.gov.



\$110.2 million

Cap-and-Trade dollars implemented within the District through November 30, 2020



80%

of total funds invested within the District benefiting priority populations



3,970

projects, rebates, and vouchers implemented within the District



421,578

MTCO₂e estimated over reduction timeframe

Statewide Co-Benefits



improved
air quality



reduced
water use



enhanced
ecosystems



employment &
economic development



greater transit
accessibility



dollar
savings

Some projects are not located at a single address, and therefore could be attributable to multiple legislative districts. For projects that physically cross multiple legislative districts (e.g., transit projects), the entire project funding and other benefits are attributed to all relevant districts. For projects that report at the census tract level (e.g., vouchers, rebates, and household installations), the entire project funding and other benefits are attributed to a single district, determined by which district includes the majority of the census tract.

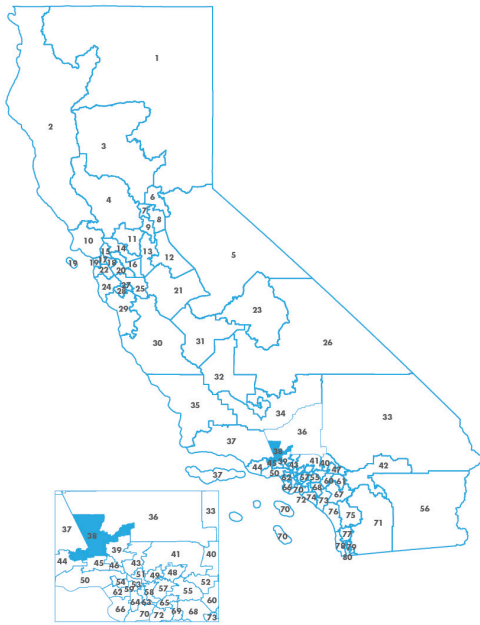


ASSEMBLYMEMBER
SUZETTE MARTINEZ
VALLADARES

ASSEMBLY
DISTRICT 38
SNAPSHOT

Cap-and-Trade Dollars at Work Across California

California Climate Investments is a statewide program that puts billions of Cap-and-Trade dollars to work reducing greenhouse gas emissions, strengthening the economy, and improving public health and the environment, particularly in disadvantaged communities.



For an interactive map of investments statewide, visit caclimateinvestments.ca.gov.



\$117.6 million

Cap-and-Trade dollars implemented within the District through November 30, 2020



89%

of total funds invested within the District benefiting priority populations



6,597

projects, rebates, and vouchers implemented within the District



800,068

MTCO₂e estimated over reduction timeframe

Statewide Co-Benefits



improved
air quality



reduced
water use



enhanced
ecosystems



employment &
economic development



greater transit
accessibility



dollar
savings

Some projects are not located at a single address, and therefore could be attributable to multiple legislative districts. For projects that physically cross multiple legislative districts (e.g., transit projects), the entire project funding and other benefits are attributed to all relevant districts. For projects that report at the census tract level (e.g., vouchers, rebates, and household installations), the entire project funding and other benefits are attributed to a single district, determined by which district includes the majority of the census tract.



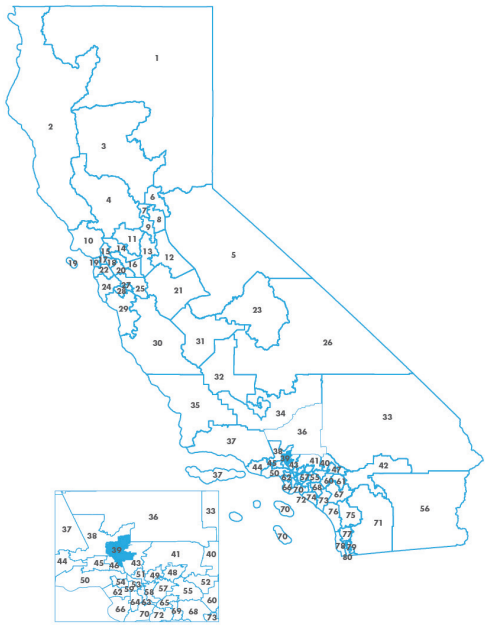
Cap and Trade
Dollars at Work

ASSEMBLYMEMBER
LUZ RIVAS

ASSEMBLY
DISTRICT 39
SNAPSHOT

Cap-and-Trade Dollars at Work Across California

California Climate Investments is a statewide program that puts billions of Cap-and-Trade dollars to work reducing greenhouse gas emissions, strengthening the economy, and improving public health and the environment, particularly in disadvantaged communities.



For an interactive map of investments statewide, visit caclimateinvestments.ca.gov.



\$157.8 million

Cap-and-Trade dollars implemented within the District through November 30, 2020



99%

of total funds invested within the District benefiting priority populations



2,897

projects, rebates, and vouchers implemented within the District



885,254

MTCO₂e estimated over reduction timeframe

Statewide Co-Benefits



improved
air quality



reduced
water use



enhanced
ecosystems



employment &
economic development



greater transit
accessibility



dollar
savings

Some projects are not located at a single address, and therefore could be attributable to multiple legislative districts. For projects that physically cross multiple legislative districts (e.g., transit projects), the entire project funding and other benefits are attributed to all relevant districts. For projects that report at the census tract level (e.g., vouchers, rebates, and household installations), the entire project funding and other benefits are attributed to a single district, determined by which district includes the majority of the census tract.

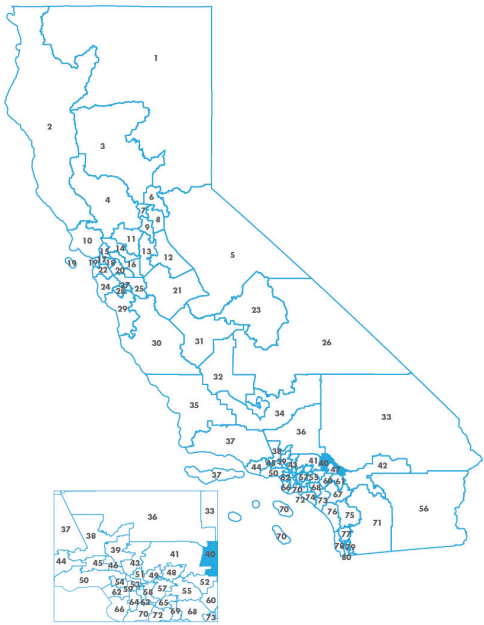


ASSEMBLYMEMBER
JAMES RAMOS

ASSEMBLY
DISTRICT 40
SNAPSHOT

Cap-and-Trade Dollars at Work Across California

California Climate Investments is a statewide program that puts billions of Cap-and-Trade dollars to work reducing greenhouse gas emissions, strengthening the economy, and improving public health and the environment, particularly in disadvantaged communities.



For an interactive map of investments statewide, visit caclimateinvestments.ca.gov.



\$114.5 million

Cap-and-Trade dollars implemented within the District through November 30, 2020



93%

of total funds invested within the District benefiting priority populations



9,481

projects, rebates, and vouchers implemented within the District



475,504

MTCO₂e estimated over reduction timeframe

Statewide Co-Benefits



improved
air quality



reduced
water use



enhanced
ecosystems



employment &
economic development



greater transit
accessibility



dollar
savings

Some projects are not located at a single address, and therefore could be attributable to multiple legislative districts. For projects that physically cross multiple legislative districts (e.g., transit projects), the entire project funding and other benefits are attributed to all relevant districts. For projects that report at the census tract level (e.g., vouchers, rebates, and household installations), the entire project funding and other benefits are attributed to a single district, determined by which district includes the majority of the census tract.

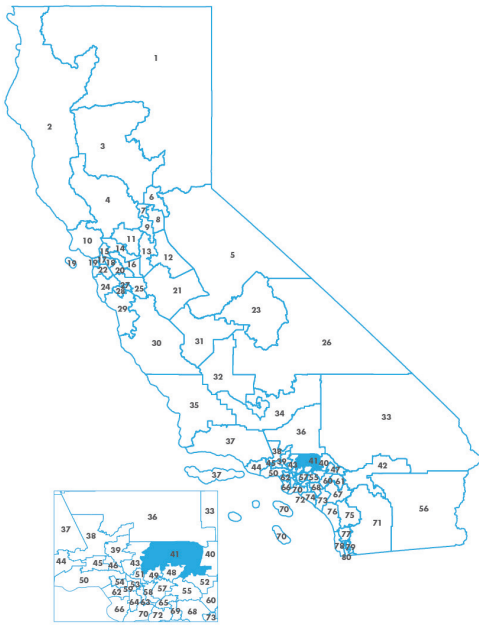


ASSEMBLYMEMBER
CHRIS HOLDEN

**ASSEMBLY
DISTRICT 41
SNAPSHOT**

Cap-and-Trade Dollars at Work Across California

California Climate Investments is a statewide program that puts billions of Cap-and-Trade dollars to work reducing greenhouse gas emissions, strengthening the economy, and improving public health and the environment, particularly in disadvantaged communities.



For an interactive map of investments statewide, visit caclimateinvestments.ca.gov.



\$127.5 million

Cap-and-Trade dollars implemented within the District through November 30, 2020



85%

of total funds invested within the District benefiting priority populations



6,604

projects, rebates, and vouchers implemented within the District



472,717

MTCO₂e estimated over reduction timeframe

Statewide Co-Benefits



improved air quality



reduced water use



enhanced ecosystems



employment & economic development



greater transit accessibility



dollar savings

Some projects are not located at a single address, and therefore could be attributable to multiple legislative districts. For projects that physically cross multiple legislative districts (e.g., transit projects), the entire project funding and other benefits are attributed to all relevant districts. For projects that report at the census tract level (e.g., vouchers, rebates, and household installations), the entire project funding and other benefits are attributed to a single district, determined by which district includes the majority of the census tract.



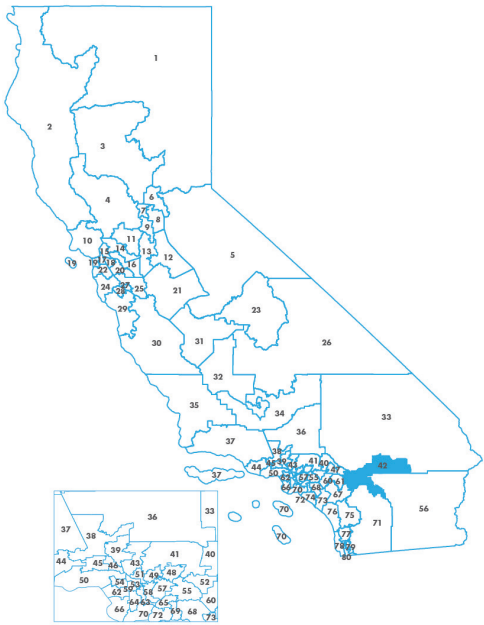
Cap and Trade
Dollars at Work

ASSEMBLYMEMBER
CHAD MAYES

ASSEMBLY
DISTRICT 42
SNAPSHOT

Cap-and-Trade Dollars at Work Across California

California Climate Investments is a statewide program that puts billions of Cap-and-Trade dollars to work reducing greenhouse gas emissions, strengthening the economy, and improving public health and the environment, particularly in disadvantaged communities.



For an interactive map of investments statewide, visit caclimateinvestments.ca.gov.



\$22.2 million

Cap-and-Trade dollars implemented within the District through November 30, 2020



87%

of total funds invested within the District benefiting priority populations



1,936

projects, rebates, and vouchers implemented within the District



50,560

MTCO₂e estimated over reduction timeframe

Statewide Co-Benefits



improved
air quality



reduced
water use



enhanced
ecosystems



employment &
economic development



greater transit
accessibility



dollar
savings

Some projects are not located at a single address, and therefore could be attributable to multiple legislative districts. For projects that physically cross multiple legislative districts (e.g., transit projects), the entire project funding and other benefits are attributed to all relevant districts. For projects that report at the census tract level (e.g., vouchers, rebates, and household installations), the entire project funding and other benefits are attributed to a single district, determined by which district includes the majority of the census tract.

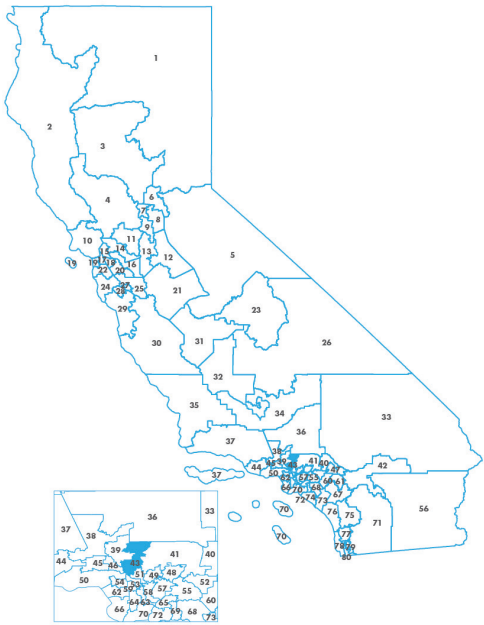


ASSEMBLYMEMBER
LAURA FRIEDMAN

**ASSEMBLY
DISTRICT 43
SNAPSHOT**

Cap-and-Trade Dollars at Work Across California

California Climate Investments is a statewide program that puts billions of Cap-and-Trade dollars to work reducing greenhouse gas emissions, strengthening the economy, and improving public health and the environment, particularly in disadvantaged communities.



For an interactive map of investments statewide, visit caclimateinvestments.ca.gov.



\$126.6 million

Cap-and-Trade dollars implemented within the District through November 30, 2020



94%

of total funds invested within the District benefiting priority populations



6,566

projects, rebates, and vouchers implemented within the District



843,757

MTCO₂e estimated over reduction timeframe

Statewide Co-Benefits



improved air quality



reduced water use



enhanced ecosystems



employment & economic development



greater transit accessibility



dollar savings

Some projects are not located at a single address, and therefore could be attributable to multiple legislative districts. For projects that physically cross multiple legislative districts (e.g., transit projects), the entire project funding and other benefits are attributed to all relevant districts. For projects that report at the census tract level (e.g., vouchers, rebates, and household installations), the entire project funding and other benefits are attributed to a single district, determined by which district includes the majority of the census tract.

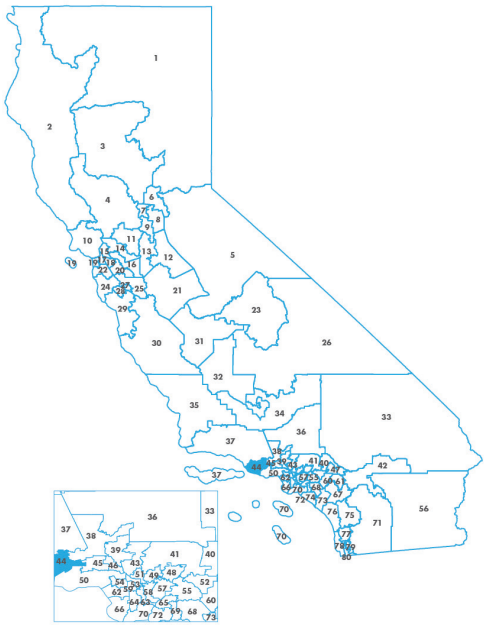


ASSEMBLYMEMBER
JACQUI IRWIN

ASSEMBLY
DISTRICT 44
SNAPSHOT

Cap-and-Trade Dollars at Work Across California

California Climate Investments is a statewide program that puts billions of Cap-and-Trade dollars to work reducing greenhouse gas emissions, strengthening the economy, and improving public health and the environment, particularly in disadvantaged communities.



For an interactive map of investments statewide, visit caclimateinvestments.ca.gov.



\$77.7 million

Cap-and-Trade dollars implemented within the District through November 30, 2020



89%

of total funds invested within the District benefiting priority populations



3,771

projects, rebates, and vouchers implemented within the District



346,019

MTCO₂e estimated over reduction timeframe

Statewide Co-Benefits



improved
air quality



reduced
water use



enhanced
ecosystems



employment &
economic development



greater transit
accessibility



dollar
savings

Some projects are not located at a single address, and therefore could be attributable to multiple legislative districts. For projects that physically cross multiple legislative districts (e.g., transit projects), the entire project funding and other benefits are attributed to all relevant districts. For projects that report at the census tract level (e.g., vouchers, rebates, and household installations), the entire project funding and other benefits are attributed to a single district, determined by which district includes the majority of the census tract.

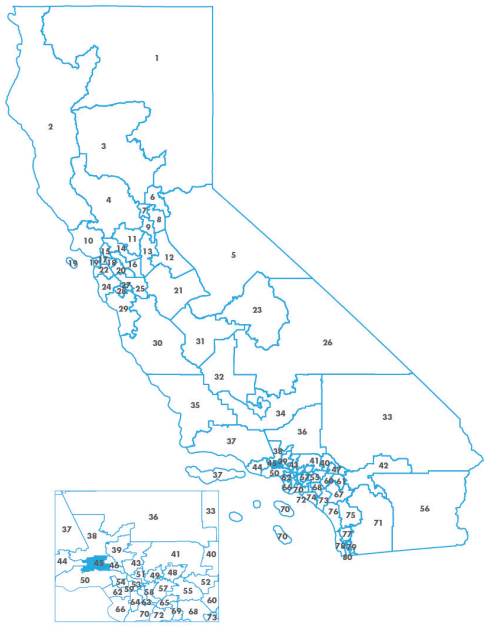


ASSEMBLYMEMBER
JESSE GABRIEL

ASSEMBLY
DISTRICT 45
SNAPSHOT

Cap-and-Trade Dollars at Work Across California

California Climate Investments is a statewide program that puts billions of Cap-and-Trade dollars to work reducing greenhouse gas emissions, strengthening the economy, and improving public health and the environment, particularly in disadvantaged communities.



For an interactive map of investments statewide, visit caclimateinvestments.ca.gov.



\$105.5 million

Cap-and-Trade dollars implemented within the District through November 30, 2020



85%

of total funds invested within the District benefiting priority populations



5,701

projects, rebates, and vouchers implemented within the District



648,100

MTCO₂e estimated over reduction timeframe

Statewide Co-Benefits



improved
air quality



reduced
water use



enhanced
ecosystems



employment &
economic development



greater transit
accessibility



dollar
savings

Some projects are not located at a single address, and therefore could be attributable to multiple legislative districts. For projects that physically cross multiple legislative districts (e.g., transit projects), the entire project funding and other benefits are attributed to all relevant districts. For projects that report at the census tract level (e.g., vouchers, rebates, and household installations), the entire project funding and other benefits are attributed to a single district, determined by which district includes the majority of the census tract.

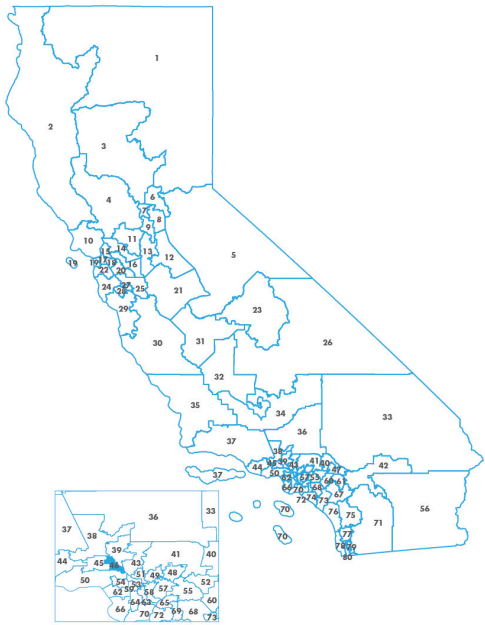


ASSEMBLYMEMBER
ADRIN NAZARIAN

ASSEMBLY
DISTRICT 46
SNAPSHOT

Cap-and-Trade Dollars at Work Across California

California Climate Investments is a statewide program that puts billions of Cap-and-Trade dollars to work reducing greenhouse gas emissions, strengthening the economy, and improving public health and the environment, particularly in disadvantaged communities.



For an interactive map of investments statewide, visit caclimateinvestments.ca.gov.



\$102.1 million

Cap-and-Trade dollars implemented within the District through November 30, 2020



94%

of total funds invested within the District benefiting priority populations



5,335

projects, rebates, and vouchers implemented within the District



660,132

MTCO₂e estimated over reduction timeframe

Statewide Co-Benefits



improved
air quality



reduced
water use



enhanced
ecosystems



employment &
economic development



greater transit
accessibility



dollar
savings

Some projects are not located at a single address, and therefore could be attributable to multiple legislative districts. For projects that physically cross multiple legislative districts (e.g., transit projects), the entire project funding and other benefits are attributed to all relevant districts. For projects that report at the census tract level (e.g., vouchers, rebates, and household installations), the entire project funding and other benefits are attributed to a single district, determined by which district includes the majority of the census tract.

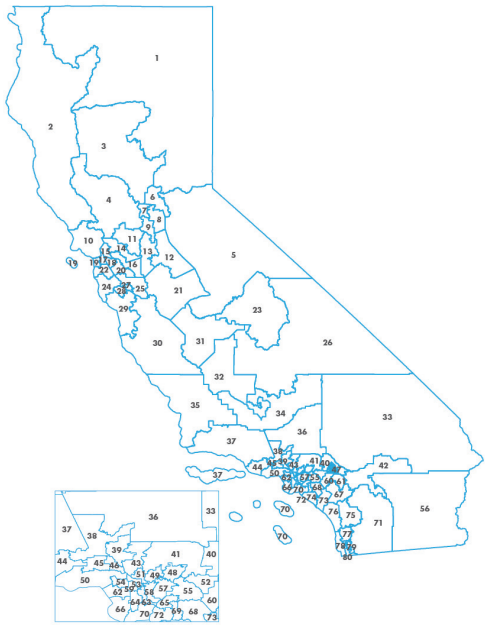


ASSEMBLYMEMBER
ELOISE GÓMEZ REYES

**ASSEMBLY
DISTRICT 47
SNAPSHOT**

Cap-and-Trade Dollars at Work Across California

California Climate Investments is a statewide program that puts billions of Cap-and-Trade dollars to work reducing greenhouse gas emissions, strengthening the economy, and improving public health and the environment, particularly in disadvantaged communities.



For an interactive map of investments statewide, visit caclimateinvestments.ca.gov.



\$156.6 million

Cap-and-Trade dollars implemented within the District through November 30, 2020



98%

of total funds invested within the District benefiting priority populations



2,652

projects, rebates, and vouchers implemented within the District



982,972

MTCO₂e estimated over reduction timeframe

Statewide Co-Benefits



improved air quality



reduced water use



enhanced ecosystems



employment & economic development



greater transit accessibility



dollar savings

Some projects are not located at a single address, and therefore could be attributable to multiple legislative districts. For projects that physically cross multiple legislative districts (e.g., transit projects), the entire project funding and other benefits are attributed to all relevant districts. For projects that report at the census tract level (e.g., vouchers, rebates, and household installations), the entire project funding and other benefits are attributed to a single district, determined by which district includes the majority of the census tract.



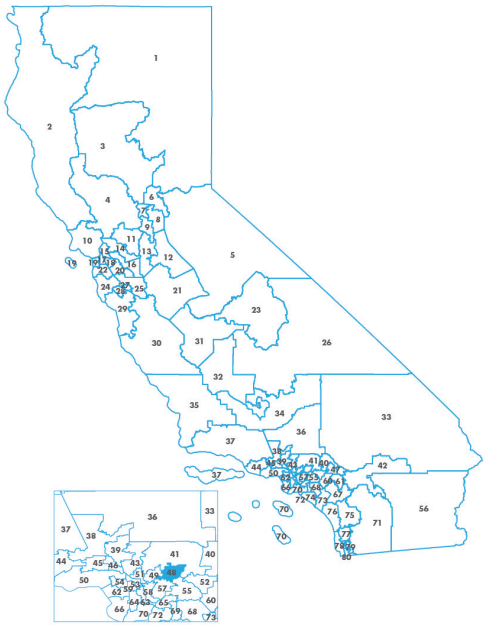
Cap and Trade
Dollars at Work

ASSEMBLYMEMBER
BLANCA RUBIO

ASSEMBLY
DISTRICT 48
SNAPSHOT

Cap-and-Trade Dollars at Work Across California

California Climate Investments is a statewide program that puts billions of Cap-and-Trade dollars to work reducing greenhouse gas emissions, strengthening the economy, and improving public health and the environment, particularly in disadvantaged communities.



For an interactive map of investments statewide, visit caclimateinvestments.ca.gov.



\$166.5 million

Cap-and-Trade dollars implemented within the District through November 30, 2020



98%

of total funds invested within the District benefiting priority populations



4,203

projects, rebates, and vouchers implemented within the District



532,936

MTCO₂e estimated over reduction timeframe

Statewide Co-Benefits



improved
air quality



reduced
water use



enhanced
ecosystems



employment &
economic development



greater transit
accessibility



dollar
savings

Some projects are not located at a single address, and therefore could be attributable to multiple legislative districts. For projects that physically cross multiple legislative districts (e.g., transit projects), the entire project funding and other benefits are attributed to all relevant districts. For projects that report at the census tract level (e.g., vouchers, rebates, and household installations), the entire project funding and other benefits are attributed to a single district, determined by which district includes the majority of the census tract.



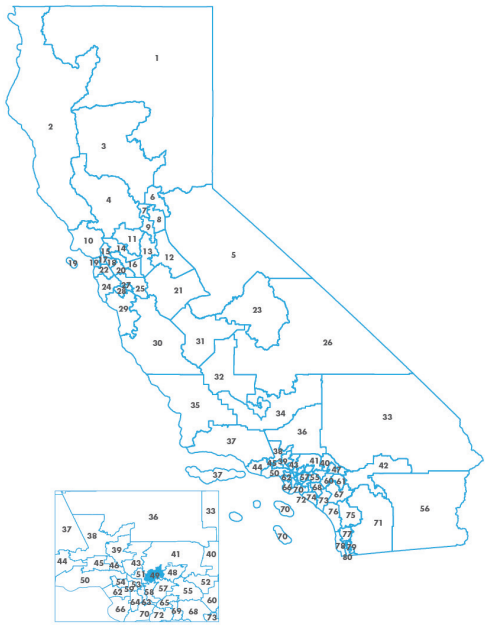
Cap and Trade
Dollars at Work

ASSEMBLYMEMBER
ED CHAU

ASSEMBLY
DISTRICT 49
SNAPSHOT

Cap-and-Trade Dollars at Work Across California

California Climate Investments is a statewide program that puts billions of Cap-and-Trade dollars to work reducing greenhouse gas emissions, strengthening the economy, and improving public health and the environment, particularly in disadvantaged communities.



For an interactive map of investments statewide, visit caclimateinvestments.ca.gov.



\$117.1 million

Cap-and-Trade dollars implemented within the District through November 30, 2020



92%

of total funds invested within the District benefiting priority populations



9,142

projects, rebates, and vouchers implemented within the District



418,915

MTCO₂e estimated over reduction timeframe

Statewide Co-Benefits



improved
air quality



reduced
water use



enhanced
ecosystems



employment &
economic development



greater transit
accessibility



dollar
savings

Some projects are not located at a single address, and therefore could be attributable to multiple legislative districts. For projects that physically cross multiple legislative districts (e.g., transit projects), the entire project funding and other benefits are attributed to all relevant districts. For projects that report at the census tract level (e.g., vouchers, rebates, and household installations), the entire project funding and other benefits are attributed to a single district, determined by which district includes the majority of the census tract.



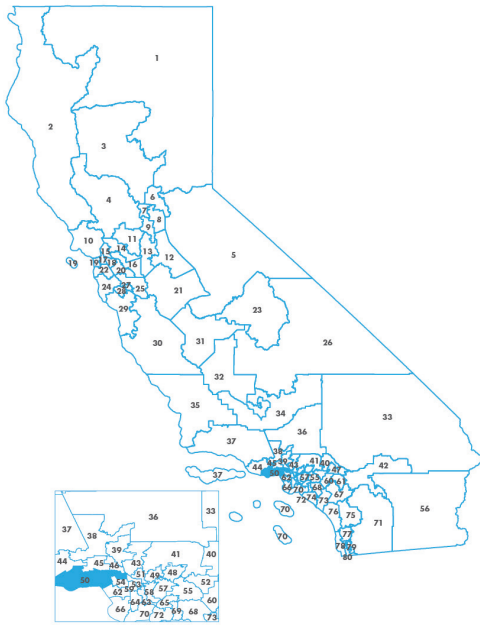
Cap and Trade
Dollars at Work

ASSEMBLYMEMBER
RICHARD BLOOM

ASSEMBLY
DISTRICT 50
SNAPSHOT

Cap-and-Trade Dollars at Work Across California

California Climate Investments is a statewide program that puts billions of Cap-and-Trade dollars to work reducing greenhouse gas emissions, strengthening the economy, and improving public health and the environment, particularly in disadvantaged communities.



For an interactive map of investments statewide, visit caclimateinvestments.ca.gov.



\$131.3 million

Cap-and-Trade dollars implemented within the District through November 30, 2020



83%

of total funds invested within the District benefiting priority populations



9,220

projects, rebates, and vouchers implemented within the District



649,966

MTCO₂e estimated over reduction timeframe

Statewide Co-Benefits



improved
air quality



reduced
water use



enhanced
ecosystems



employment &
economic development



greater transit
accessibility



dollar
savings

Some projects are not located at a single address, and therefore could be attributable to multiple legislative districts. For projects that physically cross multiple legislative districts (e.g., transit projects), the entire project funding and other benefits are attributed to all relevant districts. For projects that report at the census tract level (e.g., vouchers, rebates, and household installations), the entire project funding and other benefits are attributed to a single district, determined by which district includes the majority of the census tract.



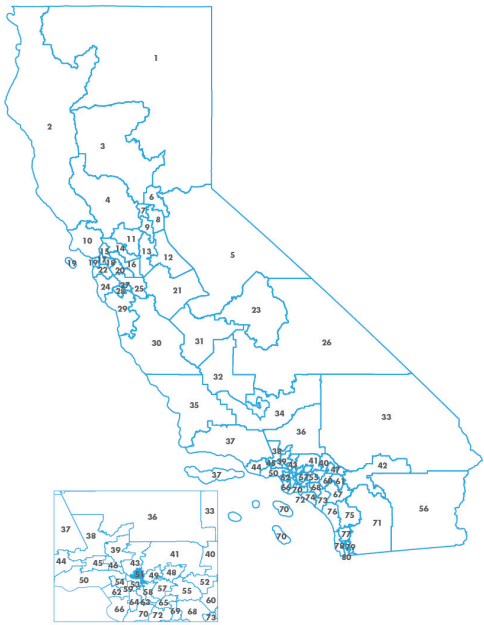
Cap and Trade
Dollars at Work

ASSEMBLYMEMBER
WENDY CARRILLO

ASSEMBLY
DISTRICT 51
SNAPSHOT

Cap-and-Trade Dollars at Work Across California

California Climate Investments is a statewide program that puts billions of Cap-and-Trade dollars to work reducing greenhouse gas emissions, strengthening the economy, and improving public health and the environment, particularly in disadvantaged communities.



For an interactive map of investments statewide, visit caclimateinvestments.ca.gov.



\$163.8 million

Cap-and-Trade dollars implemented within the District through November 30, 2020



87%

of total funds invested within the District benefiting priority populations



4,529

projects, rebates, and vouchers implemented within the District



985,076

MTCO₂e estimated over reduction timeframe

Statewide Co-Benefits



improved
air quality



reduced
water use



enhanced
ecosystems



employment &
economic development



greater transit
accessibility



dollar
savings

Some projects are not located at a single address, and therefore could be attributable to multiple legislative districts. For projects that physically cross multiple legislative districts (e.g., transit projects), the entire project funding and other benefits are attributed to all relevant districts. For projects that report at the census tract level (e.g., vouchers, rebates, and household installations), the entire project funding and other benefits are attributed to a single district, determined by which district includes the majority of the census tract.

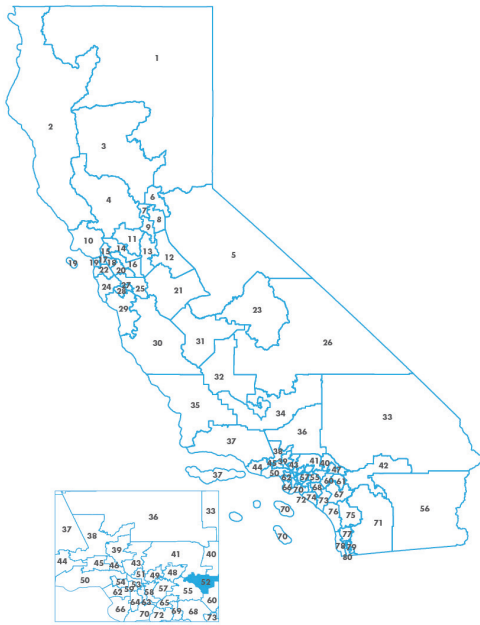


ASSEMBLYMEMBER
FREDDIE RODRIGUEZ

**ASSEMBLY
DISTRICT 52
SNAPSHOT**

Cap-and-Trade Dollars at Work Across California

California Climate Investments is a statewide program that puts billions of Cap-and-Trade dollars to work reducing greenhouse gas emissions, strengthening the economy, and improving public health and the environment, particularly in disadvantaged communities.



For an interactive map of investments statewide, visit caclimateinvestments.ca.gov.



\$202.8 million

Cap-and-Trade dollars implemented within the District through November 30, 2020



92%

of total funds invested within the District benefiting priority populations



4,128

projects, rebates, and vouchers implemented within the District



485,712

MTCO₂e estimated over reduction timeframe

Statewide Co-Benefits



improved
air quality



reduced
water use



enhanced
ecosystems



employment &
economic development



greater transit
accessibility



dollar
savings

Some projects are not located at a single address, and therefore could be attributable to multiple legislative districts. For projects that physically cross multiple legislative districts (e.g., transit projects), the entire project funding and other benefits are attributed to all relevant districts. For projects that report at the census tract level (e.g., vouchers, rebates, and household installations), the entire project funding and other benefits are attributed to a single district, determined by which district includes the majority of the census tract.

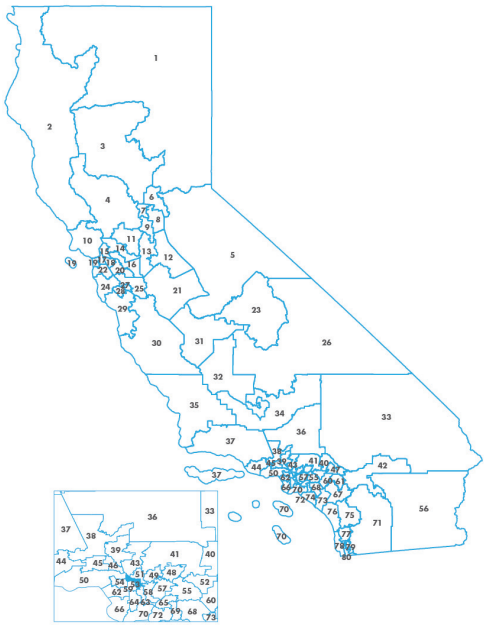


ASSEMBLYMEMBER
MIGUEL SANTIAGO

**ASSEMBLY
DISTRICT 53
SNAPSHOT**

Cap-and-Trade Dollars at Work Across California

California Climate Investments is a statewide program that puts billions of Cap-and-Trade dollars to work reducing greenhouse gas emissions, strengthening the economy, and improving public health and the environment, particularly in disadvantaged communities.



For an interactive map of investments statewide, visit caclimateinvestments.ca.gov.



\$245.3 million

Cap-and-Trade dollars implemented within the District through November 30, 2020



95%

of total funds invested within the District benefiting priority populations



2,751

projects, rebates, and vouchers implemented within the District



1,807,379

MTCO₂e estimated over reduction timeframe

Statewide Co-Benefits



improved
air quality



reduced
water use



enhanced
ecosystems



employment &
economic development



greater transit
accessibility



dollar
savings

Some projects are not located at a single address, and therefore could be attributable to multiple legislative districts. For projects that physically cross multiple legislative districts (e.g., transit projects), the entire project funding and other benefits are attributed to all relevant districts. For projects that report at the census tract level (e.g., vouchers, rebates, and household installations), the entire project funding and other benefits are attributed to a single district, determined by which district includes the majority of the census tract.



VACANT

ASSEMBLY DISTRICT 54 SNAPSHOT

Cap-and-Trade Dollars at Work Across California

California Climate Investments is a statewide program that puts billions of Cap-and-Trade dollars to work reducing greenhouse gas emissions, strengthening the economy, and improving public health and the environment, particularly in disadvantaged communities.



For an interactive map of investments statewide, visit caclimateinvestments.ca.gov.



\$115.8 million

Cap-and-Trade dollars implemented within the District through November 30, 2020



90%

of total funds invested within the District benefiting priority populations



5,276

projects, rebates, and vouchers implemented within the District



560,744

MTCO₂e estimated over reduction timeframe

Statewide Co-Benefits



improved air quality



reduced water use



enhanced ecosystems



employment & economic development



greater transit accessibility



dollar savings

Some projects are not located at a single address, and therefore could be attributable to multiple legislative districts. For projects that physically cross multiple legislative districts (e.g., transit projects), the entire project funding and other benefits are attributed to all relevant districts. For projects that report at the census tract level (e.g., vouchers, rebates, and household installations), the entire project funding and other benefits are attributed to a single district, determined by which district includes the majority of the census tract.

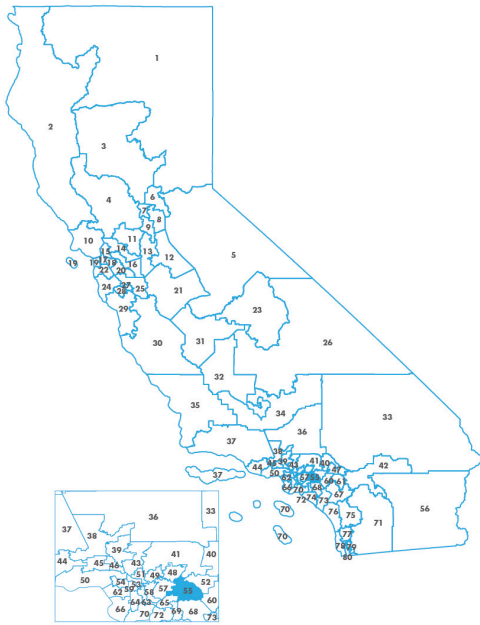


ASSEMBLYMEMBER
PHILLIP CHEN

ASSEMBLY
DISTRICT 55
SNAPSHOT

Cap-and-Trade Dollars at Work Across California

California Climate Investments is a statewide program that puts billions of Cap-and-Trade dollars to work reducing greenhouse gas emissions, strengthening the economy, and improving public health and the environment, particularly in disadvantaged communities.



For an interactive map of investments statewide, visit caclimateinvestments.ca.gov.



\$137.0 million

Cap-and-Trade dollars implemented within the District through November 30, 2020



56%

of total funds invested within the District benefiting priority populations



8,381

projects, rebates, and vouchers implemented within the District



573,622

MTCO₂e estimated over reduction timeframe

Statewide Co-Benefits



improved
air quality



reduced
water use



enhanced
ecosystems



employment &
economic development



greater transit
accessibility



dollar
savings

Some projects are not located at a single address, and therefore could be attributable to multiple legislative districts. For projects that physically cross multiple legislative districts (e.g., transit projects), the entire project funding and other benefits are attributed to all relevant districts. For projects that report at the census tract level (e.g., vouchers, rebates, and household installations), the entire project funding and other benefits are attributed to a single district, determined by which district includes the majority of the census tract.



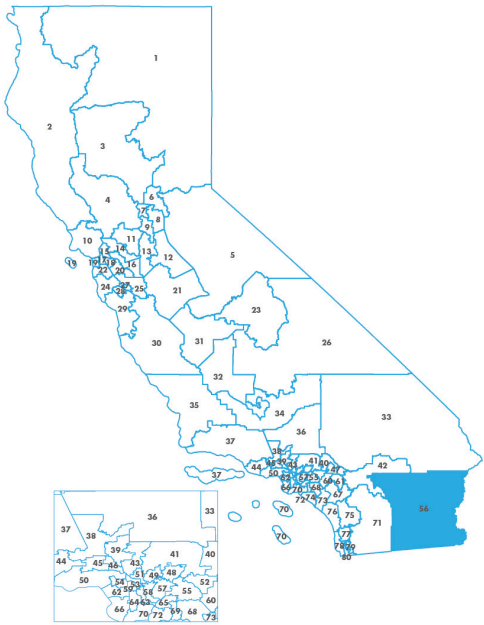
Cap and Trade
Dollars at Work

ASSEMBLYMEMBER
EDUARDO GARCIA

ASSEMBLY
DISTRICT 56
SNAPSHOT

Cap-and-Trade Dollars at Work Across California

California Climate Investments is a statewide program that puts billions of Cap-and-Trade dollars to work reducing greenhouse gas emissions, strengthening the economy, and improving public health and the environment, particularly in disadvantaged communities.



For an interactive map of investments statewide, visit caclimateinvestments.ca.gov.



\$111.9 million

Cap-and-Trade dollars implemented within the District through November 30, 2020



83%

of total funds invested within the District benefiting priority populations



1,631

projects, rebates, and vouchers implemented within the District



298,845

MTCO₂e estimated over reduction timeframe

Statewide Co-Benefits



improved
air quality



reduced
water use



enhanced
ecosystems



employment &
economic development



greater transit
accessibility



dollar
savings

Some projects are not located at a single address, and therefore could be attributable to multiple legislative districts. For projects that physically cross multiple legislative districts (e.g., transit projects), the entire project funding and other benefits are attributed to all relevant districts. For projects that report at the census tract level (e.g., vouchers, rebates, and household installations), the entire project funding and other benefits are attributed to a single district, determined by which district includes the majority of the census tract.



Cap and Trade
Dollars at Work

ASSEMBLYMEMBER
LISA CALDERON

ASSEMBLY
DISTRICT 57
SNAPSHOT

Cap-and-Trade Dollars at Work Across California

California Climate Investments is a statewide program that puts billions of Cap-and-Trade dollars to work reducing greenhouse gas emissions, strengthening the economy, and improving public health and the environment, particularly in disadvantaged communities.



For an interactive map of investments statewide, visit caclimateinvestments.ca.gov.



\$115.6 million

Cap-and-Trade dollars implemented within the District through November 30, 2020



97%

of total funds invested within the District benefiting priority populations



4,031

projects, rebates, and vouchers implemented within the District



698,504

MTCO₂e estimated over reduction timeframe

Statewide Co-Benefits



improved
air quality



reduced
water use



enhanced
ecosystems



employment &
economic development



greater transit
accessibility



dollar
savings

Some projects are not located at a single address, and therefore could be attributable to multiple legislative districts. For projects that physically cross multiple legislative districts (e.g., transit projects), the entire project funding and other benefits are attributed to all relevant districts. For projects that report at the census tract level (e.g., vouchers, rebates, and household installations), the entire project funding and other benefits are attributed to a single district, determined by which district includes the majority of the census tract.

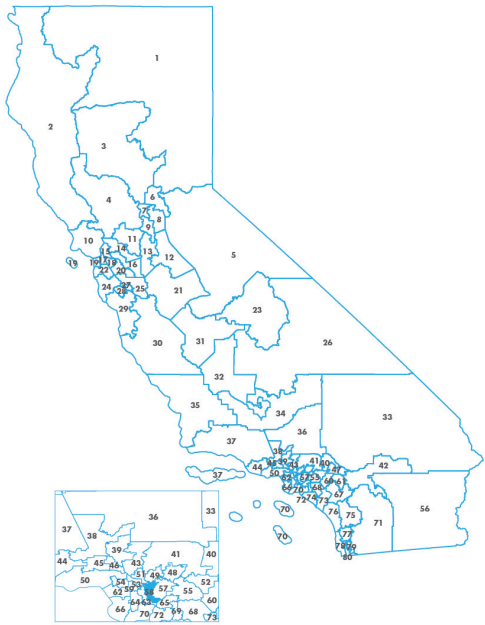


ASSEMBLYMEMBER
CRISTINA GARCIA

ASSEMBLY
DISTRICT 58
SNAPSHOT

Cap-and-Trade Dollars at Work Across California

California Climate Investments is a statewide program that puts billions of Cap-and-Trade dollars to work reducing greenhouse gas emissions, strengthening the economy, and improving public health and the environment, particularly in disadvantaged communities.



For an interactive map of investments statewide, visit caclimateinvestments.ca.gov.



\$110.5 million

Cap-and-Trade dollars implemented within the District through November 30, 2020



96%

of total funds invested within the District benefiting priority populations



3,496

projects, rebates, and vouchers implemented within the District



681,112

MTCO₂e estimated over reduction timeframe

Statewide Co-Benefits



improved
air quality



reduced
water use



enhanced
ecosystems



employment &
economic development



greater transit
accessibility



dollar
savings

Some projects are not located at a single address, and therefore could be attributable to multiple legislative districts. For projects that physically cross multiple legislative districts (e.g., transit projects), the entire project funding and other benefits are attributed to all relevant districts. For projects that report at the census tract level (e.g., vouchers, rebates, and household installations), the entire project funding and other benefits are attributed to a single district, determined by which district includes the majority of the census tract.

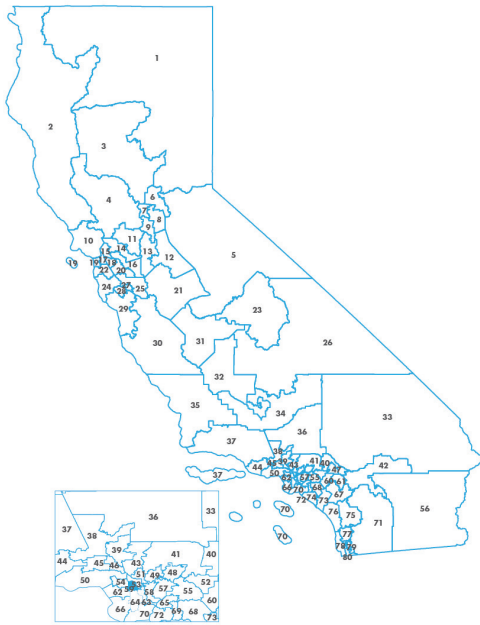


ASSEMBLYMEMBER
REGINALD JONES-
SAWYER, SR.

ASSEMBLY DISTRICT 59 SNAPSHOT

Cap-and-Trade Dollars at Work Across California

California Climate Investments is a statewide program that puts billions of Cap-and-Trade dollars to work reducing greenhouse gas emissions, strengthening the economy, and improving public health and the environment, particularly in disadvantaged communities.



For an interactive map of investments statewide, visit caclimateinvestments.ca.gov.



\$130.0 million

Cap-and-Trade dollars implemented within the District through November 30, 2020



99%

of total funds invested within the District benefiting priority populations



1,301

projects, rebates, and vouchers implemented within the District



472,630

MTCO₂e estimated over reduction timeframe

Statewide Co-Benefits



improved
air quality



reduced
water use



enhanced
ecosystems



employment &
economic development



greater transit
accessibility



dollar
savings

Some projects are not located at a single address, and therefore could be attributable to multiple legislative districts. For projects that physically cross multiple legislative districts (e.g., transit projects), the entire project funding and other benefits are attributed to all relevant districts. For projects that report at the census tract level (e.g., vouchers, rebates, and household installations), the entire project funding and other benefits are attributed to a single district, determined by which district includes the majority of the census tract.

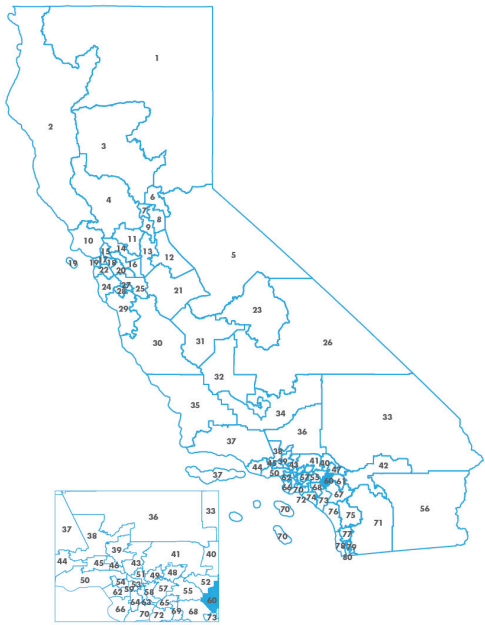


ASSEMBLYMEMBER
SABRINA CERVANTES

ASSEMBLY DISTRICT 60 SNAPSHOT

Cap-and-Trade Dollars at Work Across California

California Climate Investments is a statewide program that puts billions of Cap-and-Trade dollars to work reducing greenhouse gas emissions, strengthening the economy, and improving public health and the environment, particularly in disadvantaged communities.



For an interactive map of investments statewide, visit caclimateinvestments.ca.gov.



\$82.0 million

Cap-and-Trade dollars implemented within the District through November 30, 2020



94%

of total funds invested within the District benefiting priority populations



3,896

projects, rebates, and vouchers implemented within the District



374,401

MTCO₂e estimated over reduction timeframe

Statewide Co-Benefits



improved
air quality



reduced
water use



enhanced
ecosystems



employment &
economic development



greater transit
accessibility



dollar
savings

Some projects are not located at a single address, and therefore could be attributable to multiple legislative districts. For projects that physically cross multiple legislative districts (e.g., transit projects), the entire project funding and other benefits are attributed to all relevant districts. For projects that report at the census tract level (e.g., vouchers, rebates, and household installations), the entire project funding and other benefits are attributed to a single district, determined by which district includes the majority of the census tract.



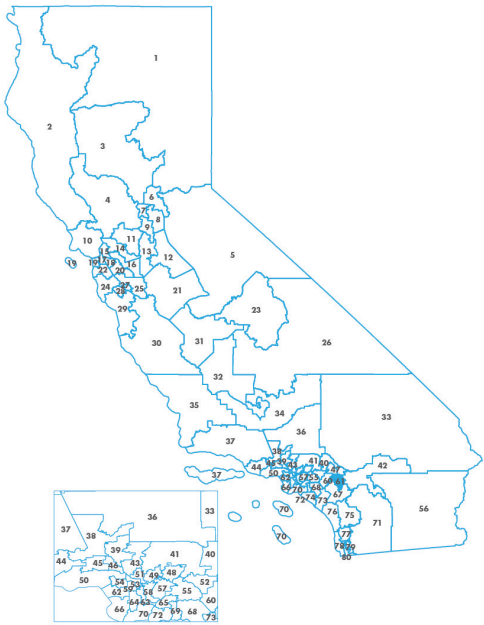
Cap and Trade
Dollars at Work

ASSEMBLYMEMBER
JOSE MEDINA

ASSEMBLY
DISTRICT 61
SNAPSHOT

Cap-and-Trade Dollars at Work Across California

California Climate Investments is a statewide program that puts billions of Cap-and-Trade dollars to work reducing greenhouse gas emissions, strengthening the economy, and improving public health and the environment, particularly in disadvantaged communities.



For an interactive map of investments statewide, visit caclimateinvestments.ca.gov.



\$157.9 million

Cap-and-Trade dollars implemented within the District through November 30, 2020



89%

of total funds invested within the District benefiting priority populations



2,504

projects, rebates, and vouchers implemented within the District



1,000,698

MTCO₂e estimated over reduction timeframe

Statewide Co-Benefits



improved
air quality



reduced
water use



enhanced
ecosystems



employment &
economic development



greater transit
accessibility



dollar
savings

Some projects are not located at a single address, and therefore could be attributable to multiple legislative districts. For projects that physically cross multiple legislative districts (e.g., transit projects), the entire project funding and other benefits are attributed to all relevant districts. For projects that report at the census tract level (e.g., vouchers, rebates, and household installations), the entire project funding and other benefits are attributed to a single district, determined by which district includes the majority of the census tract.

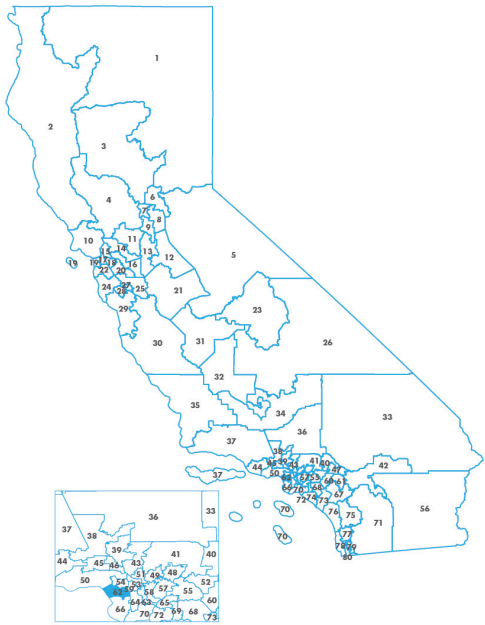


ASSEMBLYMEMBER
AUTUMN BURKE

ASSEMBLY
DISTRICT 62
SNAPSHOT

Cap-and-Trade Dollars at Work Across California

California Climate Investments is a statewide program that puts billions of Cap-and-Trade dollars to work reducing greenhouse gas emissions, strengthening the economy, and improving public health and the environment, particularly in disadvantaged communities.



For an interactive map of investments statewide, visit caclimateinvestments.ca.gov.



\$48.6 million

Cap-and-Trade dollars implemented within the District through November 30, 2020



83%

of total funds invested within the District benefiting priority populations



4,501

projects, rebates, and vouchers implemented within the District



259,216

MTCO₂e estimated over reduction timeframe

Statewide Co-Benefits



improved
air quality



reduced
water use



enhanced
ecosystems



employment &
economic development



greater transit
accessibility



dollar
savings

Some projects are not located at a single address, and therefore could be attributable to multiple legislative districts. For projects that physically cross multiple legislative districts (e.g., transit projects), the entire project funding and other benefits are attributed to all relevant districts. For projects that report at the census tract level (e.g., vouchers, rebates, and household installations), the entire project funding and other benefits are attributed to a single district, determined by which district includes the majority of the census tract.

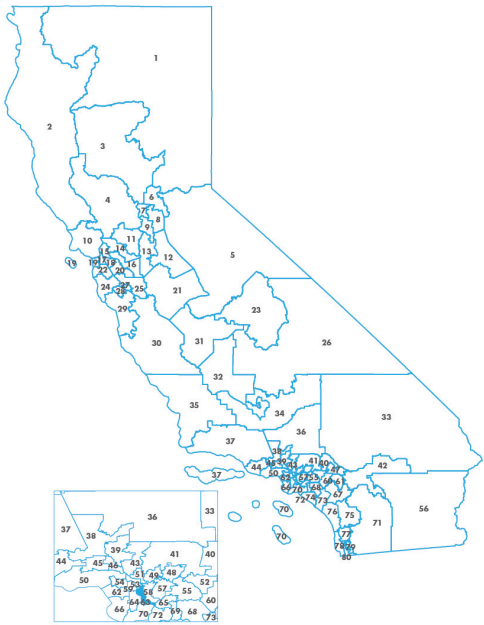


ASSEMBLYMEMBER
ANTHONY RENDON

**ASSEMBLY
DISTRICT 63
SNAPSHOT**

Cap-and-Trade Dollars at Work Across California

California Climate Investments is a statewide program that puts billions of Cap-and-Trade dollars to work reducing greenhouse gas emissions, strengthening the economy, and improving public health and the environment, particularly in disadvantaged communities.



For an interactive map of investments statewide, visit caclimateinvestments.ca.gov.



\$81.2 million

Cap-and-Trade dollars implemented within the District through November 30, 2020



99%

of total funds invested within the District benefiting priority populations



1,985

projects, rebates, and vouchers implemented within the District



439,819

MTCO₂e estimated over reduction timeframe

Statewide Co-Benefits



improved air quality



reduced water use



enhanced ecosystems



employment & economic development



greater transit accessibility



dollar savings

Some projects are not located at a single address, and therefore could be attributable to multiple legislative districts. For projects that physically cross multiple legislative districts (e.g., transit projects), the entire project funding and other benefits are attributed to all relevant districts. For projects that report at the census tract level (e.g., vouchers, rebates, and household installations), the entire project funding and other benefits are attributed to a single district, determined by which district includes the majority of the census tract.



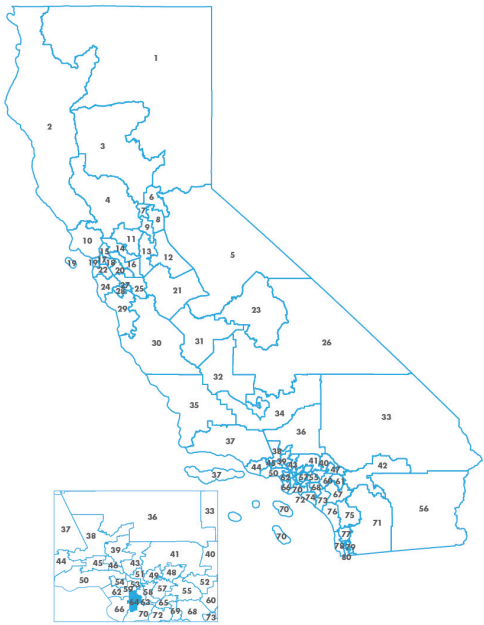
Cap and Trade
Dollars at Work

ASSEMBLYMEMBER
MIKE GIPSON

ASSEMBLY
DISTRICT 64
SNAPSHOT

Cap-and-Trade Dollars at Work Across California

California Climate Investments is a statewide program that puts billions of Cap-and-Trade dollars to work reducing greenhouse gas emissions, strengthening the economy, and improving public health and the environment, particularly in disadvantaged communities.



For an interactive map of investments statewide, visit caclimateinvestments.ca.gov.



\$253.7 million

Cap-and-Trade dollars implemented within the District through November 30, 2020



100%

of total funds invested within the District benefiting priority populations



2,986

projects, rebates, and vouchers implemented within the District



459,453

MTCO₂e estimated over reduction timeframe

Statewide Co-Benefits



improved
air quality



reduced
water use



enhanced
ecosystems



employment &
economic development



greater transit
accessibility



dollar
savings

Some projects are not located at a single address, and therefore could be attributable to multiple legislative districts. For projects that physically cross multiple legislative districts (e.g., transit projects), the entire project funding and other benefits are attributed to all relevant districts. For projects that report at the census tract level (e.g., vouchers, rebates, and household installations), the entire project funding and other benefits are attributed to a single district, determined by which district includes the majority of the census tract.

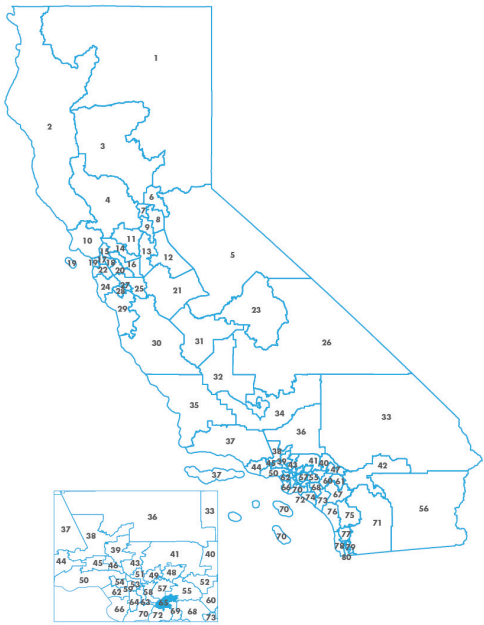


ASSEMBLYMEMBER
SHARON QUIRK-SILVA

**ASSEMBLY
DISTRICT 65
SNAPSHOT**

Cap-and-Trade Dollars at Work Across California

California Climate Investments is a statewide program that puts billions of Cap-and-Trade dollars to work reducing greenhouse gas emissions, strengthening the economy, and improving public health and the environment, particularly in disadvantaged communities.



For an interactive map of investments statewide, visit caclimateinvestments.ca.gov.



\$89.4 million

Cap-and-Trade dollars implemented within the District through November 30, 2020



94%

of total funds invested within the District benefiting priority populations



5,024

projects, rebates, and vouchers implemented within the District



391,931

MTCO₂e estimated over reduction timeframe

Statewide Co-Benefits



improved
air quality



reduced
water use



enhanced
ecosystems



employment &
economic development



greater transit
accessibility



dollar
savings

Some projects are not located at a single address, and therefore could be attributable to multiple legislative districts. For projects that physically cross multiple legislative districts (e.g., transit projects), the entire project funding and other benefits are attributed to all relevant districts. For projects that report at the census tract level (e.g., vouchers, rebates, and household installations), the entire project funding and other benefits are attributed to a single district, determined by which district includes the majority of the census tract.

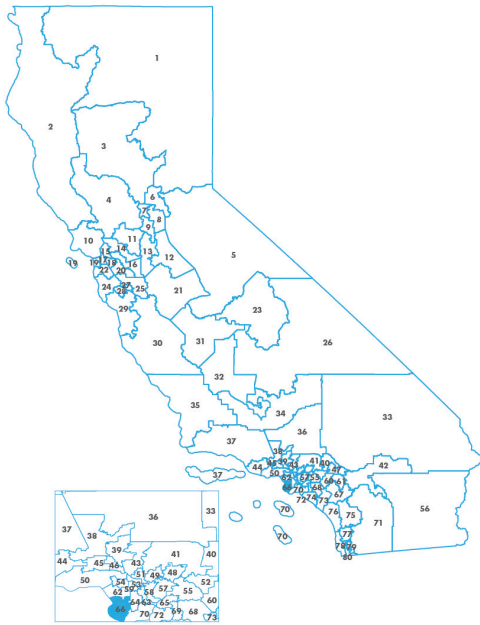


ASSEMBLYMEMBER
AL MURATSUCHI

ASSEMBLY
DISTRICT 66
SNAPSHOT

Cap-and-Trade Dollars at Work Across California

California Climate Investments is a statewide program that puts billions of Cap-and-Trade dollars to work reducing greenhouse gas emissions, strengthening the economy, and improving public health and the environment, particularly in disadvantaged communities.



For an interactive map of investments statewide, visit caclimateinvestments.ca.gov.



\$79.2 million

Cap-and-Trade dollars implemented within the District through November 30, 2020



79%

of total funds invested within the District benefiting priority populations



7,741

projects, rebates, and vouchers implemented within the District



341,281

MTCO₂e estimated over reduction timeframe

Statewide Co-Benefits



improved
air quality



reduced
water use



enhanced
ecosystems



employment &
economic development



greater transit
accessibility



dollar
savings

Some projects are not located at a single address, and therefore could be attributable to multiple legislative districts. For projects that physically cross multiple legislative districts (e.g., transit projects), the entire project funding and other benefits are attributed to all relevant districts. For projects that report at the census tract level (e.g., vouchers, rebates, and household installations), the entire project funding and other benefits are attributed to a single district, determined by which district includes the majority of the census tract.

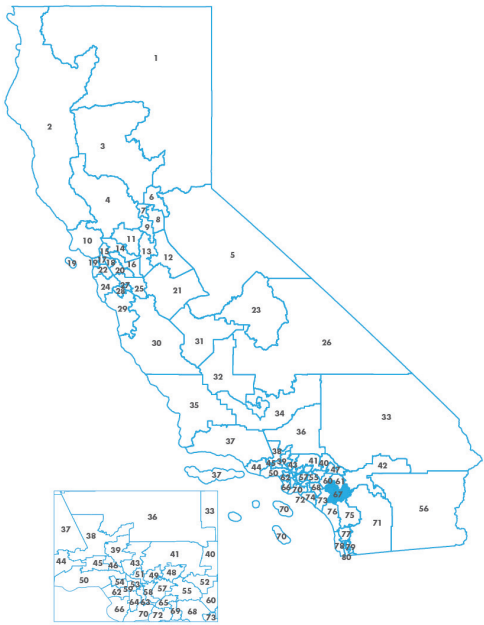


ASSEMBLYMEMBER
KELLY SEYARTO

ASSEMBLY
DISTRICT 67
SNAPSHOT

Cap-and-Trade Dollars at Work Across California

California Climate Investments is a statewide program that puts billions of Cap-and-Trade dollars to work reducing greenhouse gas emissions, strengthening the economy, and improving public health and the environment, particularly in disadvantaged communities.



For an interactive map of investments statewide, visit caclimateinvestments.ca.gov.



\$26.2 million

Cap-and-Trade dollars implemented within the District through November 30, 2020



61%

of total funds invested within the District benefiting priority populations



13,147

projects, rebates, and vouchers implemented within the District



68,949

MTCO₂e estimated over reduction timeframe

Statewide Co-Benefits



improved
air quality



reduced
water use



enhanced
ecosystems



employment &
economic development



greater transit
accessibility



dollar
savings

Some projects are not located at a single address, and therefore could be attributable to multiple legislative districts. For projects that physically cross multiple legislative districts (e.g., transit projects), the entire project funding and other benefits are attributed to all relevant districts. For projects that report at the census tract level (e.g., vouchers, rebates, and household installations), the entire project funding and other benefits are attributed to a single district, determined by which district includes the majority of the census tract.



ASSEMBLYMEMBER
STEVEN CHOI

ASSEMBLY
DISTRICT 68
SNAPSHOT

Cap-and-Trade Dollars at Work Across California

California Climate Investments is a statewide program that puts billions of Cap-and-Trade dollars to work reducing greenhouse gas emissions, strengthening the economy, and improving public health and the environment, particularly in disadvantaged communities.



For an interactive map of investments statewide, visit caclimateinvestments.ca.gov.



\$115.9 million

Cap-and-Trade dollars implemented within the District through November 30, 2020



77%

of total funds invested within the District benefiting priority populations



11,434

projects, rebates, and vouchers implemented within the District



510,833

MTCO₂e estimated over reduction timeframe

Statewide Co-Benefits



improved
air quality



reduced
water use



enhanced
ecosystems



employment &
economic development



greater transit
accessibility



dollar
savings

Some projects are not located at a single address, and therefore could be attributable to multiple legislative districts. For projects that physically cross multiple legislative districts (e.g., transit projects), the entire project funding and other benefits are attributed to all relevant districts. For projects that report at the census tract level (e.g., vouchers, rebates, and household installations), the entire project funding and other benefits are attributed to a single district, determined by which district includes the majority of the census tract.



Cap and Trade
Dollars at Work

ASSEMBLYMEMBER
TOM DALY

ASSEMBLY
DISTRICT 69
SNAPSHOT

Cap-and-Trade Dollars at Work Across California

California Climate Investments is a statewide program that puts billions of Cap-and-Trade dollars to work reducing greenhouse gas emissions, strengthening the economy, and improving public health and the environment, particularly in disadvantaged communities.



For an interactive map of investments statewide, visit caclimateinvestments.ca.gov.



\$152.1 million

Cap-and-Trade dollars implemented within the District through November 30, 2020



95%

of total funds invested within the District benefiting priority populations



2,429

projects, rebates, and vouchers implemented within the District



526,762

MTCO₂e estimated over reduction timeframe

Statewide Co-Benefits



improved
air quality



reduced
water use



enhanced
ecosystems



employment &
economic development



greater transit
accessibility



dollar
savings

Some projects are not located at a single address, and therefore could be attributable to multiple legislative districts. For projects that physically cross multiple legislative districts (e.g., transit projects), the entire project funding and other benefits are attributed to all relevant districts. For projects that report at the census tract level (e.g., vouchers, rebates, and household installations), the entire project funding and other benefits are attributed to a single district, determined by which district includes the majority of the census tract.



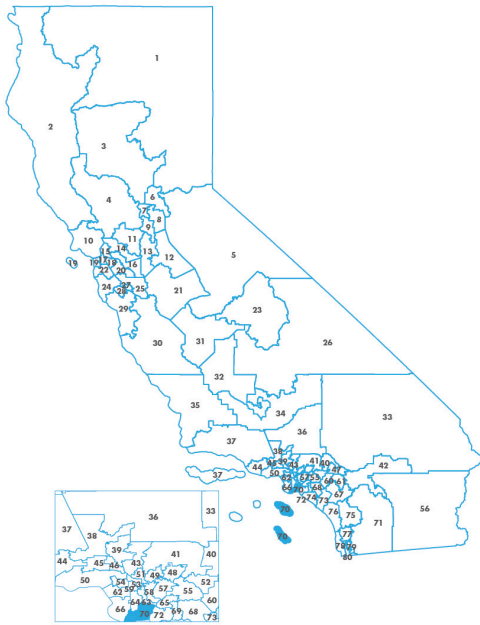
Cap and Trade
Dollars at Work

ASSEMBLYMEMBER
PATRICK O'DONNELL

ASSEMBLY DISTRICT 70 SNAPSHOT

Cap-and-Trade Dollars at Work Across California

California Climate Investments is a statewide program that puts billions of Cap-and-Trade dollars to work reducing greenhouse gas emissions, strengthening the economy, and improving public health and the environment, particularly in disadvantaged communities.



For an interactive map of investments statewide, visit caclimateinvestments.ca.gov.



\$264.3 million

Cap-and-Trade dollars implemented within the District through November 30, 2020



98%

of total funds invested within the District benefiting priority populations



4,457

projects, rebates, and vouchers implemented within the District



388,340

MTCO₂e estimated over reduction timeframe

Statewide Co-Benefits



improved
air quality



reduced
water use



enhanced
ecosystems



employment &
economic development



greater transit
accessibility



dollar
savings

Some projects are not located at a single address, and therefore could be attributable to multiple legislative districts. For projects that physically cross multiple legislative districts (e.g., transit projects), the entire project funding and other benefits are attributed to all relevant districts. For projects that report at the census tract level (e.g., vouchers, rebates, and household installations), the entire project funding and other benefits are attributed to a single district, determined by which district includes the majority of the census tract.

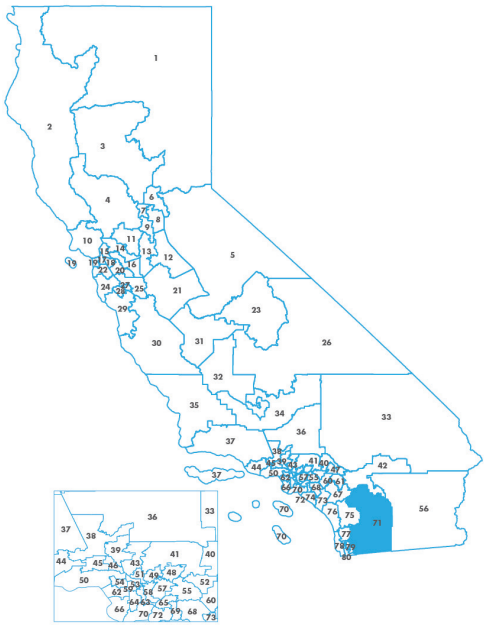


ASSEMBLYMEMBER
RANDY VOEPEL

ASSEMBLY
DISTRICT 71
SNAPSHOT

Cap-and-Trade Dollars at Work Across California

California Climate Investments is a statewide program that puts billions of Cap-and-Trade dollars to work reducing greenhouse gas emissions, strengthening the economy, and improving public health and the environment, particularly in disadvantaged communities.



For an interactive map of investments statewide, visit caclimateinvestments.ca.gov.



\$84.3 million

Cap-and-Trade dollars implemented within the District through November 30, 2020



85%

of total funds invested within the District benefiting priority populations



2,290

projects, rebates, and vouchers implemented within the District



128,478

MTCO₂e estimated over reduction timeframe

Statewide Co-Benefits



improved
air quality



reduced
water use



enhanced
ecosystems



employment &
economic development



greater transit
accessibility



dollar
savings

Some projects are not located at a single address, and therefore could be attributable to multiple legislative districts. For projects that physically cross multiple legislative districts (e.g., transit projects), the entire project funding and other benefits are attributed to all relevant districts. For projects that report at the census tract level (e.g., vouchers, rebates, and household installations), the entire project funding and other benefits are attributed to a single district, determined by which district includes the majority of the census tract.

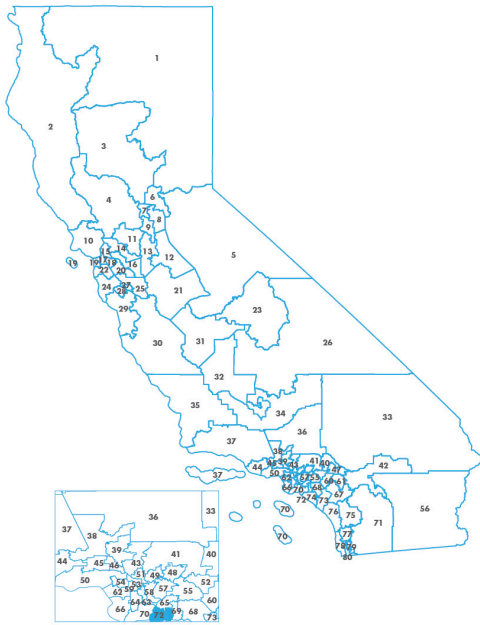


ASSEMBLYMEMBER
JANET NGUYEN

ASSEMBLY
DISTRICT 72
SNAPSHOT

Cap-and-Trade Dollars at Work Across California

California Climate Investments is a statewide program that puts billions of Cap-and-Trade dollars to work reducing greenhouse gas emissions, strengthening the economy, and improving public health and the environment, particularly in disadvantaged communities.



For an interactive map of investments statewide, visit caclimateinvestments.ca.gov.



\$40.3 million

Cap-and-Trade dollars implemented within the District through November 30, 2020



82%

of total funds invested within the District benefiting priority populations



5,390

projects, rebates, and vouchers implemented within the District



146,923

MTCO₂e estimated over reduction timeframe

Statewide Co-Benefits



improved
air quality



reduced
water use



enhanced
ecosystems



employment &
economic development



greater transit
accessibility



dollar
savings

Some projects are not located at a single address, and therefore could be attributable to multiple legislative districts. For projects that physically cross multiple legislative districts (e.g., transit projects), the entire project funding and other benefits are attributed to all relevant districts. For projects that report at the census tract level (e.g., vouchers, rebates, and household installations), the entire project funding and other benefits are attributed to a single district, determined by which district includes the majority of the census tract.

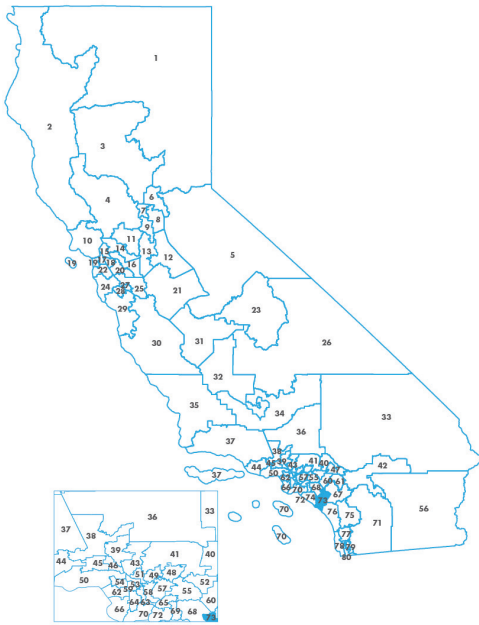


ASSEMBLYMEMBER
LAURIE DAVIES

ASSEMBLY
DISTRICT 73
SNAPSHOT

Cap-and-Trade Dollars at Work Across California

California Climate Investments is a statewide program that puts billions of Cap-and-Trade dollars to work reducing greenhouse gas emissions, strengthening the economy, and improving public health and the environment, particularly in disadvantaged communities.



For an interactive map of investments statewide, visit caclimateinvestments.ca.gov.



\$85.2 million

Cap-and-Trade dollars implemented within the District through November 30, 2020



75%

of total funds invested within the District benefiting priority populations



8,539

projects, rebates, and vouchers implemented within the District



465,660

MTCO₂e estimated over reduction timeframe

Statewide Co-Benefits



improved
air quality



reduced
water use



enhanced
ecosystems



employment &
economic development



greater transit
accessibility



dollar
savings

Some projects are not located at a single address, and therefore could be attributable to multiple legislative districts. For projects that physically cross multiple legislative districts (e.g., transit projects), the entire project funding and other benefits are attributed to all relevant districts. For projects that report at the census tract level (e.g., vouchers, rebates, and household installations), the entire project funding and other benefits are attributed to a single district, determined by which district includes the majority of the census tract.

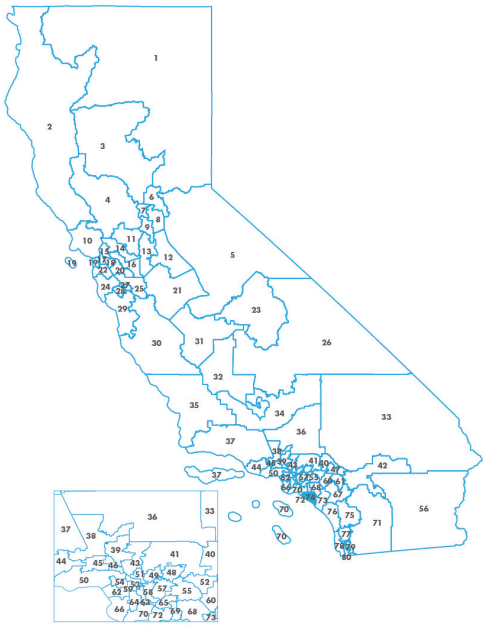


ASSEMBLYMEMBER
COTTIE PETRIE-NORRIS

**ASSEMBLY
DISTRICT 74
SNAPSHOT**

Cap-and-Trade Dollars at Work Across California

California Climate Investments is a statewide program that puts billions of Cap-and-Trade dollars to work reducing greenhouse gas emissions, strengthening the economy, and improving public health and the environment, particularly in disadvantaged communities.



For an interactive map of investments statewide, visit caclimateinvestments.ca.gov.



\$88.6 million

Cap-and-Trade dollars implemented within the District through November 30, 2020



66%

of total funds invested within the District benefiting priority populations



9,737

projects, rebates, and vouchers implemented within the District



470,282

MTCO₂e estimated over reduction timeframe

Statewide Co-Benefits



improved air quality



reduced water use



enhanced ecosystems



employment & economic development



greater transit accessibility



dollar savings

Some projects are not located at a single address, and therefore could be attributable to multiple legislative districts. For projects that physically cross multiple legislative districts (e.g., transit projects), the entire project funding and other benefits are attributed to all relevant districts. For projects that report at the census tract level (e.g., vouchers, rebates, and household installations), the entire project funding and other benefits are attributed to a single district, determined by which district includes the majority of the census tract.



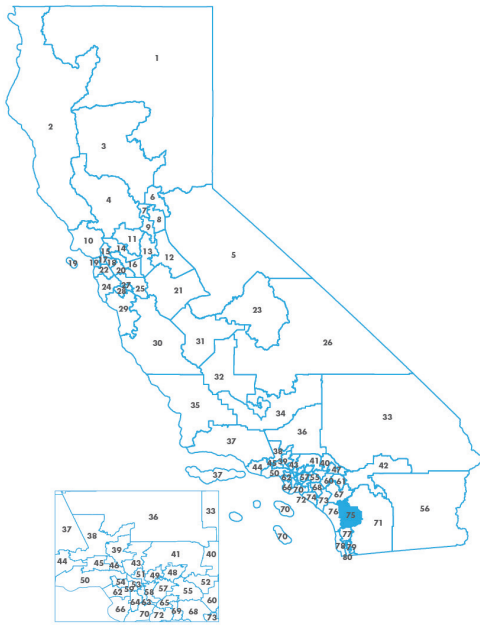
Cap and Trade
Dollars at Work

ASSEMBLYMEMBER
MARIE WALDRON

ASSEMBLY DISTRICT 75 SNAPSHOT

Cap-and-Trade Dollars at Work Across California

California Climate Investments is a statewide program that puts billions of Cap-and-Trade dollars to work reducing greenhouse gas emissions, strengthening the economy, and improving public health and the environment, particularly in disadvantaged communities.



For an interactive map of investments statewide, visit caclimateinvestments.ca.gov.



\$43.9 million

Cap-and-Trade dollars implemented within the District through November 30, 2020



75%

of total funds invested within the District benefiting priority populations



4,066

projects, rebates, and vouchers implemented within the District



258,519

MTCO₂e estimated over reduction timeframe

Statewide Co-Benefits



improved
air quality



reduced
water use



enhanced
ecosystems



employment &
economic development



greater transit
accessibility



dollar
savings

Some projects are not located at a single address, and therefore could be attributable to multiple legislative districts. For projects that physically cross multiple legislative districts (e.g., transit projects), the entire project funding and other benefits are attributed to all relevant districts. For projects that report at the census tract level (e.g., vouchers, rebates, and household installations), the entire project funding and other benefits are attributed to a single district, determined by which district includes the majority of the census tract.



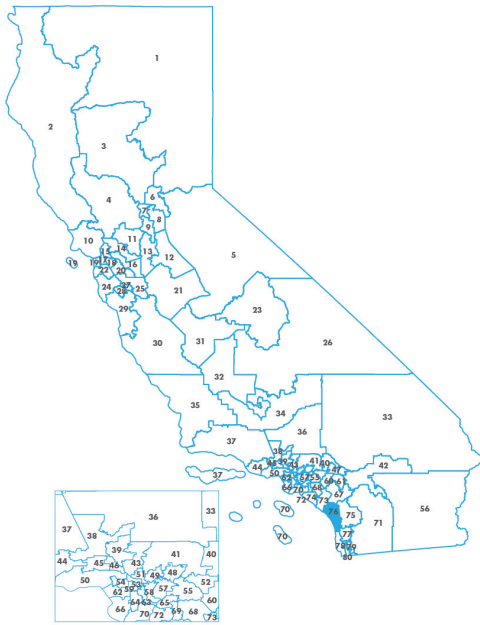
Cap and Trade
Dollars at Work

ASSEMBLYMEMBER
TASHA BOERNER
HORVATH

ASSEMBLY
DISTRICT 76
SNAPSHOT

Cap-and-Trade Dollars at Work Across California

California Climate Investments is a statewide program that puts billions of Cap-and-Trade dollars to work reducing greenhouse gas emissions, strengthening the economy, and improving public health and the environment, particularly in disadvantaged communities.



For an interactive map of investments statewide, visit caclimateinvestments.ca.gov.



\$71.6 million

Cap-and-Trade dollars implemented within the District through November 30, 2020



84%

of total funds invested within the District benefiting priority populations



4,554

projects, rebates, and vouchers implemented within the District



379,100

MTCO₂e estimated over reduction timeframe

Statewide Co-Benefits



improved
air quality



reduced
water use



enhanced
ecosystems



employment &
economic development



greater transit
accessibility



dollar
savings

Some projects are not located at a single address, and therefore could be attributable to multiple legislative districts. For projects that physically cross multiple legislative districts (e.g., transit projects), the entire project funding and other benefits are attributed to all relevant districts. For projects that report at the census tract level (e.g., vouchers, rebates, and household installations), the entire project funding and other benefits are attributed to a single district, determined by which district includes the majority of the census tract.



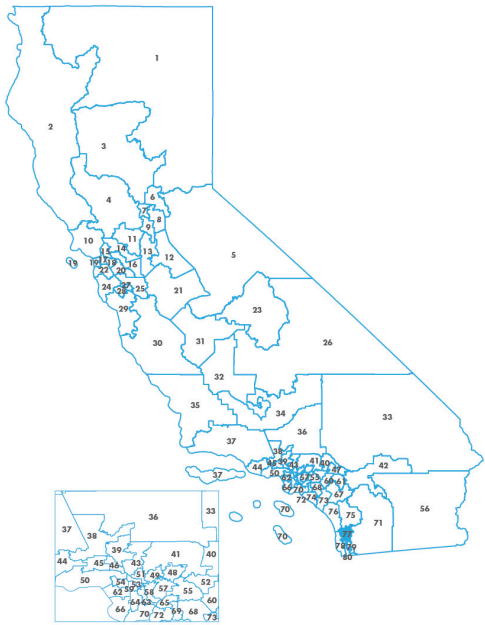
Cap and Trade
Dollars at Work

ASSEMBLYMEMBER
BRIAN MAIENSCHIN

ASSEMBLY DISTRICT 77 SNAPSHOT

Cap-and-Trade Dollars at Work Across California

California Climate Investments is a statewide program that puts billions of Cap-and-Trade dollars to work reducing greenhouse gas emissions, strengthening the economy, and improving public health and the environment, particularly in disadvantaged communities.



For an interactive map of investments statewide, visit caclimateinvestments.ca.gov.



\$38.8 million

Cap-and-Trade dollars implemented within the District through November 30, 2020



41%

of total funds invested within the District benefiting priority populations



8,216

projects, rebates, and vouchers implemented within the District



205,469

MTCO₂e estimated over reduction timeframe

Statewide Co-Benefits



improved
air quality



reduced
water use



enhanced
ecosystems



employment &
economic development



greater transit
accessibility



dollar
savings

Some projects are not located at a single address, and therefore could be attributable to multiple legislative districts. For projects that physically cross multiple legislative districts (e.g., transit projects), the entire project funding and other benefits are attributed to all relevant districts. For projects that report at the census tract level (e.g., vouchers, rebates, and household installations), the entire project funding and other benefits are attributed to a single district, determined by which district includes the majority of the census tract.

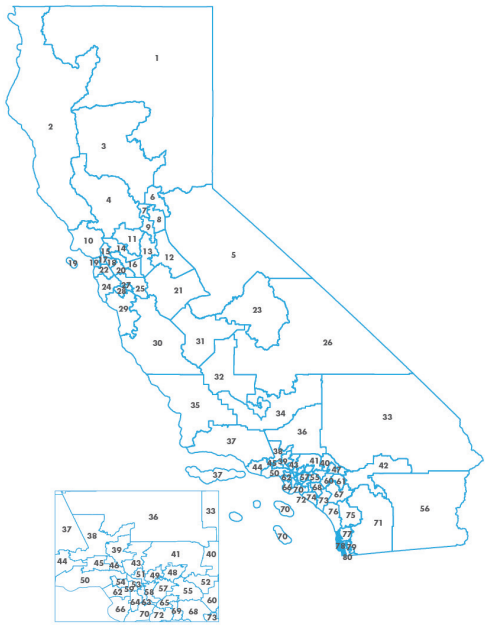


ASSEMBLYMEMBER
CHRISTOPHER WARD

**ASSEMBLY
DISTRICT 78
SNAPSHOT**

Cap-and-Trade Dollars at Work Across California

California Climate Investments is a statewide program that puts billions of Cap-and-Trade dollars to work reducing greenhouse gas emissions, strengthening the economy, and improving public health and the environment, particularly in disadvantaged communities.



For an interactive map of investments statewide, visit caclimateinvestments.ca.gov.



\$123.3 million

Cap-and-Trade dollars implemented within the District through November 30, 2020



73%

of total funds invested within the District benefiting priority populations



5,053

projects, rebates, and vouchers implemented within the District



484,586

MTCO₂e estimated over reduction timeframe

Statewide Co-Benefits



improved air quality



reduced water use



enhanced ecosystems



employment & economic development



greater transit accessibility



dollar savings

Some projects are not located at a single address, and therefore could be attributable to multiple legislative districts. For projects that physically cross multiple legislative districts (e.g., transit projects), the entire project funding and other benefits are attributed to all relevant districts. For projects that report at the census tract level (e.g., vouchers, rebates, and household installations), the entire project funding and other benefits are attributed to a single district, determined by which district includes the majority of the census tract.

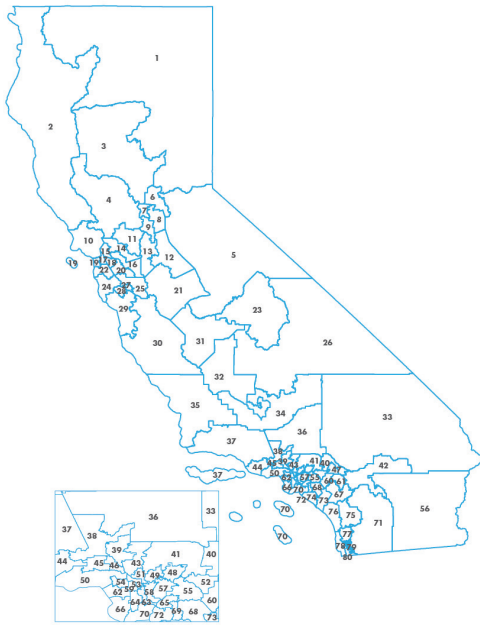


ASSEMBLYMEMBER
AKILAH WEBER

ASSEMBLY
DISTRICT 79
SNAPSHOT

Cap-and-Trade Dollars at Work Across California

California Climate Investments is a statewide program that puts billions of Cap-and-Trade dollars to work reducing greenhouse gas emissions, strengthening the economy, and improving public health and the environment, particularly in disadvantaged communities.



For an interactive map of investments statewide, visit caclimateinvestments.ca.gov.



\$80.4 million

Cap-and-Trade dollars implemented within the District through November 30, 2020



91%

of total funds invested within the District benefiting priority populations



2,833

projects, rebates, and vouchers implemented within the District



244,666

MTCO₂e estimated over reduction timeframe

Statewide Co-Benefits



improved
air quality



reduced
water use



enhanced
ecosystems



employment &
economic development



greater transit
accessibility



dollar
savings

Some projects are not located at a single address, and therefore could be attributable to multiple legislative districts. For projects that physically cross multiple legislative districts (e.g., transit projects), the entire project funding and other benefits are attributed to all relevant districts. For projects that report at the census tract level (e.g., vouchers, rebates, and household installations), the entire project funding and other benefits are attributed to a single district, determined by which district includes the majority of the census tract.

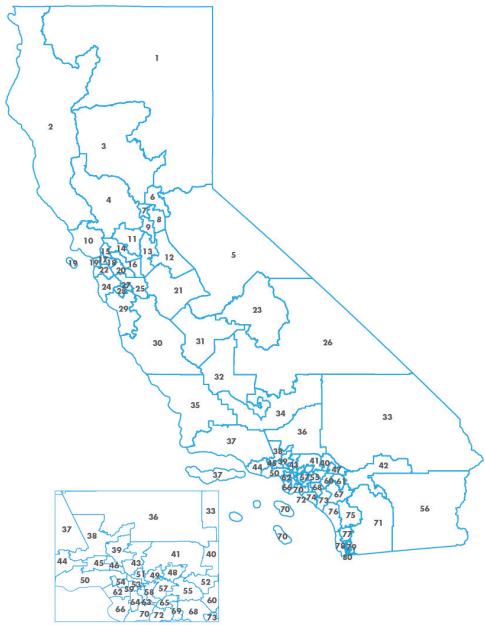


ASSEMBLYMEMBER
LORENA GONZALEZ

**ASSEMBLY
DISTRICT 80
SNAPSHOT**

Cap-and-Trade Dollars at Work Across California

California Climate Investments is a statewide program that puts billions of Cap-and-Trade dollars to work reducing greenhouse gas emissions, strengthening the economy, and improving public health and the environment, particularly in disadvantaged communities.



For an interactive map of investments statewide, visit caclimateinvestments.ca.gov.



\$124.2 million

Cap-and-Trade dollars implemented within the District through November 30, 2020



97%

of total funds invested within the District benefiting priority populations



2,414

projects, rebates, and vouchers implemented within the District



226,766

MTCO₂e estimated over reduction timeframe

Statewide Co-Benefits



improved
air quality



reduced
water use



enhanced
ecosystems



employment &
economic development



greater transit
accessibility



dollar
savings

Some projects are not located at a single address, and therefore could be attributable to multiple legislative districts. For projects that physically cross multiple legislative districts (e.g., transit projects), the entire project funding and other benefits are attributed to all relevant districts. For projects that report at the census tract level (e.g., vouchers, rebates, and household installations), the entire project funding and other benefits are attributed to a single district, determined by which district includes the majority of the census tract.