

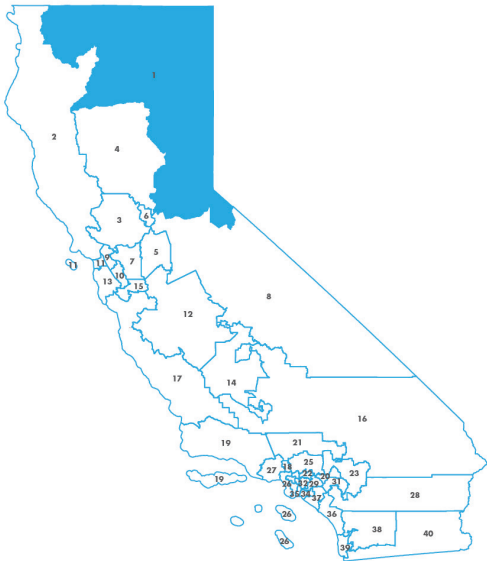


SENATOR
BRIAN DAHLE

SENATE
DISTRICT 1
SNAPSHOT

Cap-and-Trade Dollars at Work Across California

California Climate Investments is a statewide program that puts billions of Cap-and-Trade dollars to work reducing greenhouse gas emissions, strengthening the economy, and improving public health and the environment, particularly in disadvantaged communities.



For an interactive map of investments statewide, visit caclimateinvestments.ca.gov.



\$370.7 million

Cap-and-Trade dollars implemented within the District through November 30, 2020



41%

of total funds invested within the District benefiting priority populations



6,423

projects, rebates, and vouchers implemented within the District



11,236,851

MTCO₂e estimated over reduction timeframe

Statewide Co-Benefits



improved
air quality



reduced
water use



enhanced
ecosystems



employment &
economic development



greater transit
accessibility



dollar
savings

Some projects are not located at a single address, and therefore could be attributable to multiple legislative districts. For projects that physically cross multiple legislative districts (e.g., transit projects), the entire project funding and other benefits are attributed to all relevant districts. For projects that report at the census tract level (e.g., vouchers, rebates, and household installations), the entire project funding and other benefits are attributed to a single district, determined by which district includes the majority of the census tract.



SENATOR
MIKE MCGUIRE

SENATE
DISTRICT 2
SNAPSHOT

Cap-and-Trade Dollars at Work Across California

California Climate Investments is a statewide program that puts billions of Cap-and-Trade dollars to work reducing greenhouse gas emissions, strengthening the economy, and improving public health and the environment, particularly in disadvantaged communities.



For an interactive map of investments statewide, visit caclimateinvestments.ca.gov.



\$212.1 million

Cap-and-Trade dollars implemented within the District through November 30, 2020



54%

of total funds invested within the District benefiting priority populations



11,012

projects, rebates, and vouchers implemented within the District



2,828,092

MTCO₂e estimated over reduction timeframe

Statewide Co-Benefits



improved
air quality



reduced
water use



enhanced
ecosystems



employment &
economic development



greater transit
accessibility



dollar
savings

Some projects are not located at a single address, and therefore could be attributable to multiple legislative districts. For projects that physically cross multiple legislative districts (e.g., transit projects), the entire project funding and other benefits are attributed to all relevant districts. For projects that report at the census tract level (e.g., vouchers, rebates, and household installations), the entire project funding and other benefits are attributed to a single district, determined by which district includes the majority of the census tract.

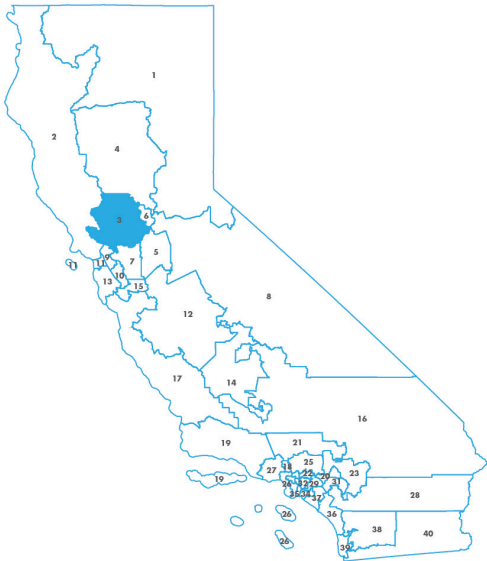


SENATOR
BILL DODD

SENATE
DISTRICT 3
SNAPSHOT

Cap-and-Trade Dollars at Work Across California

California Climate Investments is a statewide program that puts billions of Cap-and-Trade dollars to work reducing greenhouse gas emissions, strengthening the economy, and improving public health and the environment, particularly in disadvantaged communities.



\$194.5 million

Cap-and-Trade dollars implemented within the District through November 30, 2020



47%

of total funds invested within the District benefiting priority populations



7,048

projects, rebates, and vouchers implemented within the District



2,579,129

MTCO₂e estimated over reduction timeframe

For an interactive map of investments statewide, visit caclimateinvestments.ca.gov.

Statewide Co-Benefits



improved
air quality



reduced
water use



enhanced
ecosystems



employment &
economic development



greater transit
accessibility



dollar
savings

Some projects are not located at a single address, and therefore could be attributable to multiple legislative districts. For projects that physically cross multiple legislative districts (e.g., transit projects), the entire project funding and other benefits are attributed to all relevant districts. For projects that report at the census tract level (e.g., vouchers, rebates, and household installations), the entire project funding and other benefits are attributed to a single district, determined by which district includes the majority of the census tract.



SENATOR
JIM NIELSEN

SENATE
DISTRICT 4
SNAPSHOT

Cap-and-Trade Dollars at Work Across California

California Climate Investments is a statewide program that puts billions of Cap-and-Trade dollars to work reducing greenhouse gas emissions, strengthening the economy, and improving public health and the environment, particularly in disadvantaged communities.



\$160.1 million

Cap-and-Trade dollars implemented within the District through November 30, 2020



50%

of total funds invested within the District benefiting priority populations



4,388

projects, rebates, and vouchers implemented within the District



967,200

MTCO₂e estimated over reduction timeframe

For an interactive map of investments statewide, visit caclimateinvestments.ca.gov.

Statewide Co-Benefits



improved
air quality



reduced
water use



enhanced
ecosystems



employment &
economic development



greater transit
accessibility



dollar
savings

Some projects are not located at a single address, and therefore could be attributable to multiple legislative districts. For projects that physically cross multiple legislative districts (e.g., transit projects), the entire project funding and other benefits are attributed to all relevant districts. For projects that report at the census tract level (e.g., vouchers, rebates, and household installations), the entire project funding and other benefits are attributed to a single district, determined by which district includes the majority of the census tract.

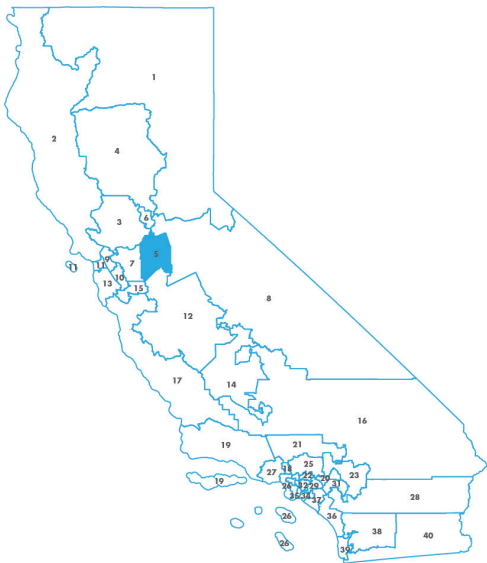


SENATOR
SUSAN TALAMANTES
EGGMAN

SENATE
DISTRICT 5
SNAPSHOT

Cap-and-Trade Dollars at Work Across California

California Climate Investments is a statewide program that puts billions of Cap-and-Trade dollars to work reducing greenhouse gas emissions, strengthening the economy, and improving public health and the environment, particularly in disadvantaged communities.



For an interactive map of investments statewide, visit caclimateinvestments.ca.gov.



\$226.2 million

Cap-and-Trade dollars implemented within the District through November 30, 2020



85%

of total funds invested within the District benefiting priority populations



6,800

projects, rebates, and vouchers implemented within the District



1,204,685

MTCO₂e estimated over reduction timeframe

Statewide Co-Benefits



improved
air quality



reduced
water use



enhanced
ecosystems



employment &
economic development



greater transit
accessibility



dollar
savings

Some projects are not located at a single address, and therefore could be attributable to multiple legislative districts. For projects that physically cross multiple legislative districts (e.g., transit projects), the entire project funding and other benefits are attributed to all relevant districts. For projects that report at the census tract level (e.g., vouchers, rebates, and household installations), the entire project funding and other benefits are attributed to a single district, determined by which district includes the majority of the census tract.



SENATOR
RICHARD PAN

SENATE
DISTRICT 6
SNAPSHOT

Cap-and-Trade Dollars at Work Across California

California Climate Investments is a statewide program that puts billions of Cap-and-Trade dollars to work reducing greenhouse gas emissions, strengthening the economy, and improving public health and the environment, particularly in disadvantaged communities.



For an interactive map of investments statewide, visit caclimateinvestments.ca.gov.



\$304.1 million

Cap-and-Trade dollars implemented within the District through November 30, 2020



82%

of total funds invested within the District benefiting priority populations



14,962

projects, rebates, and vouchers implemented within the District



646,332

MTCO₂e estimated over reduction timeframe

Statewide Co-Benefits



improved
air quality



reduced
water use



enhanced
ecosystems



employment &
economic development



greater transit
accessibility



dollar
savings

Some projects are not located at a single address, and therefore could be attributable to multiple legislative districts. For projects that physically cross multiple legislative districts (e.g., transit projects), the entire project funding and other benefits are attributed to all relevant districts. For projects that report at the census tract level (e.g., vouchers, rebates, and household installations), the entire project funding and other benefits are attributed to a single district, determined by which district includes the majority of the census tract.

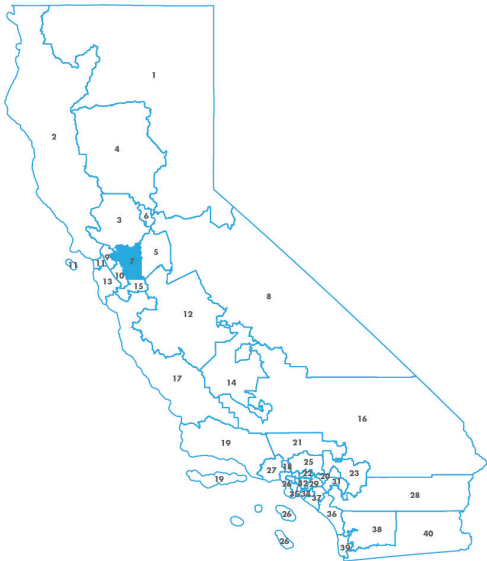


SENATOR
STEVEN GLAZER

SENATE
DISTRICT 7
SNAPSHOT

Cap-and-Trade Dollars at Work Across California

California Climate Investments is a statewide program that puts billions of Cap-and-Trade dollars to work reducing greenhouse gas emissions, strengthening the economy, and improving public health and the environment, particularly in disadvantaged communities.



For an interactive map of investments statewide, visit caclimateinvestments.ca.gov.



\$124.2 million

Cap-and-Trade dollars implemented within the District through November 30, 2020



48%

of total funds invested within the District benefiting priority populations



14,920

projects, rebates, and vouchers implemented within the District



638,479

MTCO₂e estimated over reduction timeframe

Statewide Co-Benefits



improved
air quality



reduced
water use



enhanced
ecosystems



employment &
economic development



greater transit
accessibility



dollar
savings

Some projects are not located at a single address, and therefore could be attributable to multiple legislative districts. For projects that physically cross multiple legislative districts (e.g., transit projects), the entire project funding and other benefits are attributed to all relevant districts. For projects that report at the census tract level (e.g., vouchers, rebates, and household installations), the entire project funding and other benefits are attributed to a single district, determined by which district includes the majority of the census tract.



SENATOR
ANDREA BORGEAS

SENATE
DISTRICT 8
SNAPSHOT

Cap-and-Trade Dollars at Work Across California

California Climate Investments is a statewide program that puts billions of Cap-and-Trade dollars to work reducing greenhouse gas emissions, strengthening the economy, and improving public health and the environment, particularly in disadvantaged communities.



\$356.1 million

Cap-and-Trade dollars implemented within the District through November 30, 2020



56%

of total funds invested within the District benefiting priority populations



10,634

projects, rebates, and vouchers implemented within the District



68,624,748

MTCO_{2e} estimated over reduction timeframe

For an interactive map of investments statewide, visit caclimateinvestments.ca.gov.



\$2.28 billion for High-Speed Rail

Statewide Co-Benefits



improved
air quality



reduced
water use



enhanced
ecosystems



employment &
economic development



greater transit
accessibility



dollar
savings

Some projects are not located at a single address, and therefore could be attributable to multiple legislative districts. For projects that physically cross multiple legislative districts (e.g., transit projects), the entire project funding and other benefits are attributed to all relevant districts. For projects that report at the census tract level (e.g., vouchers, rebates, and household installations), the entire project funding and other benefits are attributed to a single district, determined by which district includes the majority of the census tract.

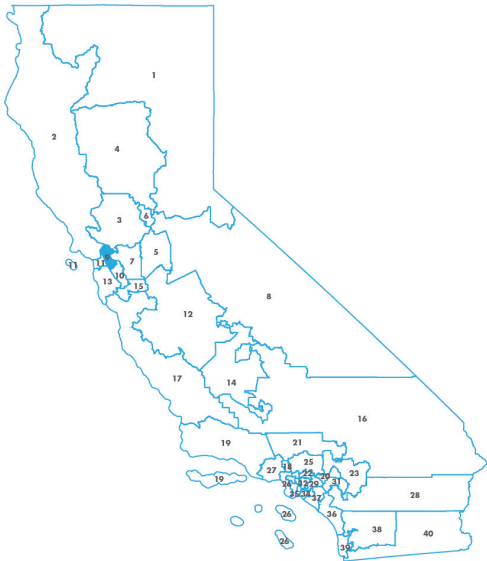


SENATOR
NANCY SKINNER

SENATE
DISTRICT 9
SNAPSHOT

Cap-and-Trade Dollars at Work Across California

California Climate Investments is a statewide program that puts billions of Cap-and-Trade dollars to work reducing greenhouse gas emissions, strengthening the economy, and improving public health and the environment, particularly in disadvantaged communities.



\$451.6 million

Cap-and-Trade dollars implemented within the District through November 30, 2020



89%

of total funds invested within the District benefiting priority populations



14,380

projects, rebates, and vouchers implemented within the District



2,408,144

MTCO₂e estimated over reduction timeframe

For an interactive map of investments statewide, visit caclimateinvestments.ca.gov.

Statewide Co-Benefits



improved
air quality



reduced
water use



enhanced
ecosystems



employment &
economic development



greater transit
accessibility



dollar
savings

Some projects are not located at a single address, and therefore could be attributable to multiple legislative districts. For projects that physically cross multiple legislative districts (e.g., transit projects), the entire project funding and other benefits are attributed to all relevant districts. For projects that report at the census tract level (e.g., vouchers, rebates, and household installations), the entire project funding and other benefits are attributed to a single district, determined by which district includes the majority of the census tract.

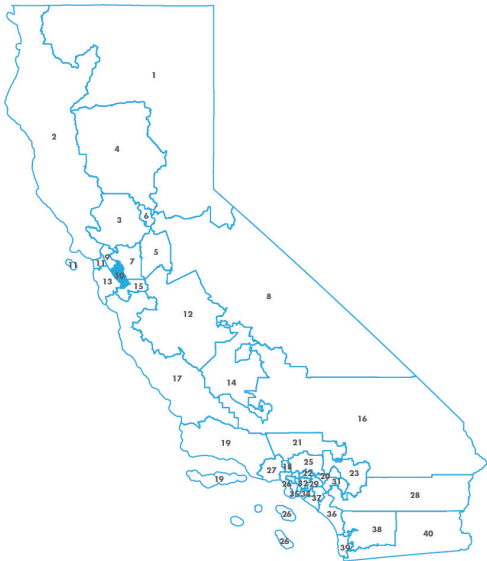


SENATOR
BOB WIECKOWSKI

SENATE
DISTRICT 10
SNAPSHOT

Cap-and-Trade Dollars at Work Across California

California Climate Investments is a statewide program that puts billions of Cap-and-Trade dollars to work reducing greenhouse gas emissions, strengthening the economy, and improving public health and the environment, particularly in disadvantaged communities.



For an interactive map of investments statewide, visit caclimateinvestments.ca.gov.



\$142.3 million

Cap-and-Trade dollars implemented within the District through November 30, 2020



62%

of total funds invested within the District benefiting priority populations



25,028

projects, rebates, and vouchers implemented within the District



3,783,924

MTCO_{2e} estimated over reduction timeframe



High-Speed Rail

High-Speed Rail is also using Cap-and-Trade dollars to electrify Caltrain from San Francisco to San Jose (SD 10, SD 11, SD13, and SD 15).

Statewide Co-Benefits



improved
air quality



reduced
water use



enhanced
ecosystems



employment &
economic development



greater transit
accessibility



dollar
savings

Some projects are not located at a single address, and therefore could be attributable to multiple legislative districts. For projects that physically cross multiple legislative districts (e.g., transit projects), the entire project funding and other benefits are attributed to all relevant districts. For projects that report at the census tract level (e.g., vouchers, rebates, and household installations), the entire project funding and other benefits are attributed to a single district, determined by which district includes the majority of the census tract.



SENATOR
SCOTT WIENER

SENATE
DISTRICT 11
SNAPSHOT

Cap-and-Trade Dollars at Work Across California

California Climate Investments is a statewide program that puts billions of Cap-and-Trade dollars to work reducing greenhouse gas emissions, strengthening the economy, and improving public health and the environment, particularly in disadvantaged communities.



\$365.8 million

Cap-and-Trade dollars implemented within the District through November 30, 2020



88%

of total funds invested within the District benefiting priority populations



10,474

projects, rebates, and vouchers implemented within the District



4,483,084

MTCO_{2e} estimated over reduction timeframe

For an interactive map of investments statewide, visit caclimateinvestments.ca.gov.



High-Speed Rail

High-Speed Rail is also using Cap-and-Trade dollars to electrify Caltrain from San Francisco to San Jose (SD 10, SD 11, SD13, and SD 15).

Statewide Co-Benefits



improved
air quality



reduced
water use



enhanced
ecosystems



employment &
economic development



greater transit
accessibility



dollar
savings

Some projects are not located at a single address, and therefore could be attributable to multiple legislative districts. For projects that physically cross multiple legislative districts (e.g., transit projects), the entire project funding and other benefits are attributed to all relevant districts. For projects that report at the census tract level (e.g., vouchers, rebates, and household installations), the entire project funding and other benefits are attributed to a single district, determined by which district includes the majority of the census tract.

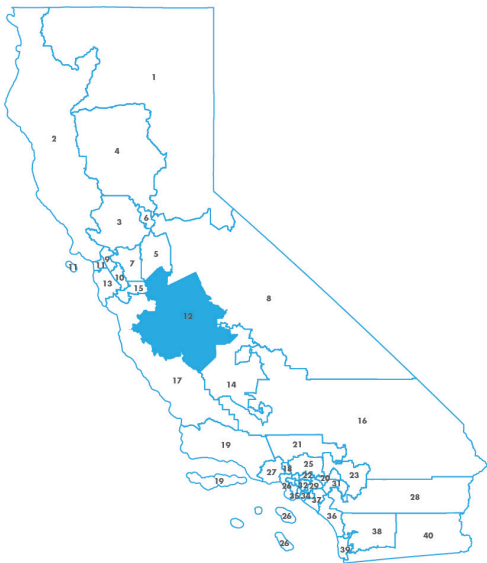


SENATOR
ANNA CABALLERO

SENATE
DISTRICT 12
SNAPSHOT

Cap-and-Trade Dollars at Work Across California

California Climate Investments is a statewide program that puts billions of Cap-and-Trade dollars to work reducing greenhouse gas emissions, strengthening the economy, and improving public health and the environment, particularly in disadvantaged communities.



\$376.6 million

Cap-and-Trade dollars implemented within the District through November 30, 2020



79%

of total funds invested within the District benefiting priority populations



34,193

projects, rebates, and vouchers implemented within the District



71,281,187

MTCO_{2e} estimated over reduction timeframe

For an interactive map of investments statewide, visit caclimateinvestments.ca.gov.



\$2.28 billion for High-Speed Rail

Statewide Co-Benefits



improved
air quality



reduced
water use



enhanced
ecosystems



employment &
economic development



greater transit
accessibility



dollar
savings

Some projects are not located at a single address, and therefore could be attributable to multiple legislative districts. For projects that physically cross multiple legislative districts (e.g., transit projects), the entire project funding and other benefits are attributed to all relevant districts. For projects that report at the census tract level (e.g., vouchers, rebates, and household installations), the entire project funding and other benefits are attributed to a single district, determined by which district includes the majority of the census tract.

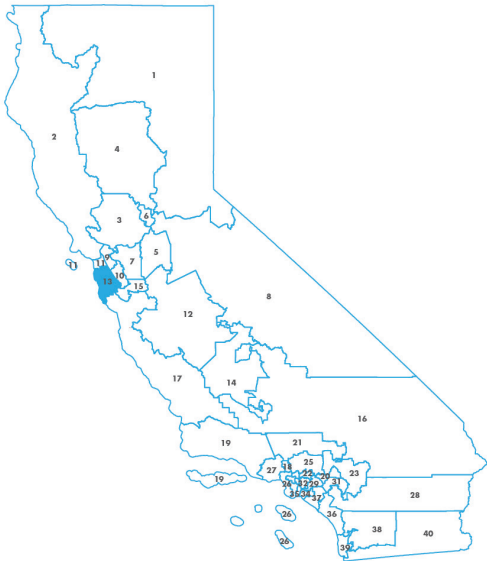


SENATOR
JOSH BECKER

SENATE
DISTRICT 13
SNAPSHOT

Cap-and-Trade Dollars at Work Across California

California Climate Investments is a statewide program that puts billions of Cap-and-Trade dollars to work reducing greenhouse gas emissions, strengthening the economy, and improving public health and the environment, particularly in disadvantaged communities.



For an interactive map of investments statewide, visit caclimateinvestments.ca.gov.



\$178.5 million

Cap-and-Trade dollars implemented within the District through November 30, 2020



66%

of total funds invested within the District benefiting priority populations



20,368

projects, rebates, and vouchers implemented within the District



2,725,477

MTCO_{2e} estimated over reduction timeframe



High-Speed Rail

High-Speed Rail is also using Cap-and-Trade dollars to electrify Caltrain from San Francisco to San Jose (SD 10, SD 11, SD13, and SD 15) and for grade separation in San Mateo.

Statewide Co-Benefits



improved
air quality



reduced
water use



enhanced
ecosystems



employment &
economic development



greater transit
accessibility



dollar
savings

Some projects are not located at a single address, and therefore could be attributable to multiple legislative districts. For projects that physically cross multiple legislative districts (e.g., transit projects), the entire project funding and other benefits are attributed to all relevant districts. For projects that report at the census tract level (e.g., vouchers, rebates, and household installations), the entire project funding and other benefits are attributed to a single district, determined by which district includes the majority of the census tract.

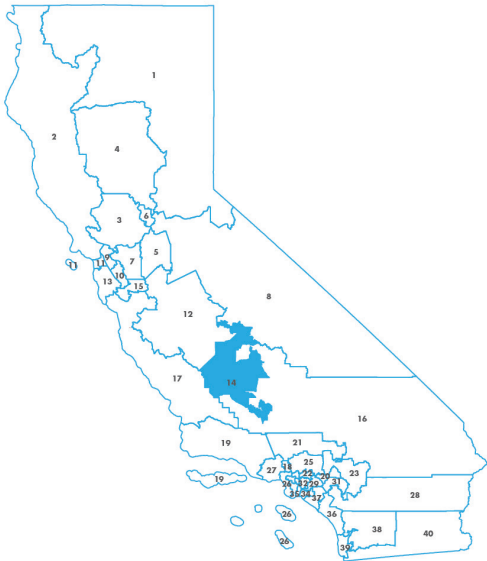


SENATOR
MELISSA HURTADO

SENATE
DISTRICT 14
SNAPSHOT

Cap-and-Trade Dollars at Work Across California

California Climate Investments is a statewide program that puts billions of Cap-and-Trade dollars to work reducing greenhouse gas emissions, strengthening the economy, and improving public health and the environment, particularly in disadvantaged communities.



\$513.9 million

Cap-and-Trade dollars implemented within the District through November 30, 2020



86%

of total funds invested within the District benefiting priority populations



12,596

projects, rebates, and vouchers implemented within the District



77,364,162

MTCO_{2e} estimated over reduction timeframe

For an interactive map of investments statewide, visit caclimateinvestments.ca.gov.



\$2.28 billion for High-Speed Rail

Statewide Co-Benefits



improved
air quality



reduced
water use



enhanced
ecosystems



employment &
economic development



greater transit
accessibility



dollar
savings

Some projects are not located at a single address, and therefore could be attributable to multiple legislative districts. For projects that physically cross multiple legislative districts (e.g., transit projects), the entire project funding and other benefits are attributed to all relevant districts. For projects that report at the census tract level (e.g., vouchers, rebates, and household installations), the entire project funding and other benefits are attributed to a single district, determined by which district includes the majority of the census tract.



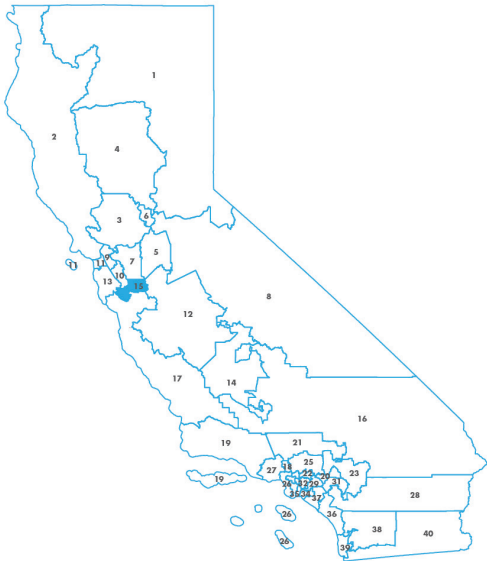
Cap and Trade
Dollars at Work

SENATOR
DAVE CORTESE

SENATE
DISTRICT 15
SNAPSHOT

Cap-and-Trade Dollars at Work Across California

California Climate Investments is a statewide program that puts billions of Cap-and-Trade dollars to work reducing greenhouse gas emissions, strengthening the economy, and improving public health and the environment, particularly in disadvantaged communities.



For an interactive map of investments statewide, visit caclimateinvestments.ca.gov.



\$172.0 million

Cap-and-Trade dollars implemented within the District through November 30, 2020



60%

of total funds invested within the District benefiting priority populations



28,014

projects, rebates, and vouchers implemented within the District



3,507,567

MTCO_{2e} estimated over reduction timeframe



High-Speed Rail

High-Speed Rail is also using Cap-and-Trade dollars to electrify Caltrain from San Francisco to San Jose (SD 10, SD 11, SD13, and SD 15).

Statewide Co-Benefits



improved
air quality



reduced
water use



enhanced
ecosystems



employment &
economic development



greater transit
accessibility



dollar
savings

Some projects are not located at a single address, and therefore could be attributable to multiple legislative districts. For projects that physically cross multiple legislative districts (e.g., transit projects), the entire project funding and other benefits are attributed to all relevant districts. For projects that report at the census tract level (e.g., vouchers, rebates, and household installations), the entire project funding and other benefits are attributed to a single district, determined by which district includes the majority of the census tract.

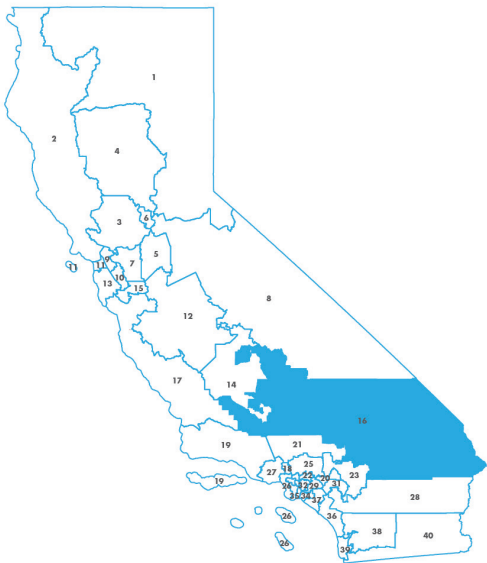


SENATOR
SHANNON GROVE

SENATE
DISTRICT 16
SNAPSHOT

Cap-and-Trade Dollars at Work Across California

California Climate Investments is a statewide program that puts billions of Cap-and-Trade dollars to work reducing greenhouse gas emissions, strengthening the economy, and improving public health and the environment, particularly in disadvantaged communities.



For an interactive map of investments statewide, visit caclimateinvestments.ca.gov.



\$176.0 million

Cap-and-Trade dollars implemented within the District through November 30, 2020



81%

of total funds invested within the District benefiting priority populations



7,912

projects, rebates, and vouchers implemented within the District



3,588,594

MTCO₂e estimated over reduction timeframe

Statewide Co-Benefits



improved
air quality



reduced
water use



enhanced
ecosystems



employment &
economic development



greater transit
accessibility



dollar
savings

Some projects are not located at a single address, and therefore could be attributable to multiple legislative districts. For projects that physically cross multiple legislative districts (e.g., transit projects), the entire project funding and other benefits are attributed to all relevant districts. For projects that report at the census tract level (e.g., vouchers, rebates, and household installations), the entire project funding and other benefits are attributed to a single district, determined by which district includes the majority of the census tract.

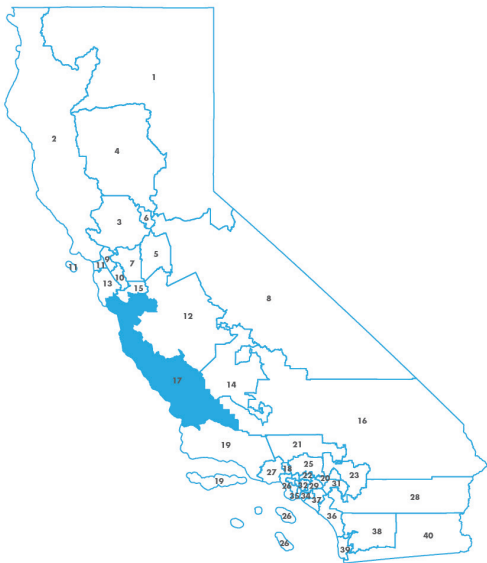


SENATOR
JOHN LAIRD

SENATE
DISTRICT 17
SNAPSHOT

Cap-and-Trade Dollars at Work Across California

California Climate Investments is a statewide program that puts billions of Cap-and-Trade dollars to work reducing greenhouse gas emissions, strengthening the economy, and improving public health and the environment, particularly in disadvantaged communities.



For an interactive map of investments statewide, visit caclimateinvestments.ca.gov.



\$160.7 million

Cap-and-Trade dollars implemented within the District through November 30, 2020



53%

of total funds invested within the District benefiting priority populations



13,577

projects, rebates, and vouchers implemented within the District



2,877,231

MTCO₂e estimated over reduction timeframe

Statewide Co-Benefits



improved
air quality



reduced
water use



enhanced
ecosystems



employment &
economic development



greater transit
accessibility



dollar
savings

Some projects are not located at a single address, and therefore could be attributable to multiple legislative districts. For projects that physically cross multiple legislative districts (e.g., transit projects), the entire project funding and other benefits are attributed to all relevant districts. For projects that report at the census tract level (e.g., vouchers, rebates, and household installations), the entire project funding and other benefits are attributed to a single district, determined by which district includes the majority of the census tract.



SENATOR
ROBERT HERTZBERG

SENATE
DISTRICT 18
SNAPSHOT

Cap-and-Trade Dollars at Work Across California

California Climate Investments is a statewide program that puts billions of Cap-and-Trade dollars to work reducing greenhouse gas emissions, strengthening the economy, and improving public health and the environment, particularly in disadvantaged communities.



For an interactive map of investments statewide, visit caclimateinvestments.ca.gov.



\$172.6 million

Cap-and-Trade dollars implemented within the District through November 30, 2020



95%

of total funds invested within the District benefiting priority populations



7,965

projects, rebates, and vouchers implemented within the District



1,007,150

MTCO₂e estimated over reduction timeframe

Statewide Co-Benefits



improved
air quality



reduced
water use



enhanced
ecosystems



employment &
economic development



greater transit
accessibility



dollar
savings

Some projects are not located at a single address, and therefore could be attributable to multiple legislative districts. For projects that physically cross multiple legislative districts (e.g., transit projects), the entire project funding and other benefits are attributed to all relevant districts. For projects that report at the census tract level (e.g., vouchers, rebates, and household installations), the entire project funding and other benefits are attributed to a single district, determined by which district includes the majority of the census tract.



SENATOR
MONIQUE LIMÓN

SENATE
DISTRICT 19
SNAPSHOT

Cap-and-Trade Dollars at Work Across California

California Climate Investments is a statewide program that puts billions of Cap-and-Trade dollars to work reducing greenhouse gas emissions, strengthening the economy, and improving public health and the environment, particularly in disadvantaged communities.



For an interactive map of investments statewide, visit caclimateinvestments.ca.gov.



\$131.7 million

Cap-and-Trade dollars implemented within the District through November 30, 2020



78%

of total funds invested within the District benefiting priority populations



5,191

projects, rebates, and vouchers implemented within the District



460,626

MTCO₂e estimated over reduction timeframe

Statewide Co-Benefits



improved
air quality



reduced
water use



enhanced
ecosystems



employment &
economic development



greater transit
accessibility



dollar
savings

Some projects are not located at a single address, and therefore could be attributable to multiple legislative districts. For projects that physically cross multiple legislative districts (e.g., transit projects), the entire project funding and other benefits are attributed to all relevant districts. For projects that report at the census tract level (e.g., vouchers, rebates, and household installations), the entire project funding and other benefits are attributed to a single district, determined by which district includes the majority of the census tract.

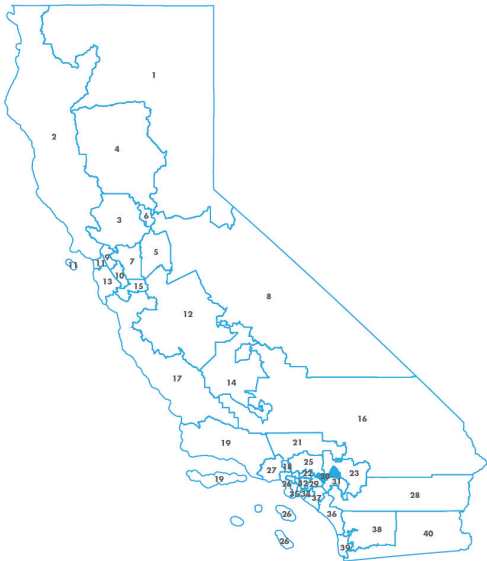


SENATOR
CONNIE LEYVA

SENATE
DISTRICT 20
SNAPSHOT

Cap-and-Trade Dollars at Work Across California

California Climate Investments is a statewide program that puts billions of Cap-and-Trade dollars to work reducing greenhouse gas emissions, strengthening the economy, and improving public health and the environment, particularly in disadvantaged communities.



For an interactive map of investments statewide, visit caclimateinvestments.ca.gov.



\$299.8 million

Cap-and-Trade dollars implemented within the District through November 30, 2020



94%

of total funds invested within the District benefiting priority populations



6,749

projects, rebates, and vouchers implemented within the District



1,181,868

MTCO₂e estimated over reduction timeframe

Statewide Co-Benefits



improved
air quality



reduced
water use



enhanced
ecosystems



employment &
economic development



greater transit
accessibility



dollar
savings

Some projects are not located at a single address, and therefore could be attributable to multiple legislative districts. For projects that physically cross multiple legislative districts (e.g., transit projects), the entire project funding and other benefits are attributed to all relevant districts. For projects that report at the census tract level (e.g., vouchers, rebates, and household installations), the entire project funding and other benefits are attributed to a single district, determined by which district includes the majority of the census tract.

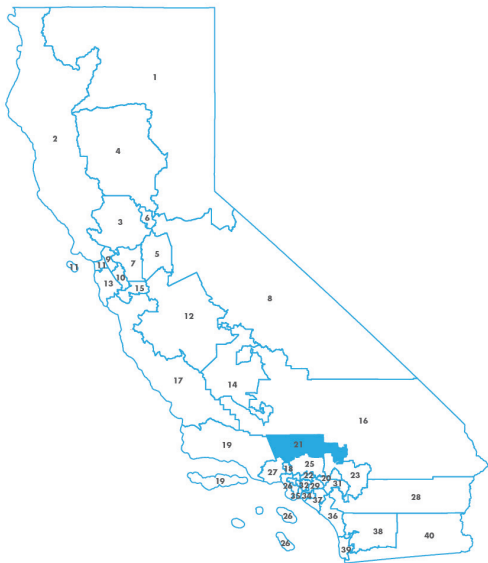


SENATOR
SCOTT WILK

SENATE
DISTRICT 21
SNAPSHOT

Cap-and-Trade Dollars at Work Across California

California Climate Investments is a statewide program that puts billions of Cap-and-Trade dollars to work reducing greenhouse gas emissions, strengthening the economy, and improving public health and the environment, particularly in disadvantaged communities.



For an interactive map of investments statewide, visit caclimateinvestments.ca.gov.



\$155.5 million

Cap-and-Trade dollars implemented within the District through November 30, 2020



88%

of total funds invested within the District benefiting priority populations



4,856

projects, rebates, and vouchers implemented within the District



1,199,684

MTCO₂e estimated over reduction timeframe

Statewide Co-Benefits



improved
air quality



reduced
water use



enhanced
ecosystems



employment &
economic development



greater transit
accessibility



dollar
savings

Some projects are not located at a single address, and therefore could be attributable to multiple legislative districts. For projects that physically cross multiple legislative districts (e.g., transit projects), the entire project funding and other benefits are attributed to all relevant districts. For projects that report at the census tract level (e.g., vouchers, rebates, and household installations), the entire project funding and other benefits are attributed to a single district, determined by which district includes the majority of the census tract.

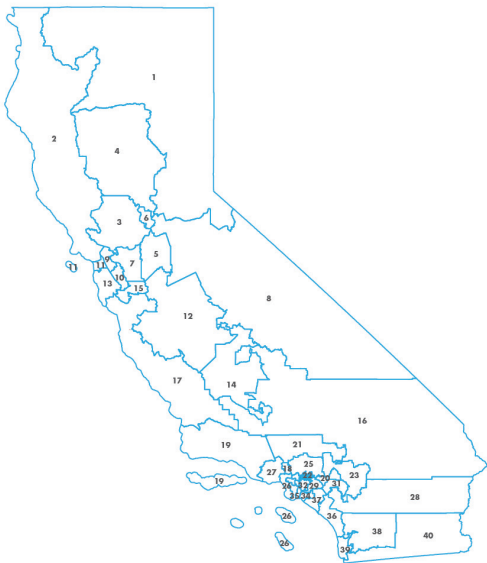


SENATOR
SUSAN RUBIO

SENATE
DISTRICT 22
SNAPSHOT

Cap-and-Trade Dollars at Work Across California

California Climate Investments is a statewide program that puts billions of Cap-and-Trade dollars to work reducing greenhouse gas emissions, strengthening the economy, and improving public health and the environment, particularly in disadvantaged communities.



For an interactive map of investments statewide, visit caclimateinvestments.ca.gov.



\$214.8 million

Cap-and-Trade dollars implemented within the District through November 30, 2020



94%

of total funds invested within the District benefiting priority populations



13,152

projects, rebates, and vouchers implemented within the District



747,362

MTCO₂e estimated over reduction timeframe

Statewide Co-Benefits



improved
air quality



reduced
water use



enhanced
ecosystems



employment &
economic development



greater transit
accessibility



dollar
savings

Some projects are not located at a single address, and therefore could be attributable to multiple legislative districts. For projects that physically cross multiple legislative districts (e.g., transit projects), the entire project funding and other benefits are attributed to all relevant districts. For projects that report at the census tract level (e.g., vouchers, rebates, and household installations), the entire project funding and other benefits are attributed to a single district, determined by which district includes the majority of the census tract.

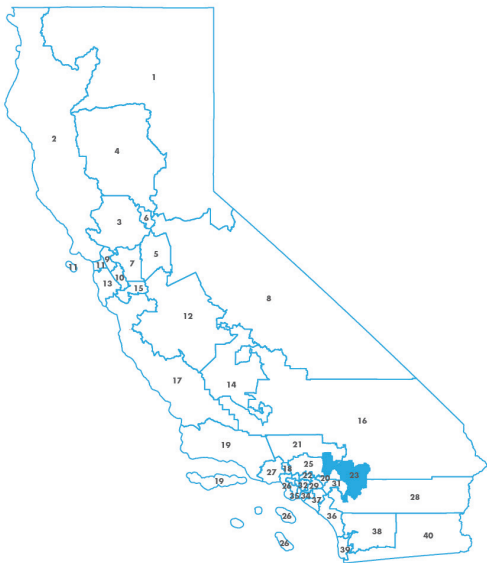


SENATOR
ROSILICIE OCHOA BOGH

SENATE
DISTRICT 23
SNAPSHOT

Cap-and-Trade Dollars at Work Across California

California Climate Investments is a statewide program that puts billions of Cap-and-Trade dollars to work reducing greenhouse gas emissions, strengthening the economy, and improving public health and the environment, particularly in disadvantaged communities.



For an interactive map of investments statewide, visit caclimateinvestments.ca.gov.



\$133.7 million

Cap-and-Trade dollars implemented within the District through November 30, 2020



89%

of total funds invested within the District benefiting priority populations



11,296

projects, rebates, and vouchers implemented within the District



553,911

MTCO₂e estimated over reduction timeframe

Statewide Co-Benefits



improved
air quality



reduced
water use



enhanced
ecosystems



employment &
economic development



greater transit
accessibility



dollar
savings

Some projects are not located at a single address, and therefore could be attributable to multiple legislative districts. For projects that physically cross multiple legislative districts (e.g., transit projects), the entire project funding and other benefits are attributed to all relevant districts. For projects that report at the census tract level (e.g., vouchers, rebates, and household installations), the entire project funding and other benefits are attributed to a single district, determined by which district includes the majority of the census tract.

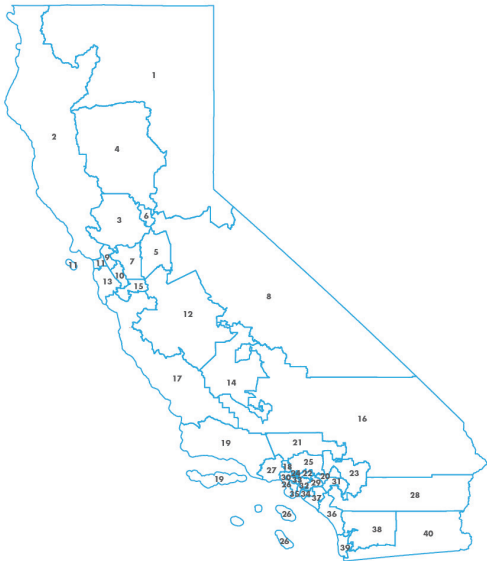


SENATOR
MARÍA ELENA DURAZO

SENATE
DISTRICT 24
SNAPSHOT

Cap-and-Trade Dollars at Work Across California

California Climate Investments is a statewide program that puts billions of Cap-and-Trade dollars to work reducing greenhouse gas emissions, strengthening the economy, and improving public health and the environment, particularly in disadvantaged communities.



For an interactive map of investments statewide, visit caclimateinvestments.ca.gov.



\$238.8 million

Cap-and-Trade dollars implemented within the District through November 30, 2020



91%

of total funds invested within the District benefiting priority populations



7,275

projects, rebates, and vouchers implemented within the District



1,187,312

MTCO₂e estimated over reduction timeframe

Statewide Co-Benefits



improved
air quality



reduced
water use



enhanced
ecosystems



employment &
economic development



greater transit
accessibility



dollar
savings

Some projects are not located at a single address, and therefore could be attributable to multiple legislative districts. For projects that physically cross multiple legislative districts (e.g., transit projects), the entire project funding and other benefits are attributed to all relevant districts. For projects that report at the census tract level (e.g., vouchers, rebates, and household installations), the entire project funding and other benefits are attributed to a single district, determined by which district includes the majority of the census tract.

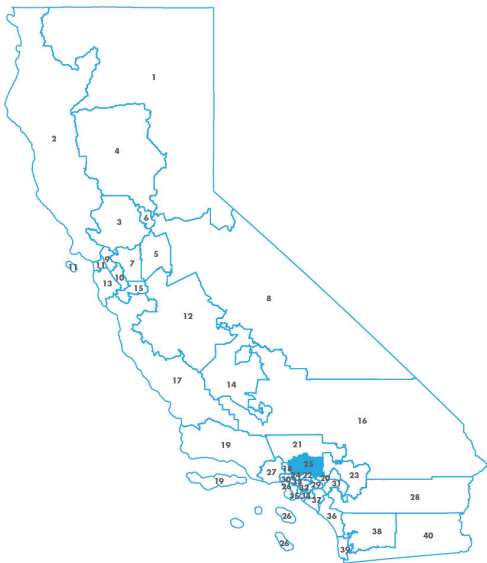


SENATOR ANTHONY PORTANTINO

SENATE DISTRICT 25 SNAPSHOT

Cap-and-Trade Dollars at Work Across California

California Climate Investments is a statewide program that puts billions of Cap-and-Trade dollars to work reducing greenhouse gas emissions, strengthening the economy, and improving public health and the environment, particularly in disadvantaged communities.



\$202.3 million

Cap-and-Trade dollars implemented within the District through November 30, 2020



86%

of total funds invested within the District benefiting priority populations



13,425

projects, rebates, and vouchers implemented within the District



1,067,773

MTCO₂e estimated over reduction timeframe

For an interactive map of investments statewide, visit caclimateinvestments.ca.gov.

Statewide Co-Benefits



improved air quality



reduced water use



enhanced ecosystems



employment & economic development



greater transit accessibility



dollar savings

Some projects are not located at a single address, and therefore could be attributable to multiple legislative districts. For projects that physically cross multiple legislative districts (e.g., transit projects), the entire project funding and other benefits are attributed to all relevant districts. For projects that report at the census tract level (e.g., vouchers, rebates, and household installations), the entire project funding and other benefits are attributed to a single district, determined by which district includes the majority of the census tract.

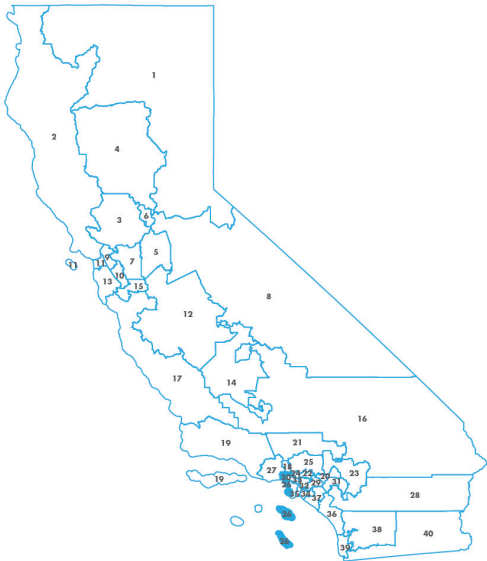


SENATOR
BENJAMIN ALLEN

SENATE
DISTRICT 26
SNAPSHOT

Cap-and-Trade Dollars at Work Across California

California Climate Investments is a statewide program that puts billions of Cap-and-Trade dollars to work reducing greenhouse gas emissions, strengthening the economy, and improving public health and the environment, particularly in disadvantaged communities.



For an interactive map of investments statewide, visit caclimateinvestments.ca.gov.



\$185.2 million

Cap-and-Trade dollars implemented within the District through November 30, 2020



75%

of total funds invested within the District benefiting priority populations



17,799

projects, rebates, and vouchers implemented within the District



972,930

MTCO₂e estimated over reduction timeframe

Statewide Co-Benefits



improved
air quality



reduced
water use



enhanced
ecosystems



employment &
economic development



greater transit
accessibility



dollar
savings

Some projects are not located at a single address, and therefore could be attributable to multiple legislative districts. For projects that physically cross multiple legislative districts (e.g., transit projects), the entire project funding and other benefits are attributed to all relevant districts. For projects that report at the census tract level (e.g., vouchers, rebates, and household installations), the entire project funding and other benefits are attributed to a single district, determined by which district includes the majority of the census tract.

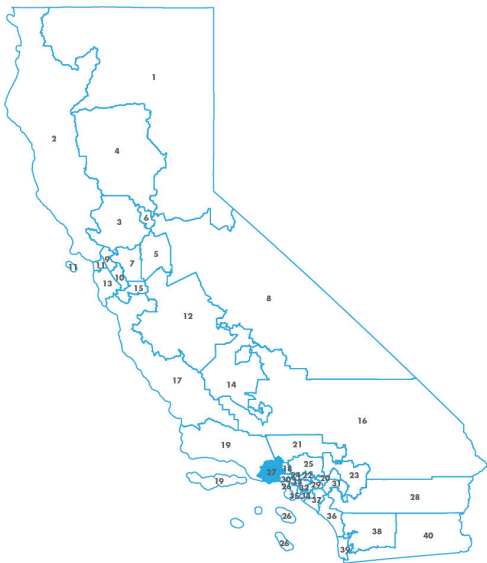


SENATOR
HENRY STERN

SENATE
DISTRICT 27
SNAPSHOT

Cap-and-Trade Dollars at Work Across California

California Climate Investments is a statewide program that puts billions of Cap-and-Trade dollars to work reducing greenhouse gas emissions, strengthening the economy, and improving public health and the environment, particularly in disadvantaged communities.



For an interactive map of investments statewide, visit caclimateinvestments.ca.gov.



\$144.6 million

Cap-and-Trade dollars implemented within the District through November 30, 2020



78%

of total funds invested within the District benefiting priority populations



13,393

projects, rebates, and vouchers implemented within the District



997,063

MTCO₂e estimated over reduction timeframe

Statewide Co-Benefits



improved
air quality



reduced
water use



enhanced
ecosystems



employment &
economic development



greater transit
accessibility



dollar
savings

Some projects are not located at a single address, and therefore could be attributable to multiple legislative districts. For projects that physically cross multiple legislative districts (e.g., transit projects), the entire project funding and other benefits are attributed to all relevant districts. For projects that report at the census tract level (e.g., vouchers, rebates, and household installations), the entire project funding and other benefits are attributed to a single district, determined by which district includes the majority of the census tract.



SENATOR
MELISSA MELENDEZ

SENATE
DISTRICT 28
SNAPSHOT

Cap-and-Trade Dollars at Work Across California

California Climate Investments is a statewide program that puts billions of Cap-and-Trade dollars to work reducing greenhouse gas emissions, strengthening the economy, and improving public health and the environment, particularly in disadvantaged communities.



For an interactive map of investments statewide, visit caclimateinvestments.ca.gov.



\$109.0 million

Cap-and-Trade dollars implemented within the District through November 30, 2020



75%

of total funds invested within the District benefiting priority populations



15,800

projects, rebates, and vouchers implemented within the District



286,312

MTCO₂e estimated over reduction timeframe

Statewide Co-Benefits



improved
air quality



reduced
water use



enhanced
ecosystems



employment &
economic development



greater transit
accessibility



dollar
savings

Some projects are not located at a single address, and therefore could be attributable to multiple legislative districts. For projects that physically cross multiple legislative districts (e.g., transit projects), the entire project funding and other benefits are attributed to all relevant districts. For projects that report at the census tract level (e.g., vouchers, rebates, and household installations), the entire project funding and other benefits are attributed to a single district, determined by which district includes the majority of the census tract.



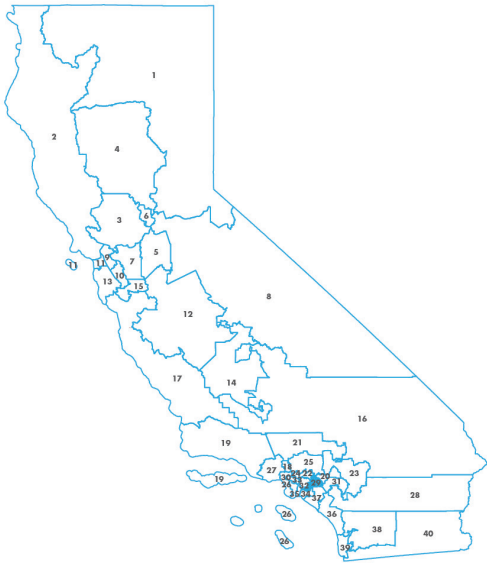
Cap and Trade
Dollars at Work

SENATOR
JOSH NEWMAN

SENATE
DISTRICT 29
SNAPSHOT

Cap-and-Trade Dollars at Work Across California

California Climate Investments is a statewide program that puts billions of Cap-and-Trade dollars to work reducing greenhouse gas emissions, strengthening the economy, and improving public health and the environment, particularly in disadvantaged communities.



For an interactive map of investments statewide, visit caclimateinvestments.ca.gov.



\$167.3 million

Cap-and-Trade dollars implemented within the District through November 30, 2020



61%

of total funds invested within the District benefiting priority populations



13,064

projects, rebates, and vouchers implemented within the District



674,501

MTCO₂e estimated over reduction timeframe

Statewide Co-Benefits



improved
air quality



reduced
water use



enhanced
ecosystems



employment &
economic development



greater transit
accessibility



dollar
savings

Some projects are not located at a single address, and therefore could be attributable to multiple legislative districts. For projects that physically cross multiple legislative districts (e.g., transit projects), the entire project funding and other benefits are attributed to all relevant districts. For projects that report at the census tract level (e.g., vouchers, rebates, and household installations), the entire project funding and other benefits are attributed to a single district, determined by which district includes the majority of the census tract.

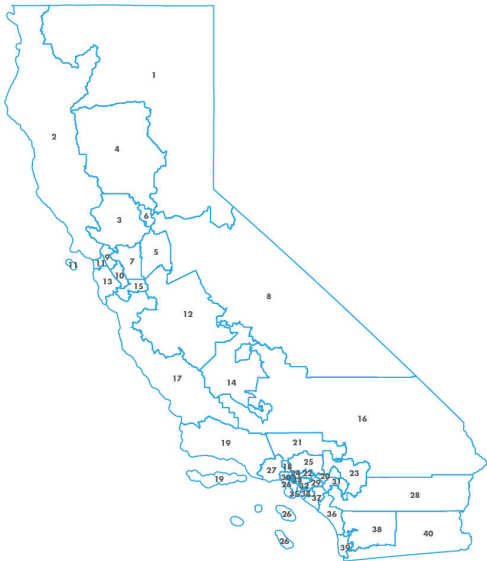


SENATOR
SYDNEY KAMLAGER

SENATE
DISTRICT 30
SNAPSHOT

Cap-and-Trade Dollars at Work Across California

California Climate Investments is a statewide program that puts billions of Cap-and-Trade dollars to work reducing greenhouse gas emissions, strengthening the economy, and improving public health and the environment, particularly in disadvantaged communities.



For an interactive map of investments statewide, visit caclimateinvestments.ca.gov.



\$163.4 million

Cap-and-Trade dollars implemented within the District through November 30, 2020



94%

of total funds invested within the District benefiting priority populations



6,760

projects, rebates, and vouchers implemented within the District



630,385

MTCO₂e estimated over reduction timeframe

Statewide Co-Benefits



improved
air quality



reduced
water use



enhanced
ecosystems



employment &
economic development



greater transit
accessibility



dollar
savings

Some projects are not located at a single address, and therefore could be attributable to multiple legislative districts. For projects that physically cross multiple legislative districts (e.g., transit projects), the entire project funding and other benefits are attributed to all relevant districts. For projects that report at the census tract level (e.g., vouchers, rebates, and household installations), the entire project funding and other benefits are attributed to a single district, determined by which district includes the majority of the census tract.

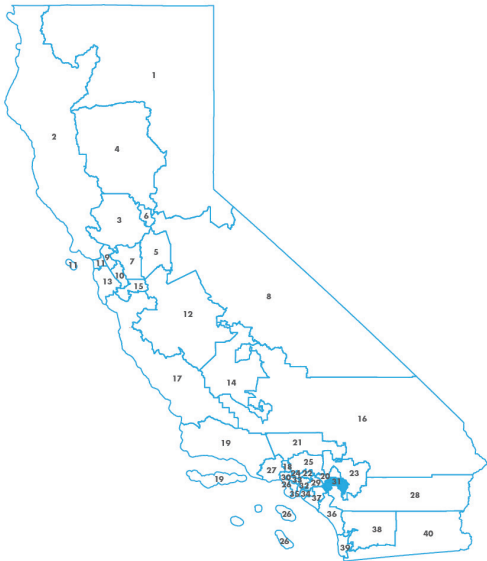


SENATOR
RICHARD ROTH

SENATE
DISTRICT 31
SNAPSHOT

Cap-and-Trade Dollars at Work Across California

California Climate Investments is a statewide program that puts billions of Cap-and-Trade dollars to work reducing greenhouse gas emissions, strengthening the economy, and improving public health and the environment, particularly in disadvantaged communities.



For an interactive map of investments statewide, visit caclimateinvestments.ca.gov.



\$186.1 million

Cap-and-Trade dollars implemented within the District through November 30, 2020



88%

of total funds invested within the District benefiting priority populations



6,383

projects, rebates, and vouchers implemented within the District



1,098,693

MTCO₂e estimated over reduction timeframe

Statewide Co-Benefits



improved
air quality



reduced
water use



enhanced
ecosystems



employment &
economic development



greater transit
accessibility



dollar
savings

Some projects are not located at a single address, and therefore could be attributable to multiple legislative districts. For projects that physically cross multiple legislative districts (e.g., transit projects), the entire project funding and other benefits are attributed to all relevant districts. For projects that report at the census tract level (e.g., vouchers, rebates, and household installations), the entire project funding and other benefits are attributed to a single district, determined by which district includes the majority of the census tract.

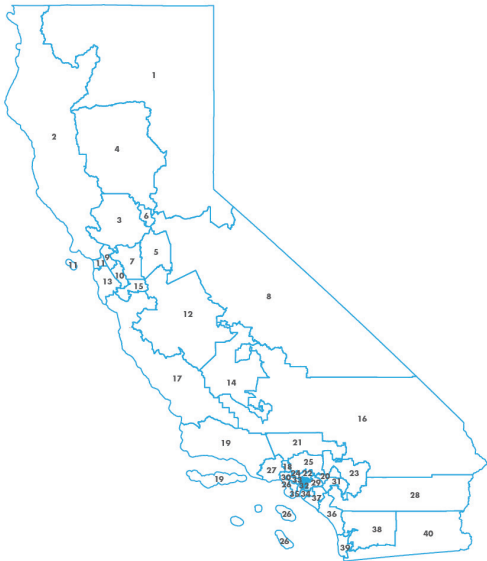


SENATOR
BOB ARCHULETA

SENATE
DISTRICT 32
SNAPSHOT

Cap-and-Trade Dollars at Work Across California

California Climate Investments is a statewide program that puts billions of Cap-and-Trade dollars to work reducing greenhouse gas emissions, strengthening the economy, and improving public health and the environment, particularly in disadvantaged communities.



For an interactive map of investments statewide, visit caclimateinvestments.ca.gov.



\$147.5 million

Cap-and-Trade dollars implemented within the District through November 30, 2020



94%

of total funds invested within the District benefiting priority populations



7,458

projects, rebates, and vouchers implemented within the District



792,817

MTCO₂e estimated over reduction timeframe

Statewide Co-Benefits



improved
air quality



reduced
water use



enhanced
ecosystems



employment &
economic development



greater transit
accessibility



dollar
savings

Some projects are not located at a single address, and therefore could be attributable to multiple legislative districts. For projects that physically cross multiple legislative districts (e.g., transit projects), the entire project funding and other benefits are attributed to all relevant districts. For projects that report at the census tract level (e.g., vouchers, rebates, and household installations), the entire project funding and other benefits are attributed to a single district, determined by which district includes the majority of the census tract.

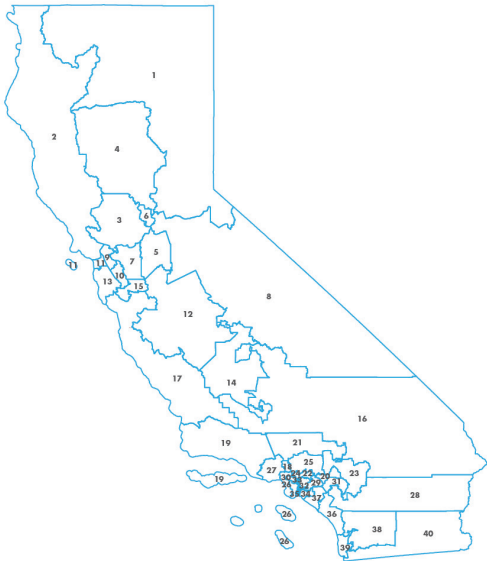


SENATOR
LENA GONZALEZ

SENATE
DISTRICT 33
SNAPSHOT

Cap-and-Trade Dollars at Work Across California

California Climate Investments is a statewide program that puts billions of Cap-and-Trade dollars to work reducing greenhouse gas emissions, strengthening the economy, and improving public health and the environment, particularly in disadvantaged communities.



\$332.3 million

Cap-and-Trade dollars implemented within the District through November 30, 2020



96%

of total funds invested within the District benefiting priority populations



4,672

projects, rebates, and vouchers implemented within the District



1,388,204

MTCO₂e estimated over reduction timeframe

For an interactive map of investments statewide, visit caclimateinvestments.ca.gov.

Statewide Co-Benefits



improved
air quality



reduced
water use



enhanced
ecosystems



employment &
economic development



greater transit
accessibility



dollar
savings

Some projects are not located at a single address, and therefore could be attributable to multiple legislative districts. For projects that physically cross multiple legislative districts (e.g., transit projects), the entire project funding and other benefits are attributed to all relevant districts. For projects that report at the census tract level (e.g., vouchers, rebates, and household installations), the entire project funding and other benefits are attributed to a single district, determined by which district includes the majority of the census tract.



Cap and Trade
Dollars at Work

SENATOR
THOMAS UMBERG

SENATE
DISTRICT 34
SNAPSHOT

Cap-and-Trade Dollars at Work Across California

California Climate Investments is a statewide program that puts billions of Cap-and-Trade dollars to work reducing greenhouse gas emissions, strengthening the economy, and improving public health and the environment, particularly in disadvantaged communities.



For an interactive map of investments statewide, visit caclimateinvestments.ca.gov.



\$183.4 million

Cap-and-Trade dollars implemented within the District through November 30, 2020



91%

of total funds invested within the District benefiting priority populations



8,344

projects, rebates, and vouchers implemented within the District



668,770

MTCO₂e estimated over reduction timeframe

Statewide Co-Benefits



improved
air quality



reduced
water use



enhanced
ecosystems



employment &
economic development



greater transit
accessibility



dollar
savings

Some projects are not located at a single address, and therefore could be attributable to multiple legislative districts. For projects that physically cross multiple legislative districts (e.g., transit projects), the entire project funding and other benefits are attributed to all relevant districts. For projects that report at the census tract level (e.g., vouchers, rebates, and household installations), the entire project funding and other benefits are attributed to a single district, determined by which district includes the majority of the census tract.

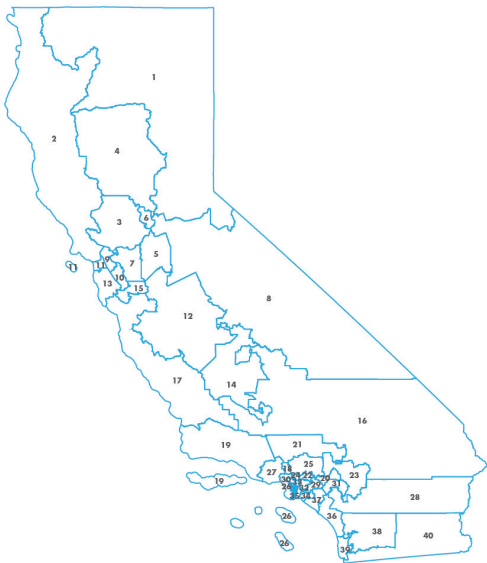


SENATOR
STEVEN BRADFORD

SENATE
DISTRICT 35
SNAPSHOT

Cap-and-Trade Dollars at Work Across California

California Climate Investments is a statewide program that puts billions of Cap-and-Trade dollars to work reducing greenhouse gas emissions, strengthening the economy, and improving public health and the environment, particularly in disadvantaged communities.



For an interactive map of investments statewide, visit caclimateinvestments.ca.gov.



\$315.3 million

Cap-and-Trade dollars implemented within the District through November 30, 2020



98%

of total funds invested within the District benefiting priority populations



6,507

projects, rebates, and vouchers implemented within the District



668,200

MTCO₂e estimated over reduction timeframe

Statewide Co-Benefits



improved
air quality



reduced
water use



enhanced
ecosystems



employment &
economic development



greater transit
accessibility



dollar
savings

Some projects are not located at a single address, and therefore could be attributable to multiple legislative districts. For projects that physically cross multiple legislative districts (e.g., transit projects), the entire project funding and other benefits are attributed to all relevant districts. For projects that report at the census tract level (e.g., vouchers, rebates, and household installations), the entire project funding and other benefits are attributed to a single district, determined by which district includes the majority of the census tract.

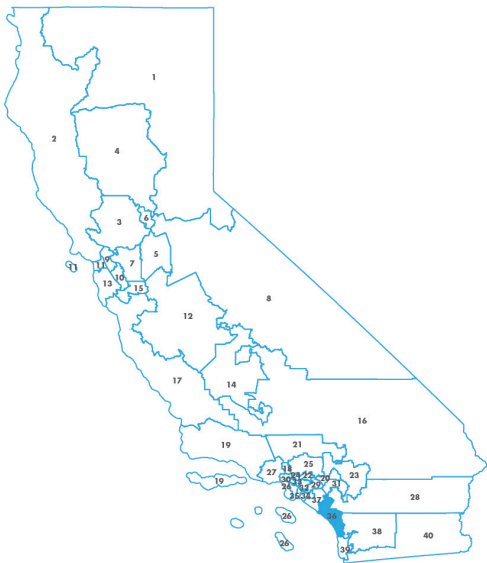


SENATOR
PATRICIA BATES

SENATE
DISTRICT 36
SNAPSHOT

Cap-and-Trade Dollars at Work Across California

California Climate Investments is a statewide program that puts billions of Cap-and-Trade dollars to work reducing greenhouse gas emissions, strengthening the economy, and improving public health and the environment, particularly in disadvantaged communities.



For an interactive map of investments statewide, visit caclimateinvestments.ca.gov.



\$107.6 million

Cap-and-Trade dollars implemented within the District through November 30, 2020



70%

of total funds invested within the District benefiting priority populations



13,131

projects, rebates, and vouchers implemented within the District



577,055

MTCO₂e estimated over reduction timeframe

Statewide Co-Benefits



improved
air quality



reduced
water use



enhanced
ecosystems



employment &
economic development



greater transit
accessibility



dollar
savings

Some projects are not located at a single address, and therefore could be attributable to multiple legislative districts. For projects that physically cross multiple legislative districts (e.g., transit projects), the entire project funding and other benefits are attributed to all relevant districts. For projects that report at the census tract level (e.g., vouchers, rebates, and household installations), the entire project funding and other benefits are attributed to a single district, determined by which district includes the majority of the census tract.



SENATOR
DAVE MIN

SENATE
DISTRICT 37
SNAPSHOT

Cap-and-Trade Dollars at Work Across California

California Climate Investments is a statewide program that puts billions of Cap-and-Trade dollars to work reducing greenhouse gas emissions, strengthening the economy, and improving public health and the environment, particularly in disadvantaged communities.



For an interactive map of investments statewide, visit caclimateinvestments.ca.gov.



\$152.8 million

Cap-and-Trade dollars implemented within the District through November 30, 2020



63%

of total funds invested within the District benefiting priority populations



21,348

projects, rebates, and vouchers implemented within the District



711,797

MTCO₂e estimated over reduction timeframe

Statewide Co-Benefits



improved
air quality



reduced
water use



enhanced
ecosystems



employment &
economic development



greater transit
accessibility



dollar
savings

Some projects are not located at a single address, and therefore could be attributable to multiple legislative districts. For projects that physically cross multiple legislative districts (e.g., transit projects), the entire project funding and other benefits are attributed to all relevant districts. For projects that report at the census tract level (e.g., vouchers, rebates, and household installations), the entire project funding and other benefits are attributed to a single district, determined by which district includes the majority of the census tract.

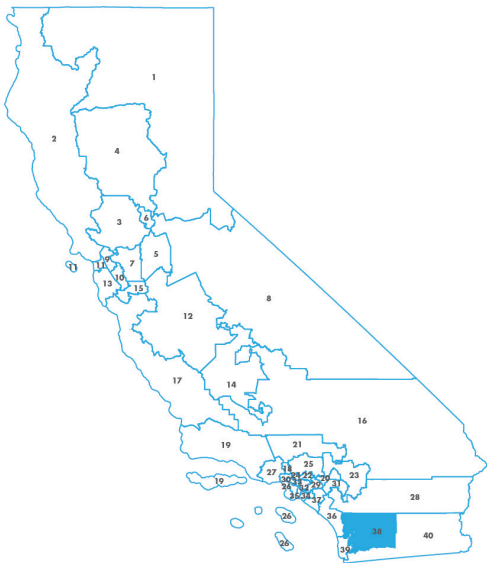


SENATOR
BRIAN JONES

SENATE
DISTRICT 38
SNAPSHOT

Cap-and-Trade Dollars at Work Across California

California Climate Investments is a statewide program that puts billions of Cap-and-Trade dollars to work reducing greenhouse gas emissions, strengthening the economy, and improving public health and the environment, particularly in disadvantaged communities.



For an interactive map of investments statewide, visit caclimateinvestments.ca.gov.



\$117.7 million

Cap-and-Trade dollars implemented within the District through November 30, 2020



74%

of total funds invested within the District benefiting priority populations



8,598

projects, rebates, and vouchers implemented within the District



429,977

MTCO₂e estimated over reduction timeframe

Statewide Co-Benefits



improved
air quality



reduced
water use



enhanced
ecosystems



employment &
economic development



greater transit
accessibility



dollar
savings

Some projects are not located at a single address, and therefore could be attributable to multiple legislative districts. For projects that physically cross multiple legislative districts (e.g., transit projects), the entire project funding and other benefits are attributed to all relevant districts. For projects that report at the census tract level (e.g., vouchers, rebates, and household installations), the entire project funding and other benefits are attributed to a single district, determined by which district includes the majority of the census tract.

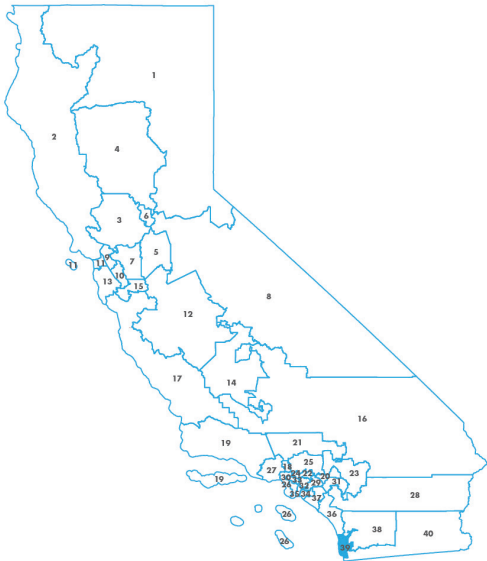


SENATOR
TONI ATKINS

SENATE
DISTRICT 39
SNAPSHOT

Cap-and-Trade Dollars at Work Across California

California Climate Investments is a statewide program that puts billions of Cap-and-Trade dollars to work reducing greenhouse gas emissions, strengthening the economy, and improving public health and the environment, particularly in disadvantaged communities.



For an interactive map of investments statewide, visit caclimateinvestments.ca.gov.



\$145.4 million

Cap-and-Trade dollars implemented within the District through November 30, 2020



67%

of total funds invested within the District benefiting priority populations



11,042

projects, rebates, and vouchers implemented within the District



638,370

MTCO₂e estimated over reduction timeframe

Statewide Co-Benefits



improved
air quality



reduced
water use



enhanced
ecosystems



employment &
economic development



greater transit
accessibility



dollar
savings

Some projects are not located at a single address, and therefore could be attributable to multiple legislative districts. For projects that physically cross multiple legislative districts (e.g., transit projects), the entire project funding and other benefits are attributed to all relevant districts. For projects that report at the census tract level (e.g., vouchers, rebates, and household installations), the entire project funding and other benefits are attributed to a single district, determined by which district includes the majority of the census tract.

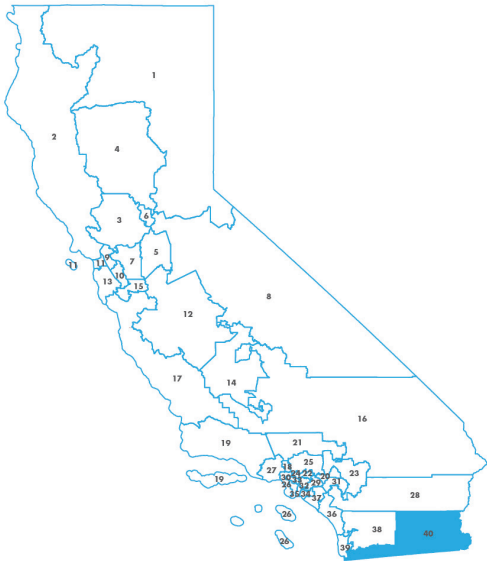


SENATOR
BEN HUESO

SENATE
DISTRICT 40
SNAPSHOT

Cap-and-Trade Dollars at Work Across California

California Climate Investments is a statewide program that puts billions of Cap-and-Trade dollars to work reducing greenhouse gas emissions, strengthening the economy, and improving public health and the environment, particularly in disadvantaged communities.



For an interactive map of investments statewide, visit caclimateinvestments.ca.gov.



\$184.1 million

Cap-and-Trade dollars implemented within the District through November 30, 2020



92%

of total funds invested within the District benefiting priority populations



4,554

projects, rebates, and vouchers implemented within the District



408,547

MTCO₂e estimated over reduction timeframe

Statewide Co-Benefits



improved
air quality



reduced
water use



enhanced
ecosystems



employment &
economic development



greater transit
accessibility



dollar
savings

Some projects are not located at a single address, and therefore could be attributable to multiple legislative districts. For projects that physically cross multiple legislative districts (e.g., transit projects), the entire project funding and other benefits are attributed to all relevant districts. For projects that report at the census tract level (e.g., vouchers, rebates, and household installations), the entire project funding and other benefits are attributed to a single district, determined by which district includes the majority of the census tract.