

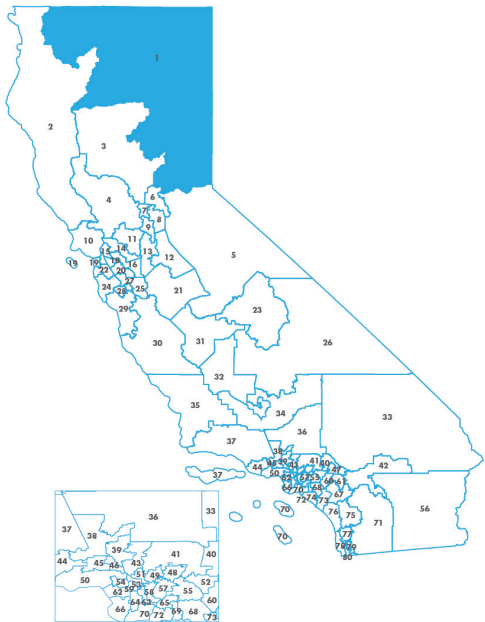


ASSEMBLYMEMBER
MEGAN DAHLE

ASSEMBLY
DISTRICT 1
SNAPSHOT

Cap-and-Trade Dollars at Work Across California

California Climate Investments is a statewide program that puts billions of Cap-and-Trade dollars to work reducing greenhouse gas emissions, strengthening the economy, and improving public health and the environment, particularly in disadvantaged communities.



For an interactive map of investments statewide, visit caclimateinvestments.ca.gov.



\$269.3 million

Cap-and-Trade dollars implemented within the District through May 31, 2020



45.2%

of total funds invested within the District benefiting priority populations



1,507

projects, rebates, and vouchers implemented within the District



8,671,234

MTCO₂e estimated over reduction timeframe

Statewide Co-Benefits



improved
air quality



reduced
water use



enhanced
ecosystems



employment &
economic development



greater transit
accessibility



dollar
savings

Some projects are not located at a single address, and therefore could be attributable to multiple legislative districts. For projects that physically cross multiple legislative districts (e.g., transit projects), the entire project funding and other benefits are attributed to all relevant districts. For projects that report at the census tract level (e.g., vouchers, rebates, and household installations), the entire project funding and other benefits are attributed to a single district, determined by which district includes the majority of the census tract.



ASSEMBLYMEMBER
JIM WOOD

ASSEMBLY
DISTRICT 2
SNAPSHOT

Cap-and-Trade Dollars at Work Across California

California Climate Investments is a statewide program that puts billions of Cap-and-Trade dollars to work reducing greenhouse gas emissions, strengthening the economy, and improving public health and the environment, particularly in disadvantaged communities.



For an interactive map of investments statewide, visit caclimateinvestments.ca.gov.



\$137.7 million

Cap-and-Trade dollars implemented within the District through May 31, 2020



54.0%

of total funds invested within the District benefiting priority populations



4,389

projects, rebates, and vouchers implemented within the District



1,627,626

MTCO₂e estimated over reduction timeframe

Statewide Co-Benefits



improved
air quality



reduced
water use



enhanced
ecosystems



employment &
economic development



greater transit
accessibility



dollar
savings

Some projects are not located at a single address, and therefore could be attributable to multiple legislative districts. For projects that physically cross multiple legislative districts (e.g., transit projects), the entire project funding and other benefits are attributed to all relevant districts. For projects that report at the census tract level (e.g., vouchers, rebates, and household installations), the entire project funding and other benefits are attributed to a single district, determined by which district includes the majority of the census tract.

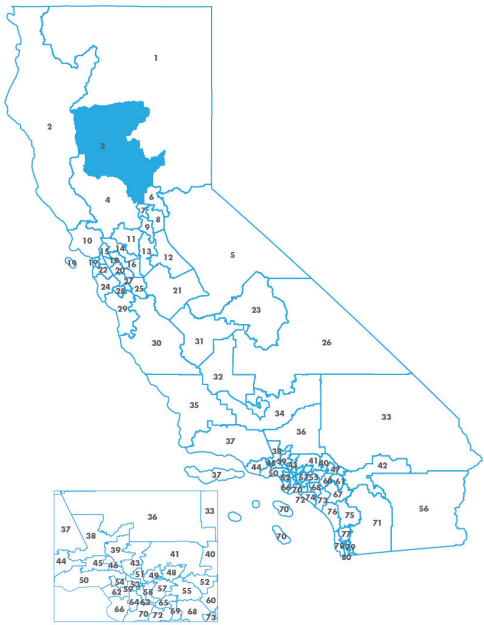


ASSEMBLYMEMBER
JAMES GALLAGHER

ASSEMBLY
DISTRICT 3
SNAPSHOT

Cap-and-Trade Dollars at Work Across California

California Climate Investments is a statewide program that puts billions of Cap-and-Trade dollars to work reducing greenhouse gas emissions, strengthening the economy, and improving public health and the environment, particularly in disadvantaged communities.



For an interactive map of investments statewide, visit caclimateinvestments.ca.gov.



\$99.4 million

Cap-and-Trade dollars implemented within the District through May 31, 2020



43.9%

of total funds invested within the District benefiting priority populations



1,255

projects, rebates, and vouchers implemented within the District



364,780

MTCO₂e estimated over reduction timeframe

Statewide Co-Benefits



improved
air quality



reduced
water use



enhanced
ecosystems



employment &
economic development



greater transit
accessibility



dollar
savings

Some projects are not located at a single address, and therefore could be attributable to multiple legislative districts. For projects that physically cross multiple legislative districts (e.g., transit projects), the entire project funding and other benefits are attributed to all relevant districts. For projects that report at the census tract level (e.g., vouchers, rebates, and household installations), the entire project funding and other benefits are attributed to a single district, determined by which district includes the majority of the census tract.



ASSEMBLYMEMBER
CECILIA AGUIAR-CURRY

ASSEMBLY
DISTRICT 4
SNAPSHOT

Cap-and-Trade Dollars at Work Across California

California Climate Investments is a statewide program that puts billions of Cap-and-Trade dollars to work reducing greenhouse gas emissions, strengthening the economy, and improving public health and the environment, particularly in disadvantaged communities.



For an interactive map of investments statewide, visit caclimateinvestments.ca.gov.



\$129.4 million

Cap-and-Trade dollars implemented within the District through May 31, 2020



27.9%

of total funds invested within the District benefiting priority populations



3,873

projects, rebates, and vouchers implemented within the District



1,848,780

MTCO₂e estimated over reduction timeframe

Statewide Co-Benefits



improved
air quality



reduced
water use



enhanced
ecosystems



employment &
economic development



greater transit
accessibility



dollar
savings

Some projects are not located at a single address, and therefore could be attributable to multiple legislative districts. For projects that physically cross multiple legislative districts (e.g., transit projects), the entire project funding and other benefits are attributed to all relevant districts. For projects that report at the census tract level (e.g., vouchers, rebates, and household installations), the entire project funding and other benefits are attributed to a single district, determined by which district includes the majority of the census tract.

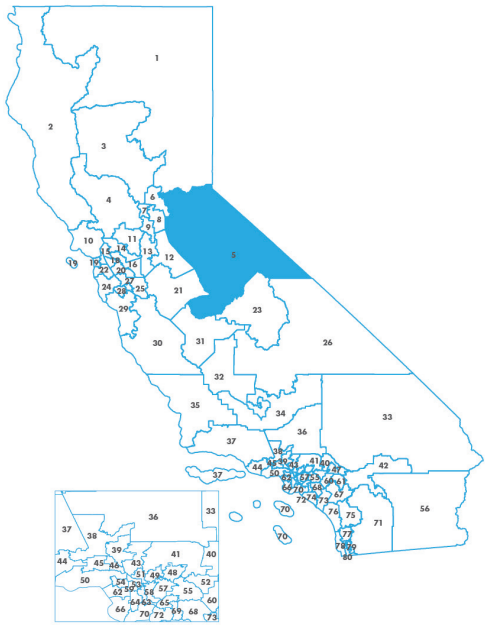


ASSEMBLYMEMBER
FRANK BIGELOW

ASSEMBLY
DISTRICT 5
SNAPSHOT

Cap-and-Trade Dollars at Work Across California

California Climate Investments is a statewide program that puts billions of Cap-and-Trade dollars to work reducing greenhouse gas emissions, strengthening the economy, and improving public health and the environment, particularly in disadvantaged communities.



For an interactive map of investments statewide, visit caclimateinvestments.ca.gov.



\$147.8 million

Cap-and-Trade dollars implemented within the District through May 31, 2020



44.7%

of total funds invested within the District benefiting priority populations



3,519

projects, rebates, and vouchers implemented within the District



68,036,915

MTCO₂e estimated over reduction timeframe



\$1.158 billion for High-Speed Rail

Statewide Co-Benefits



improved
air quality



reduced
water use



enhanced
ecosystems



employment &
economic development



greater transit
accessibility



dollar
savings

Some projects are not located at a single address, and therefore could be attributable to multiple legislative districts. For projects that physically cross multiple legislative districts (e.g., transit projects), the entire project funding and other benefits are attributed to all relevant districts. For projects that report at the census tract level (e.g., vouchers, rebates, and household installations), the entire project funding and other benefits are attributed to a single district, determined by which district includes the majority of the census tract.

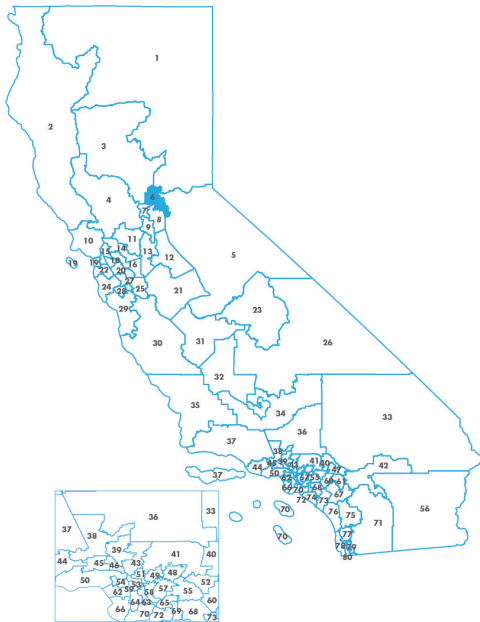


ASSEMBLYMEMBER
KEVIN KILEY

ASSEMBLY
DISTRICT 6
SNAPSHOT

Cap-and-Trade Dollars at Work Across California

California Climate Investments is a statewide program that puts billions of Cap-and-Trade dollars to work reducing greenhouse gas emissions, strengthening the economy, and improving public health and the environment, particularly in disadvantaged communities.



For an interactive map of investments statewide, visit caclimateinvestments.ca.gov.



\$29.8 million

Cap-and-Trade dollars implemented within the District through May 31, 2020



35.2%

of total funds invested within the District benefiting priority populations



4,643

projects, rebates, and vouchers implemented within the District



262,287

MTCO₂e estimated over reduction timeframe

Statewide Co-Benefits



improved
air quality



reduced
water use



enhanced
ecosystems



employment &
economic development



greater transit
accessibility



dollar
savings

Some projects are not located at a single address, and therefore could be attributable to multiple legislative districts. For projects that physically cross multiple legislative districts (e.g., transit projects), the entire project funding and other benefits are attributed to all relevant districts. For projects that report at the census tract level (e.g., vouchers, rebates, and household installations), the entire project funding and other benefits are attributed to a single district, determined by which district includes the majority of the census tract.

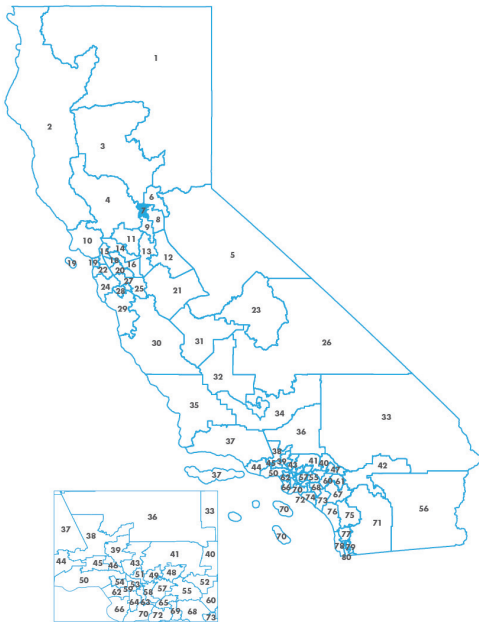


ASSEMBLYMEMBER
KEVIN MCCARTY

ASSEMBLY
DISTRICT 7
SNAPSHOT

Cap-and-Trade Dollars at Work Across California

California Climate Investments is a statewide program that puts billions of Cap-and-Trade dollars to work reducing greenhouse gas emissions, strengthening the economy, and improving public health and the environment, particularly in disadvantaged communities.



For an interactive map of investments statewide, visit caclimateinvestments.ca.gov.



\$168.8 million

Cap-and-Trade dollars implemented within the District through May 31, 2020



90.1%

of total funds invested within the District benefiting priority populations



8,215

projects, rebates, and vouchers implemented within the District



462,326

MTCO₂e estimated over reduction timeframe

Statewide Co-Benefits



improved
air quality



reduced
water use



enhanced
ecosystems



employment &
economic development



greater transit
accessibility



dollar
savings

Some projects are not located at a single address, and therefore could be attributable to multiple legislative districts. For projects that physically cross multiple legislative districts (e.g., transit projects), the entire project funding and other benefits are attributed to all relevant districts. For projects that report at the census tract level (e.g., vouchers, rebates, and household installations), the entire project funding and other benefits are attributed to a single district, determined by which district includes the majority of the census tract.



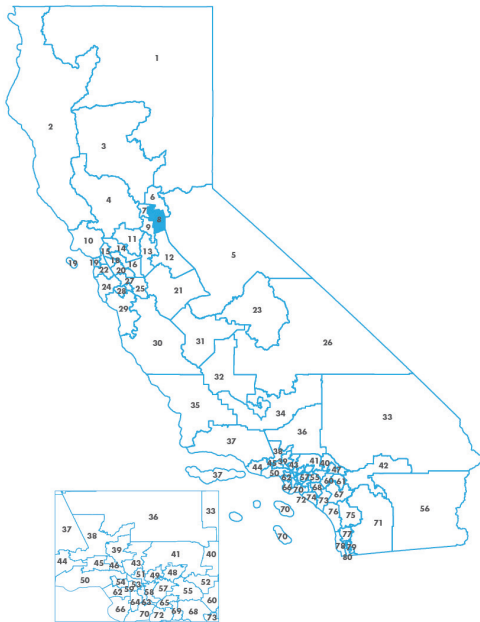
Cap and Trade
Dollars at Work

ASSEMBLYMEMBER
KEN COOLEY

ASSEMBLY
DISTRICT 8
SNAPSHOT

Cap-and-Trade Dollars at Work Across California

California Climate Investments is a statewide program that puts billions of Cap-and-Trade dollars to work reducing greenhouse gas emissions, strengthening the economy, and improving public health and the environment, particularly in disadvantaged communities.



For an interactive map of investments statewide, visit caclimateinvestments.ca.gov.



\$40.7 million

Cap-and-Trade dollars implemented within the District through May 31, 2020



82.5%

of total funds invested within the District benefiting priority populations



4,123

projects, rebates, and vouchers implemented within the District



130,741

MTCO₂e estimated over reduction timeframe

Statewide Co-Benefits



improved
air quality



reduced
water use



enhanced
ecosystems



employment &
economic development



greater transit
accessibility



dollar
savings

Some projects are not located at a single address, and therefore could be attributable to multiple legislative districts. For projects that physically cross multiple legislative districts (e.g., transit projects), the entire project funding and other benefits are attributed to all relevant districts. For projects that report at the census tract level (e.g., vouchers, rebates, and household installations), the entire project funding and other benefits are attributed to a single district, determined by which district includes the majority of the census tract.

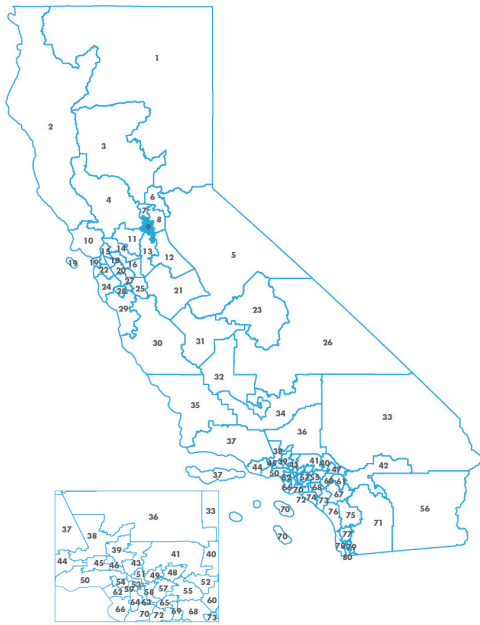


ASSEMBLYMEMBER
JIM COOPER

ASSEMBLY
DISTRICT 9
SNAPSHOT

Cap-and-Trade Dollars at Work Across California

California Climate Investments is a statewide program that puts billions of Cap-and-Trade dollars to work reducing greenhouse gas emissions, strengthening the economy, and improving public health and the environment, particularly in disadvantaged communities.



For an interactive map of investments statewide, visit caclimateinvestments.ca.gov.



\$36.9 million

Cap-and-Trade dollars implemented within the District through May 31, 2020



84.8%

of total funds invested within the District benefiting priority populations



4,821

projects, rebates, and vouchers implemented within the District



133,839

MTCO₂e estimated over reduction timeframe

Statewide Co-Benefits



improved
air quality



reduced
water use



enhanced
ecosystems



employment &
economic development



greater transit
accessibility



dollar
savings

Some projects are not located at a single address, and therefore could be attributable to multiple legislative districts. For projects that physically cross multiple legislative districts (e.g., transit projects), the entire project funding and other benefits are attributed to all relevant districts. For projects that report at the census tract level (e.g., vouchers, rebates, and household installations), the entire project funding and other benefits are attributed to a single district, determined by which district includes the majority of the census tract.



ASSEMBLYMEMBER
MARC LEVINE

ASSEMBLY
DISTRICT 10
SNAPSHOT

Cap-and-Trade Dollars at Work Across California

California Climate Investments is a statewide program that puts billions of Cap-and-Trade dollars to work reducing greenhouse gas emissions, strengthening the economy, and improving public health and the environment, particularly in disadvantaged communities.



For an interactive map of investments statewide, visit caclimateinvestments.ca.gov.



\$66.3 million

Cap-and-Trade dollars implemented within the District through May 31, 2020



35.3%

of total funds invested within the District benefiting priority populations



6,916

projects, rebates, and vouchers implemented within the District



540,227

MTCO_{2e} estimated over reduction timeframe

Statewide Co-Benefits



improved
air quality



reduced
water use



enhanced
ecosystems



employment &
economic development



greater transit
accessibility



dollar
savings

Some projects are not located at a single address, and therefore could be attributable to multiple legislative districts. For projects that physically cross multiple legislative districts (e.g., transit projects), the entire project funding and other benefits are attributed to all relevant districts. For projects that report at the census tract level (e.g., vouchers, rebates, and household installations), the entire project funding and other benefits are attributed to a single district, determined by which district includes the majority of the census tract.

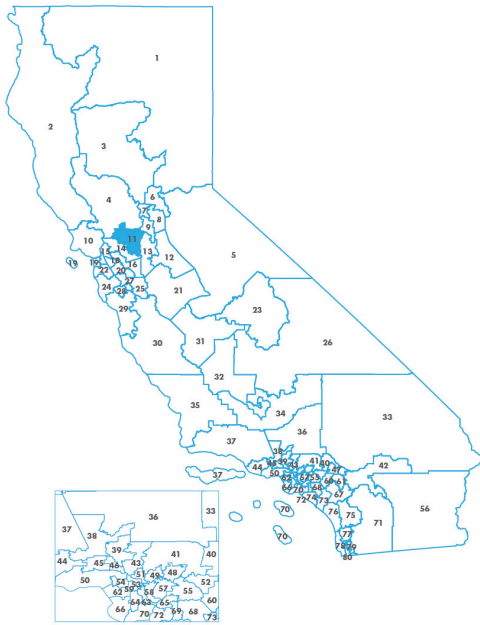


ASSEMBLYMEMBER
JIM FRAZIER

ASSEMBLY
DISTRICT 11
SNAPSHOT

Cap-and-Trade Dollars at Work Across California

California Climate Investments is a statewide program that puts billions of Cap-and-Trade dollars to work reducing greenhouse gas emissions, strengthening the economy, and improving public health and the environment, particularly in disadvantaged communities.



For an interactive map of investments statewide, visit caclimateinvestments.ca.gov.



\$44.3 million

Cap-and-Trade dollars implemented within the District through May 31, 2020



72.4%

of total funds invested within the District benefiting priority populations



2,668

projects, rebates, and vouchers implemented within the District



876,471

MTCO₂e estimated over reduction timeframe

Statewide Co-Benefits



improved
air quality



reduced
water use



enhanced
ecosystems



employment &
economic development



greater transit
accessibility



dollar
savings

Some projects are not located at a single address, and therefore could be attributable to multiple legislative districts. For projects that physically cross multiple legislative districts (e.g., transit projects), the entire project funding and other benefits are attributed to all relevant districts. For projects that report at the census tract level (e.g., vouchers, rebates, and household installations), the entire project funding and other benefits are attributed to a single district, determined by which district includes the majority of the census tract.

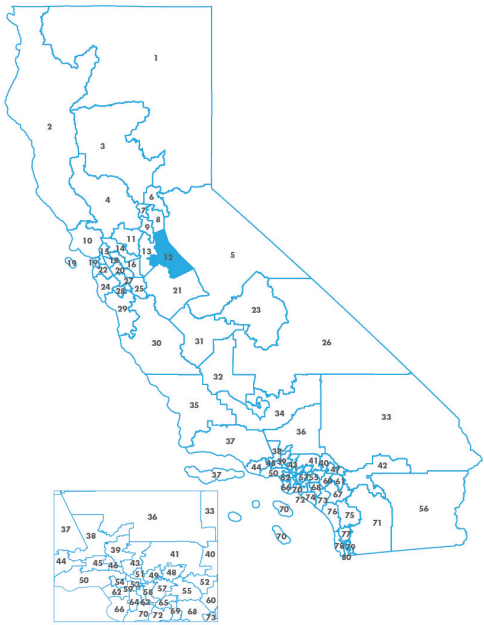


ASSEMBLYMEMBER
HEATH FLORA

ASSEMBLY
DISTRICT 12
SNAPSHOT

Cap-and-Trade Dollars at Work Across California

California Climate Investments is a statewide program that puts billions of Cap-and-Trade dollars to work reducing greenhouse gas emissions, strengthening the economy, and improving public health and the environment, particularly in disadvantaged communities.



For an interactive map of investments statewide, visit caclimateinvestments.ca.gov.



\$63.4 million

Cap-and-Trade dollars implemented within the District through May 31, 2020



43.3%

of total funds invested within the District benefiting priority populations



2,876

projects, rebates, and vouchers implemented within the District



3,414,724

MTCO₂e estimated over reduction timeframe

Statewide Co-Benefits



improved
air quality



reduced
water use



enhanced
ecosystems



employment &
economic development



greater transit
accessibility



dollar
savings

Some projects are not located at a single address, and therefore could be attributable to multiple legislative districts. For projects that physically cross multiple legislative districts (e.g., transit projects), the entire project funding and other benefits are attributed to all relevant districts. For projects that report at the census tract level (e.g., vouchers, rebates, and household installations), the entire project funding and other benefits are attributed to a single district, determined by which district includes the majority of the census tract.

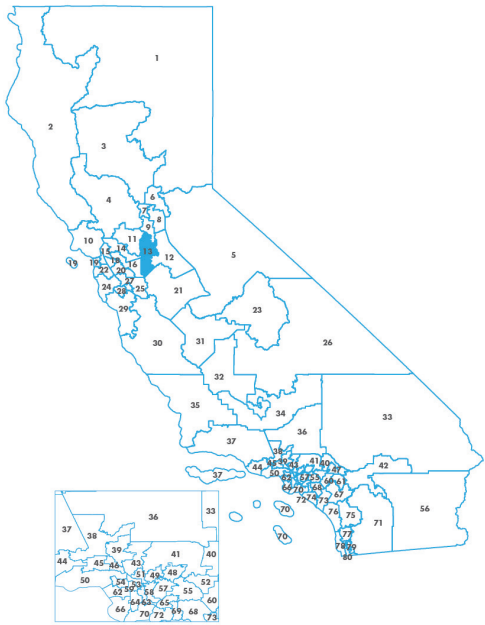


ASSEMBLYMEMBER
SUSAN TALAMANTES
EGGMAN

ASSEMBLY
DISTRICT 13
SNAPSHOT

Cap-and-Trade Dollars at Work Across California

California Climate Investments is a statewide program that puts billions of Cap-and-Trade dollars to work reducing greenhouse gas emissions, strengthening the economy, and improving public health and the environment, particularly in disadvantaged communities.



For an interactive map of investments statewide, visit caclimateinvestments.ca.gov.



\$157.9 million

Cap-and-Trade dollars implemented within the District through May 31, 2020



95.7%

of total funds invested within the District benefiting priority populations



3,846

projects, rebates, and vouchers implemented within the District



673,925

MTCO₂e estimated over reduction timeframe

Statewide Co-Benefits



improved
air quality



reduced
water use



enhanced
ecosystems



employment &
economic development



greater transit
accessibility



dollar
savings

Some projects are not located at a single address, and therefore could be attributable to multiple legislative districts. For projects that physically cross multiple legislative districts (e.g., transit projects), the entire project funding and other benefits are attributed to all relevant districts. For projects that report at the census tract level (e.g., vouchers, rebates, and household installations), the entire project funding and other benefits are attributed to a single district, determined by which district includes the majority of the census tract.

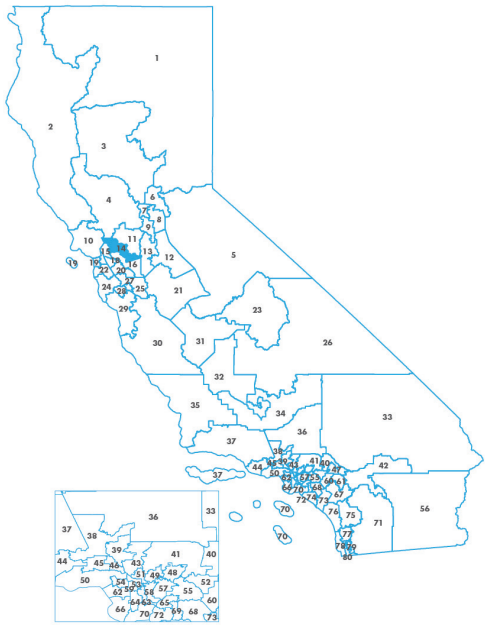


ASSEMBLYMEMBER
TIMOTHY GRAYSON

ASSEMBLY
DISTRICT 14
SNAPSHOT

Cap-and-Trade Dollars at Work Across California

California Climate Investments is a statewide program that puts billions of Cap-and-Trade dollars to work reducing greenhouse gas emissions, strengthening the economy, and improving public health and the environment, particularly in disadvantaged communities.



For an interactive map of investments statewide, visit caclimateinvestments.ca.gov.



\$51.7 million

Cap-and-Trade dollars implemented within the District through May 31, 2020



73.1%

of total funds invested within the District benefiting priority populations



4,245

projects, rebates, and vouchers implemented within the District



185,925

MTCO₂e estimated over reduction timeframe

Statewide Co-Benefits



improved
air quality



reduced
water use



enhanced
ecosystems



employment &
economic development



greater transit
accessibility



dollar
savings

Some projects are not located at a single address, and therefore could be attributable to multiple legislative districts. For projects that physically cross multiple legislative districts (e.g., transit projects), the entire project funding and other benefits are attributed to all relevant districts. For projects that report at the census tract level (e.g., vouchers, rebates, and household installations), the entire project funding and other benefits are attributed to a single district, determined by which district includes the majority of the census tract.

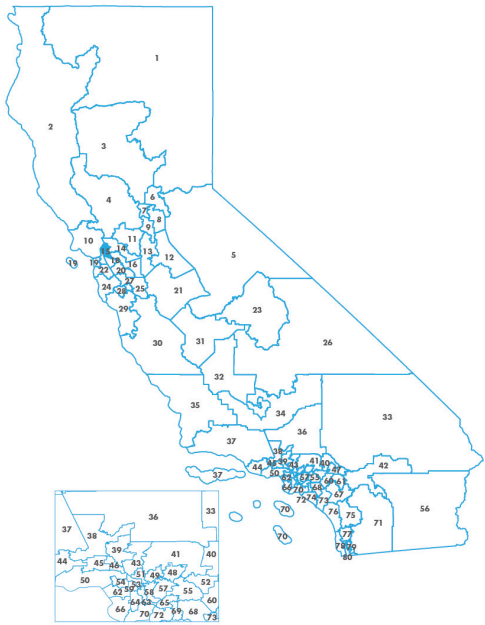


ASSEMBLYMEMBER
BUFFY WICKS

ASSEMBLY
DISTRICT 15
SNAPSHOT

Cap-and-Trade Dollars at Work Across California

California Climate Investments is a statewide program that puts billions of Cap-and-Trade dollars to work reducing greenhouse gas emissions, strengthening the economy, and improving public health and the environment, particularly in disadvantaged communities.



For an interactive map of investments statewide, visit caclimateinvestments.ca.gov.



\$146.8 million

Cap-and-Trade dollars implemented within the District through May 31, 2020



79.4%

of total funds invested within the District benefiting priority populations



7,049

projects, rebates, and vouchers implemented within the District



567,187

MTCO₂e estimated over reduction timeframe

Statewide Co-Benefits



improved
air quality



reduced
water use



enhanced
ecosystems



employment &
economic development



greater transit
accessibility



dollar
savings

Some projects are not located at a single address, and therefore could be attributable to multiple legislative districts. For projects that physically cross multiple legislative districts (e.g., transit projects), the entire project funding and other benefits are attributed to all relevant districts. For projects that report at the census tract level (e.g., vouchers, rebates, and household installations), the entire project funding and other benefits are attributed to a single district, determined by which district includes the majority of the census tract.

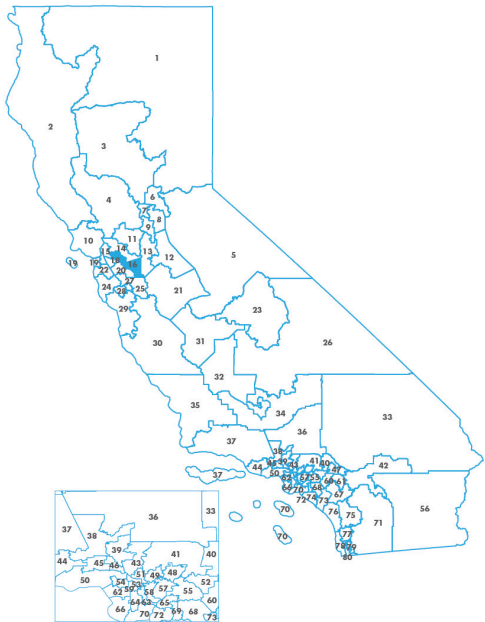


ASSEMBLYMEMBER
REBECCA BAUER-KAHAN

ASSEMBLY
DISTRICT 16
SNAPSHOT

Cap-and-Trade Dollars at Work Across California

California Climate Investments is a statewide program that puts billions of Cap-and-Trade dollars to work reducing greenhouse gas emissions, strengthening the economy, and improving public health and the environment, particularly in disadvantaged communities.



For an interactive map of investments statewide, visit caclimateinvestments.ca.gov.



\$53.1 million

Cap-and-Trade dollars implemented within the District through May 31, 2020



14.2%

of total funds invested within the District benefiting priority populations



10,547

projects, rebates, and vouchers implemented within the District



322,080

MTCO₂e estimated over reduction timeframe

Statewide Co-Benefits



improved
air quality



reduced
water use



enhanced
ecosystems



employment &
economic development



greater transit
accessibility



dollar
savings

Some projects are not located at a single address, and therefore could be attributable to multiple legislative districts. For projects that physically cross multiple legislative districts (e.g., transit projects), the entire project funding and other benefits are attributed to all relevant districts. For projects that report at the census tract level (e.g., vouchers, rebates, and household installations), the entire project funding and other benefits are attributed to a single district, determined by which district includes the majority of the census tract.

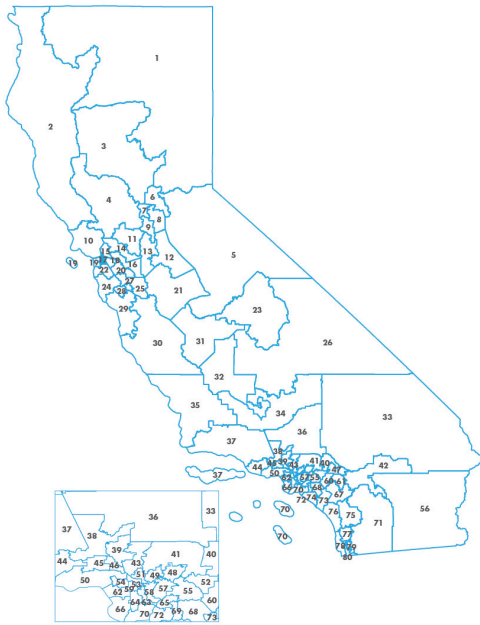


ASSEMBLYMEMBER
DAVID CHIU

ASSEMBLY
DISTRICT 17
SNAPSHOT

Cap-and-Trade Dollars at Work Across California

California Climate Investments is a statewide program that puts billions of Cap-and-Trade dollars to work reducing greenhouse gas emissions, strengthening the economy, and improving public health and the environment, particularly in disadvantaged communities.



For an interactive map of investments statewide, visit caclimateinvestments.ca.gov.



\$294.1 million

Cap-and-Trade dollars implemented within the District through May 31, 2020



88.2%

of total funds invested within the District benefiting priority populations



5,889

projects, rebates, and vouchers implemented within the District



2,314,365

MTCO₂e estimated over reduction timeframe



High-Speed Rail

High-Speed Rail is also using Cap-and-Trade dollars to electrify Caltrain from San Francisco to San Jose (AD 17, AD 22, AD 24, AD 25, and AD 27).

Statewide Co-Benefits



improved
air quality



reduced
water use



enhanced
ecosystems



employment &
economic development



greater transit
accessibility



dollar
savings

Some projects are not located at a single address, and therefore could be attributable to multiple legislative districts. For projects that physically cross multiple legislative districts (e.g., transit projects), the entire project funding and other benefits are attributed to all relevant districts. For projects that report at the census tract level (e.g., vouchers, rebates, and household installations), the entire project funding and other benefits are attributed to a single district, determined by which district includes the majority of the census tract.

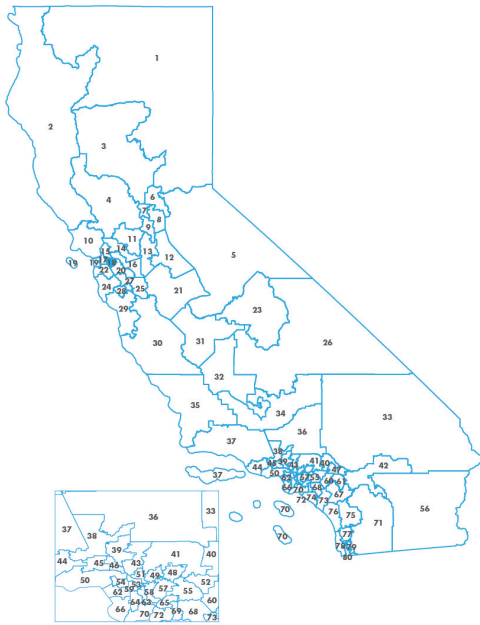


ASSEMBLYMEMBER
ROB BONTA

ASSEMBLY
DISTRICT 18
SNAPSHOT

Cap-and-Trade Dollars at Work Across California

California Climate Investments is a statewide program that puts billions of Cap-and-Trade dollars to work reducing greenhouse gas emissions, strengthening the economy, and improving public health and the environment, particularly in disadvantaged communities.



For an interactive map of investments statewide, visit caclimateinvestments.ca.gov.



\$268.6 million

Cap-and-Trade dollars implemented within the District through May 31, 2020



93.4%

of total funds invested within the District benefiting priority populations



7,192

projects, rebates, and vouchers implemented within the District



1,894,474

MTCO₂e estimated over reduction timeframe

Statewide Co-Benefits



improved
air quality



reduced
water use



enhanced
ecosystems



employment &
economic development



greater transit
accessibility



dollar
savings

Some projects are not located at a single address, and therefore could be attributable to multiple legislative districts. For projects that physically cross multiple legislative districts (e.g., transit projects), the entire project funding and other benefits are attributed to all relevant districts. For projects that report at the census tract level (e.g., vouchers, rebates, and household installations), the entire project funding and other benefits are attributed to a single district, determined by which district includes the majority of the census tract.

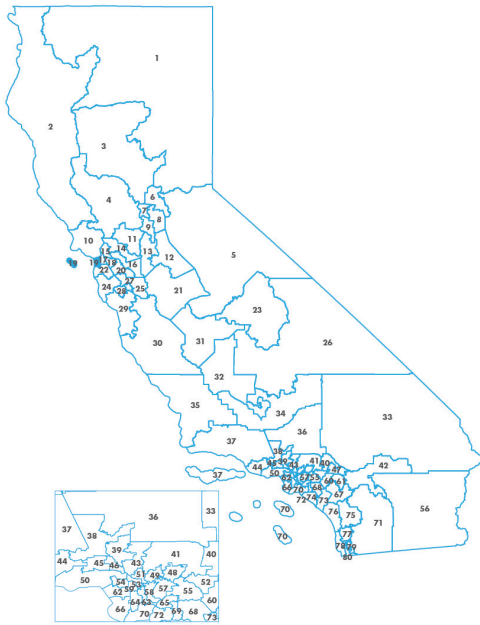


ASSEMBLYMEMBER
PHILIP TING

ASSEMBLY
DISTRICT 19
SNAPSHOT

Cap-and-Trade Dollars at Work Across California

California Climate Investments is a statewide program that puts billions of Cap-and-Trade dollars to work reducing greenhouse gas emissions, strengthening the economy, and improving public health and the environment, particularly in disadvantaged communities.



For an interactive map of investments statewide, visit caclimateinvestments.ca.gov.



\$91.6 million

Cap-and-Trade dollars implemented within the District through May 31, 2020



93.1%

of total funds invested within the District benefiting priority populations



4,350

projects, rebates, and vouchers implemented within the District



565,495

MTCO₂e estimated over reduction timeframe

Statewide Co-Benefits



improved
air quality



reduced
water use



enhanced
ecosystems



employment &
economic development



greater transit
accessibility



dollar
savings

Some projects are not located at a single address, and therefore could be attributable to multiple legislative districts. For projects that physically cross multiple legislative districts (e.g., transit projects), the entire project funding and other benefits are attributed to all relevant districts. For projects that report at the census tract level (e.g., vouchers, rebates, and household installations), the entire project funding and other benefits are attributed to a single district, determined by which district includes the majority of the census tract.

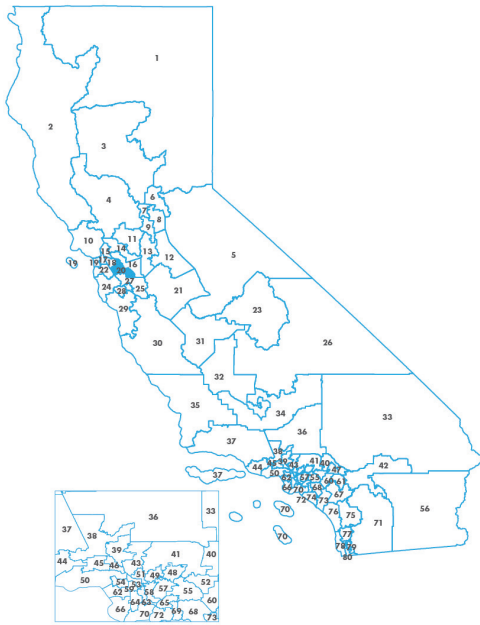


ASSEMBLYMEMBER
BILL QUIRK

ASSEMBLY
DISTRICT 20
SNAPSHOT

Cap-and-Trade Dollars at Work Across California

California Climate Investments is a statewide program that puts billions of Cap-and-Trade dollars to work reducing greenhouse gas emissions, strengthening the economy, and improving public health and the environment, particularly in disadvantaged communities.



For an interactive map of investments statewide, visit caclimateinvestments.ca.gov.



\$51.2 million

Cap-and-Trade dollars implemented within the District through May 31, 2020



65.3%

of total funds invested within the District benefiting priority populations



9,528

projects, rebates, and vouchers implemented within the District



334,712

MTCO₂e estimated over reduction timeframe

Statewide Co-Benefits



improved
air quality



reduced
water use



enhanced
ecosystems



employment &
economic development



greater transit
accessibility



dollar
savings

Some projects are not located at a single address, and therefore could be attributable to multiple legislative districts. For projects that physically cross multiple legislative districts (e.g., transit projects), the entire project funding and other benefits are attributed to all relevant districts. For projects that report at the census tract level (e.g., vouchers, rebates, and household installations), the entire project funding and other benefits are attributed to a single district, determined by which district includes the majority of the census tract.

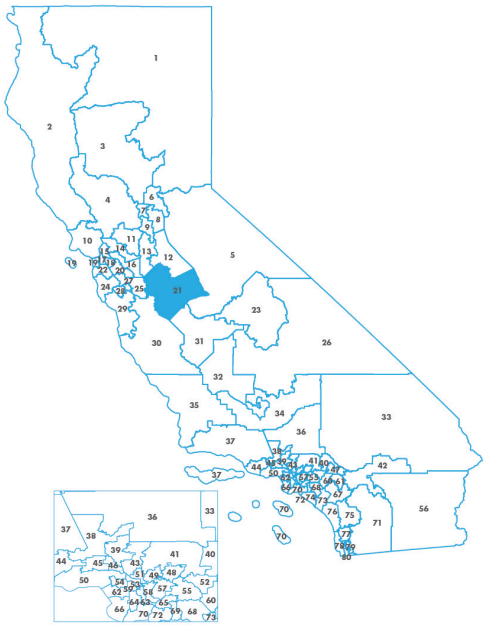


ASSEMBLYMEMBER
ADAM GRAY

ASSEMBLY
DISTRICT 21
SNAPSHOT

Cap-and-Trade Dollars at Work Across California

California Climate Investments is a statewide program that puts billions of Cap-and-Trade dollars to work reducing greenhouse gas emissions, strengthening the economy, and improving public health and the environment, particularly in disadvantaged communities.



For an interactive map of investments statewide, visit caclimateinvestments.ca.gov.



\$205.8 million

Cap-and-Trade dollars implemented within the District through May 31, 2020



72.6%

of total funds invested within the District benefiting priority populations



26,604

projects, rebates, and vouchers implemented within the District



6,196,332

MTCO₂e estimated over reduction timeframe

Statewide Co-Benefits



improved
air quality



reduced
water use



enhanced
ecosystems



employment &
economic development



greater transit
accessibility



dollar
savings

Some projects are not located at a single address, and therefore could be attributable to multiple legislative districts. For projects that physically cross multiple legislative districts (e.g., transit projects), the entire project funding and other benefits are attributed to all relevant districts. For projects that report at the census tract level (e.g., vouchers, rebates, and household installations), the entire project funding and other benefits are attributed to a single district, determined by which district includes the majority of the census tract.

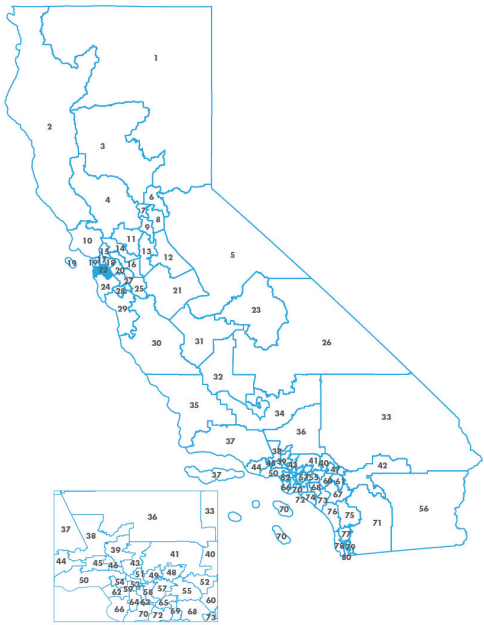


ASSEMBLYMEMBER
KEVIN MULLIN

ASSEMBLY
DISTRICT 22
SNAPSHOT

Cap-and-Trade Dollars at Work Across California

California Climate Investments is a statewide program that puts billions of Cap-and-Trade dollars to work reducing greenhouse gas emissions, strengthening the economy, and improving public health and the environment, particularly in disadvantaged communities.



For an interactive map of investments statewide, visit caclimateinvestments.ca.gov.



\$44.1 million

Cap-and-Trade dollars implemented within the District through May 31, 2020



42.3%

of total funds invested within the District benefiting priority populations



8,442

projects, rebates, and vouchers implemented within the District



254,981

MTCO₂e estimated over reduction timeframe



High-Speed Rail

High-Speed Rail is also using Cap-and-Trade dollars to electrify Caltrain from San Francisco to San Jose (AD 17, AD 22, AD 24, AD 25, and AD 27) and for grade separation in San Mateo.

Statewide Co-Benefits



improved
air quality



reduced
water use



enhanced
ecosystems



employment &
economic development



greater transit
accessibility



dollar
savings

Some projects are not located at a single address, and therefore could be attributable to multiple legislative districts. For projects that physically cross multiple legislative districts (e.g., transit projects), the entire project funding and other benefits are attributed to all relevant districts. For projects that report at the census tract level (e.g., vouchers, rebates, and household installations), the entire project funding and other benefits are attributed to a single district, determined by which district includes the majority of the census tract.

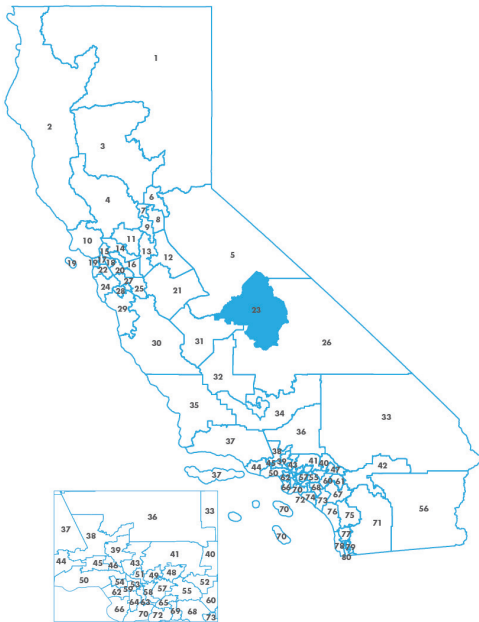


ASSEMBLYMEMBER
JIM PATTERSON

ASSEMBLY
DISTRICT 23
SNAPSHOT

Cap-and-Trade Dollars at Work Across California

California Climate Investments is a statewide program that puts billions of Cap-and-Trade dollars to work reducing greenhouse gas emissions, strengthening the economy, and improving public health and the environment, particularly in disadvantaged communities.



For an interactive map of investments statewide, visit caclimateinvestments.ca.gov.



\$125.1 million

Cap-and-Trade dollars implemented within the District through May 31, 2020



51.0%

of total funds invested within the District benefiting priority populations



6,731

projects, rebates, and vouchers implemented within the District



64,497,563

MTCO₂e estimated over reduction timeframe



\$1.158 billion for High-Speed Rail

Statewide Co-Benefits



improved
air quality



reduced
water use



enhanced
ecosystems



employment &
economic development



greater transit
accessibility



dollar
savings

Some projects are not located at a single address, and therefore could be attributable to multiple legislative districts. For projects that physically cross multiple legislative districts (e.g., transit projects), the entire project funding and other benefits are attributed to all relevant districts. For projects that report at the census tract level (e.g., vouchers, rebates, and household installations), the entire project funding and other benefits are attributed to a single district, determined by which district includes the majority of the census tract.

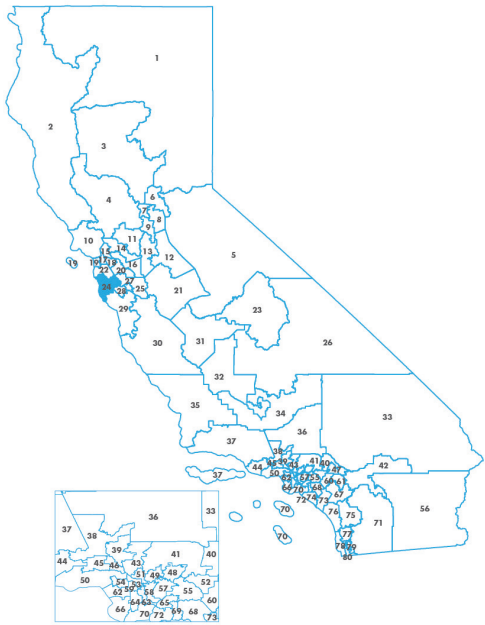


ASSEMBLYMEMBER
MARC BERMAN

ASSEMBLY
DISTRICT 24
SNAPSHOT

Cap-and-Trade Dollars at Work Across California

California Climate Investments is a statewide program that puts billions of Cap-and-Trade dollars to work reducing greenhouse gas emissions, strengthening the economy, and improving public health and the environment, particularly in disadvantaged communities.



For an interactive map of investments statewide, visit caclimateinvestments.ca.gov.



\$57.7 million

Cap-and-Trade dollars implemented within the District through May 31, 2020



38.0%

of total funds invested within the District benefiting priority populations



12,069

projects, rebates, and vouchers implemented within the District



309,696

MTCO₂e estimated over reduction timeframe



High-Speed Rail

High-Speed Rail is also using Cap-and-Trade dollars to electrify Caltrain from San Francisco to San Jose (AD 17, AD 22, AD 24, AD 25, and AD 27).

Statewide Co-Benefits



improved
air quality



reduced
water use



enhanced
ecosystems



employment &
economic development



greater transit
accessibility



dollar
savings

Some projects are not located at a single address, and therefore could be attributable to multiple legislative districts. For projects that physically cross multiple legislative districts (e.g., transit projects), the entire project funding and other benefits are attributed to all relevant districts. For projects that report at the census tract level (e.g., vouchers, rebates, and household installations), the entire project funding and other benefits are attributed to a single district, determined by which district includes the majority of the census tract.

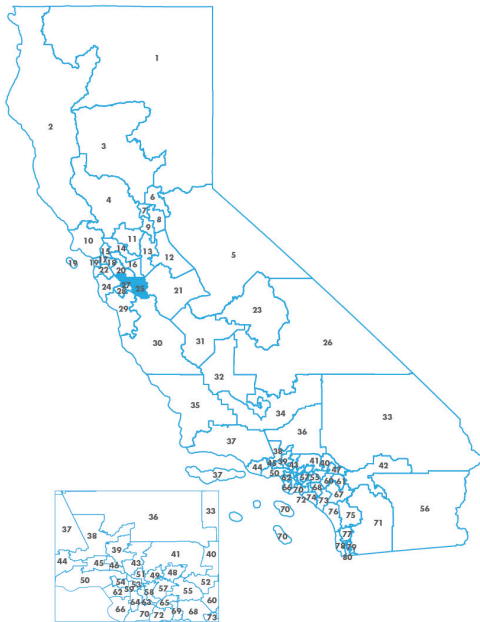


ASSEMBLYMEMBER
KANSEN CHU

ASSEMBLY
DISTRICT 25
SNAPSHOT

Cap-and-Trade Dollars at Work Across California

California Climate Investments is a statewide program that puts billions of Cap-and-Trade dollars to work reducing greenhouse gas emissions, strengthening the economy, and improving public health and the environment, particularly in disadvantaged communities.



For an interactive map of investments statewide, visit caclimateinvestments.ca.gov.



\$79.7 million

Cap-and-Trade dollars implemented within the District through May 31, 2020



47.6%

of total funds invested within the District benefiting priority populations



16,526

projects, rebates, and vouchers implemented within the District



1,497,066

MTCO₂e estimated over reduction timeframe



High-Speed Rail

High-Speed Rail is also using Cap-and-Trade dollars to electrify Caltrain from San Francisco to San Jose (AD 17, AD 22, AD 24, AD 25, and AD 27).

Statewide Co-Benefits



improved
air quality



reduced
water use



enhanced
ecosystems



employment &
economic development



greater transit
accessibility



dollar
savings

Some projects are not located at a single address, and therefore could be attributable to multiple legislative districts. For projects that physically cross multiple legislative districts (e.g., transit projects), the entire project funding and other benefits are attributed to all relevant districts. For projects that report at the census tract level (e.g., vouchers, rebates, and household installations), the entire project funding and other benefits are attributed to a single district, determined by which district includes the majority of the census tract.

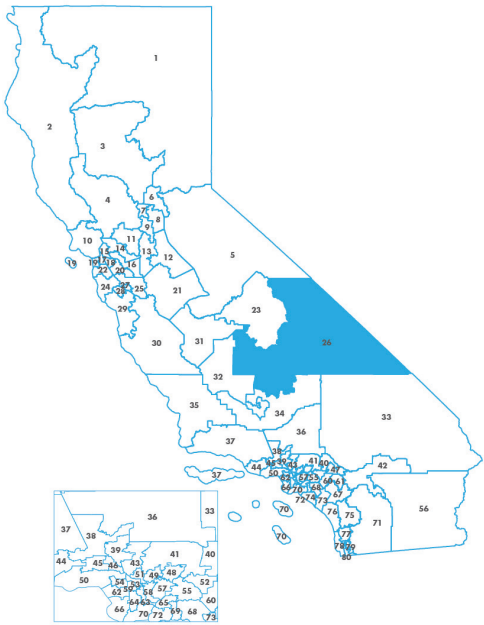


ASSEMBLYMEMBER
DEVON MATHIS

ASSEMBLY
DISTRICT 26
SNAPSHOT

Cap-and-Trade Dollars at Work Across California

California Climate Investments is a statewide program that puts billions of Cap-and-Trade dollars to work reducing greenhouse gas emissions, strengthening the economy, and improving public health and the environment, particularly in disadvantaged communities.



For an interactive map of investments statewide, visit caclimateinvestments.ca.gov.



\$229.2 million

Cap-and-Trade dollars implemented within the District through May 31, 2020



87.3%

of total funds invested within the District benefiting priority populations



6,072

projects, rebates, and vouchers implemented within the District



9,125,677

MTCO₂e estimated over reduction timeframe

Statewide Co-Benefits



improved
air quality



reduced
water use



enhanced
ecosystems



employment &
economic development



greater transit
accessibility



dollar
savings

Some projects are not located at a single address, and therefore could be attributable to multiple legislative districts. For projects that physically cross multiple legislative districts (e.g., transit projects), the entire project funding and other benefits are attributed to all relevant districts. For projects that report at the census tract level (e.g., vouchers, rebates, and household installations), the entire project funding and other benefits are attributed to a single district, determined by which district includes the majority of the census tract.

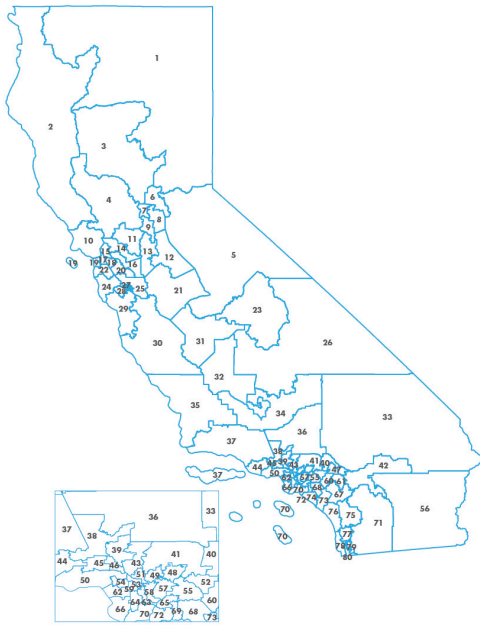


ASSEMBLYMEMBER
ASH KALRA

ASSEMBLY
DISTRICT 27
SNAPSHOT

Cap-and-Trade Dollars at Work Across California

California Climate Investments is a statewide program that puts billions of Cap-and-Trade dollars to work reducing greenhouse gas emissions, strengthening the economy, and improving public health and the environment, particularly in disadvantaged communities.



For an interactive map of investments statewide, visit caclimateinvestments.ca.gov.



\$90.9 million

Cap-and-Trade dollars implemented within the District through May 31, 2020



74.5%

of total funds invested within the District benefiting priority populations



12,676

projects, rebates, and vouchers implemented within the District



1,045,233

MTCO₂e estimated over reduction timeframe



High-Speed Rail

High-Speed Rail is also using Cap-and-Trade dollars to electrify Caltrain from San Francisco to San Jose (AD 17, AD 22, AD 24, AD 25, and AD 27).

Statewide Co-Benefits



improved
air quality



reduced
water use



enhanced
ecosystems



employment &
economic development



greater transit
accessibility



dollar
savings

Some projects are not located at a single address, and therefore could be attributable to multiple legislative districts. For projects that physically cross multiple legislative districts (e.g., transit projects), the entire project funding and other benefits are attributed to all relevant districts. For projects that report at the census tract level (e.g., vouchers, rebates, and household installations), the entire project funding and other benefits are attributed to a single district, determined by which district includes the majority of the census tract.

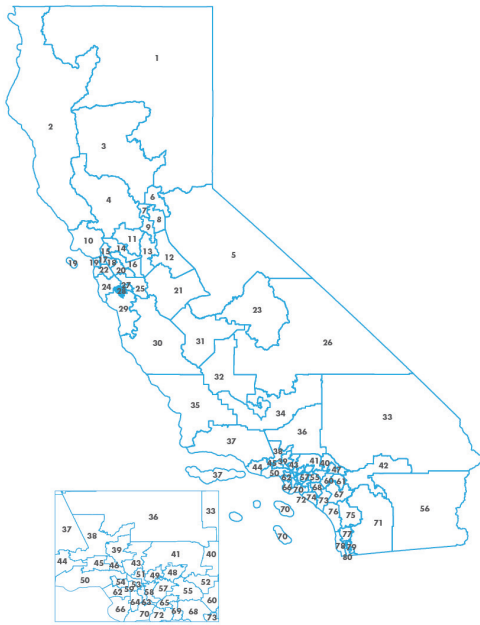


ASSEMBLYMEMBER
EVAN LOW

ASSEMBLY
DISTRICT 28
SNAPSHOT

Cap-and-Trade Dollars at Work Across California

California Climate Investments is a statewide program that puts billions of Cap-and-Trade dollars to work reducing greenhouse gas emissions, strengthening the economy, and improving public health and the environment, particularly in disadvantaged communities.



For an interactive map of investments statewide, visit caclimateinvestments.ca.gov.



\$74.8 million

Cap-and-Trade dollars implemented within the District through May 31, 2020



46.6%

of total funds invested within the District benefiting priority populations



14,062

projects, rebates, and vouchers implemented within the District



1,095,498

MTCO₂e estimated over reduction timeframe

Statewide Co-Benefits



improved
air quality



reduced
water use



enhanced
ecosystems



employment &
economic development



greater transit
accessibility



dollar
savings

Some projects are not located at a single address, and therefore could be attributable to multiple legislative districts. For projects that physically cross multiple legislative districts (e.g., transit projects), the entire project funding and other benefits are attributed to all relevant districts. For projects that report at the census tract level (e.g., vouchers, rebates, and household installations), the entire project funding and other benefits are attributed to a single district, determined by which district includes the majority of the census tract.

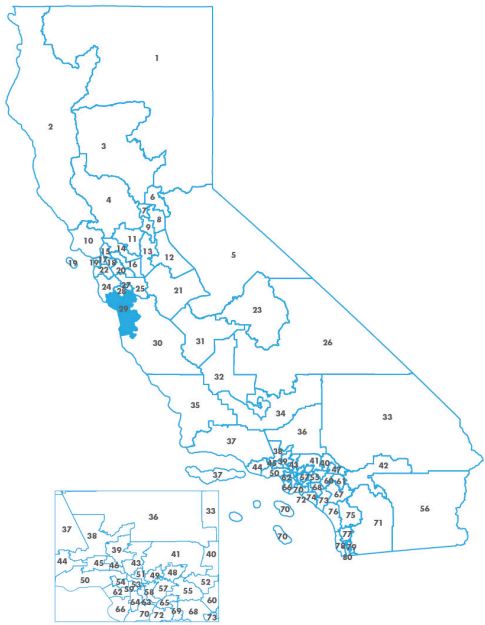


ASSEMBLYMEMBER
MARK STONE

ASSEMBLY
DISTRICT 29
SNAPSHOT

Cap-and-Trade Dollars at Work Across California

California Climate Investments is a statewide program that puts billions of Cap-and-Trade dollars to work reducing greenhouse gas emissions, strengthening the economy, and improving public health and the environment, particularly in disadvantaged communities.



For an interactive map of investments statewide, visit caclimateinvestments.ca.gov.



\$54.7 million

Cap-and-Trade dollars implemented within the District through May 31, 2020



26.5%

of total funds invested within the District benefiting priority populations



8,753

projects, rebates, and vouchers implemented within the District



290,651

MTCO₂e estimated over reduction timeframe

Statewide Co-Benefits



improved
air quality



reduced
water use



enhanced
ecosystems



employment &
economic development



greater transit
accessibility



dollar
savings

Some projects are not located at a single address, and therefore could be attributable to multiple legislative districts. For projects that physically cross multiple legislative districts (e.g., transit projects), the entire project funding and other benefits are attributed to all relevant districts. For projects that report at the census tract level (e.g., vouchers, rebates, and household installations), the entire project funding and other benefits are attributed to a single district, determined by which district includes the majority of the census tract.



ASSEMBLYMEMBER
ROBERT RIVAS

ASSEMBLY
DISTRICT 30
SNAPSHOT

Cap-and-Trade Dollars at Work Across California

California Climate Investments is a statewide program that puts billions of Cap-and-Trade dollars to work reducing greenhouse gas emissions, strengthening the economy, and improving public health and the environment, particularly in disadvantaged communities.



For an interactive map of investments statewide, visit caclimateinvestments.ca.gov.



\$72.5 million

Cap-and-Trade dollars implemented within the District through May 31, 2020



59.3%

of total funds invested within the District benefiting priority populations



7,787

projects, rebates, and vouchers implemented within the District



952,060

MTCO₂e estimated over reduction timeframe

Statewide Co-Benefits



improved
air quality



reduced
water use



enhanced
ecosystems



employment &
economic development



greater transit
accessibility



dollar
savings

Some projects are not located at a single address, and therefore could be attributable to multiple legislative districts. For projects that physically cross multiple legislative districts (e.g., transit projects), the entire project funding and other benefits are attributed to all relevant districts. For projects that report at the census tract level (e.g., vouchers, rebates, and household installations), the entire project funding and other benefits are attributed to a single district, determined by which district includes the majority of the census tract.

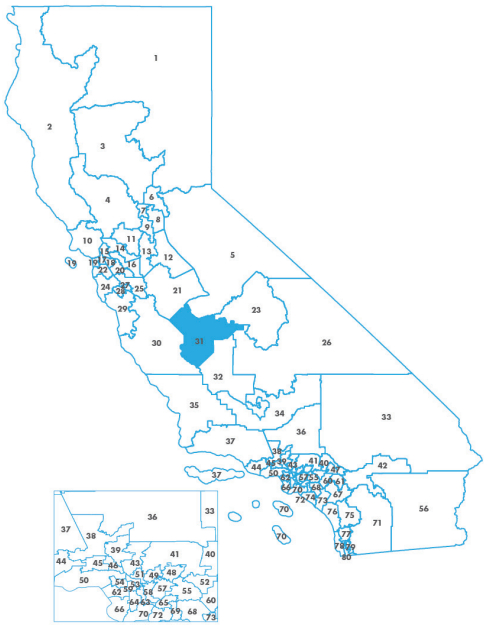


ASSEMBLYMEMBER
JOAQUIN ARAMBULA

ASSEMBLY
DISTRICT 31
SNAPSHOT

Cap-and-Trade Dollars at Work Across California

California Climate Investments is a statewide program that puts billions of Cap-and-Trade dollars to work reducing greenhouse gas emissions, strengthening the economy, and improving public health and the environment, particularly in disadvantaged communities.



For an interactive map of investments statewide, visit caclimateinvestments.ca.gov.



\$280.9 million

Cap-and-Trade dollars implemented within the District through May 31, 2020



95.6%

of total funds invested within the District benefiting priority populations



5,590

projects, rebates, and vouchers implemented within the District



66,423,951

MTCO₂e estimated over reduction timeframe



\$1.158 billion for High-Speed Rail

Statewide Co-Benefits



improved
air quality



reduced
water use



enhanced
ecosystems



employment &
economic development



greater transit
accessibility



dollar
savings

Some projects are not located at a single address, and therefore could be attributable to multiple legislative districts. For projects that physically cross multiple legislative districts (e.g., transit projects), the entire project funding and other benefits are attributed to all relevant districts. For projects that report at the census tract level (e.g., vouchers, rebates, and household installations), the entire project funding and other benefits are attributed to a single district, determined by which district includes the majority of the census tract.

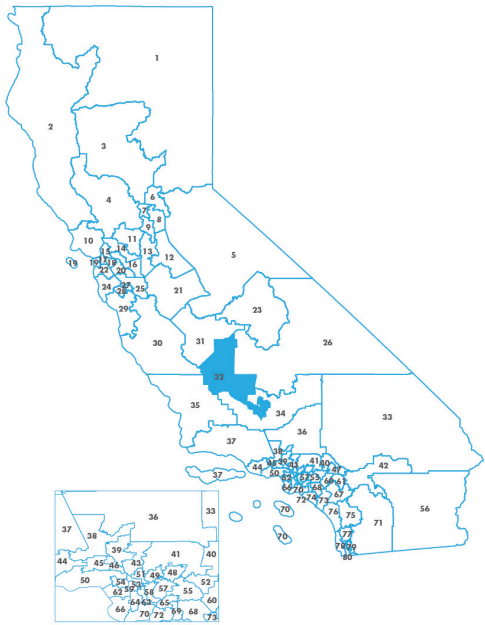


ASSEMBLYMEMBER
RUDY SALAS, JR.

ASSEMBLY
DISTRICT 32
SNAPSHOT

Cap-and-Trade Dollars at Work Across California

California Climate Investments is a statewide program that puts billions of Cap-and-Trade dollars to work reducing greenhouse gas emissions, strengthening the economy, and improving public health and the environment, particularly in disadvantaged communities.



For an interactive map of investments statewide, visit caclimateinvestments.ca.gov.



\$159.9 million

Cap-and-Trade dollars implemented within the District through May 31, 2020



61.3%

of total funds invested within the District benefiting priority populations



5,879

projects, rebates, and vouchers implemented within the District



7,733,027

MTCO₂e estimated over reduction timeframe

Statewide Co-Benefits



improved
air quality



reduced
water use



enhanced
ecosystems



employment &
economic development



greater transit
accessibility



dollar
savings

Some projects are not located at a single address, and therefore could be attributable to multiple legislative districts. For projects that physically cross multiple legislative districts (e.g., transit projects), the entire project funding and other benefits are attributed to all relevant districts. For projects that report at the census tract level (e.g., vouchers, rebates, and household installations), the entire project funding and other benefits are attributed to a single district, determined by which district includes the majority of the census tract.



Cap and Trade
Dollars at Work

ASSEMBLYMEMBER
JAY OBERNOLTE

ASSEMBLY
DISTRICT 33
SNAPSHOT

Cap-and-Trade Dollars at Work Across California

California Climate Investments is a statewide program that puts billions of Cap-and-Trade dollars to work reducing greenhouse gas emissions, strengthening the economy, and improving public health and the environment, particularly in disadvantaged communities.



For an interactive map of investments statewide, visit caclimateinvestments.ca.gov.



\$49.6 million

Cap-and-Trade dollars implemented within the District through May 31, 2020



83.5%

of total funds invested within the District benefiting priority populations



934

projects, rebates, and vouchers implemented within the District



301,277

MTCO₂e estimated over reduction timeframe

Statewide Co-Benefits



improved
air quality



reduced
water use



enhanced
ecosystems



employment &
economic development



greater transit
accessibility



dollar
savings

Some projects are not located at a single address, and therefore could be attributable to multiple legislative districts. For projects that physically cross multiple legislative districts (e.g., transit projects), the entire project funding and other benefits are attributed to all relevant districts. For projects that report at the census tract level (e.g., vouchers, rebates, and household installations), the entire project funding and other benefits are attributed to a single district, determined by which district includes the majority of the census tract.

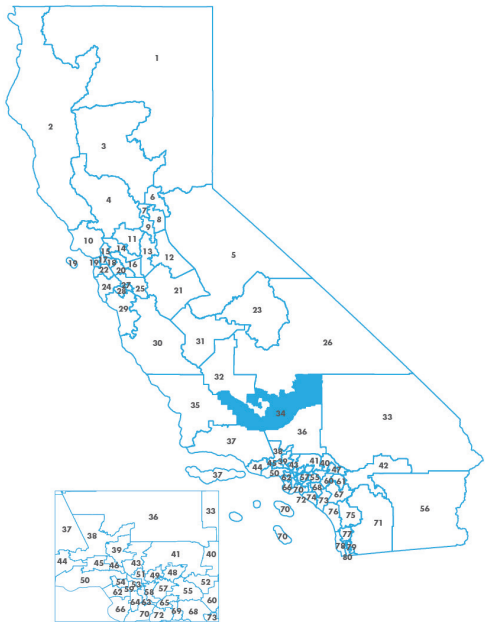


ASSEMBLYMEMBER
VINCE FONG

ASSEMBLY
DISTRICT 34
SNAPSHOT

Cap-and-Trade Dollars at Work Across California

California Climate Investments is a statewide program that puts billions of Cap-and-Trade dollars to work reducing greenhouse gas emissions, strengthening the economy, and improving public health and the environment, particularly in disadvantaged communities.



For an interactive map of investments statewide, visit caclimateinvestments.ca.gov.



\$32.8 million

Cap-and-Trade dollars implemented within the District through May 31, 2020



80.9%

of total funds invested within the District benefiting priority populations



4,189

projects, rebates, and vouchers implemented within the District



289,745

MTCO₂e estimated over reduction timeframe

Statewide Co-Benefits



improved
air quality



reduced
water use



enhanced
ecosystems



employment &
economic development



greater transit
accessibility



dollar
savings

Some projects are not located at a single address, and therefore could be attributable to multiple legislative districts. For projects that physically cross multiple legislative districts (e.g., transit projects), the entire project funding and other benefits are attributed to all relevant districts. For projects that report at the census tract level (e.g., vouchers, rebates, and household installations), the entire project funding and other benefits are attributed to a single district, determined by which district includes the majority of the census tract.

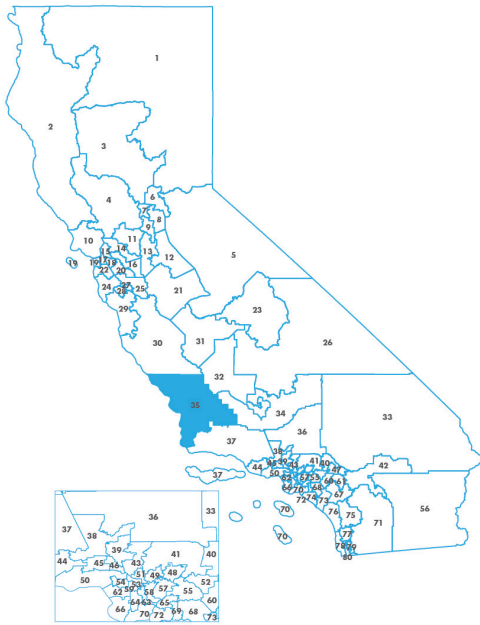


ASSEMBLYMEMBER
JORDAN CUNNINGHAM

ASSEMBLY
DISTRICT 35
SNAPSHOT

Cap-and-Trade Dollars at Work Across California

California Climate Investments is a statewide program that puts billions of Cap-and-Trade dollars to work reducing greenhouse gas emissions, strengthening the economy, and improving public health and the environment, particularly in disadvantaged communities.



For an interactive map of investments statewide, visit caclimateinvestments.ca.gov.



\$47.4 million

Cap-and-Trade dollars implemented within the District through May 31, 2020



37.4%

of total funds invested within the District benefiting priority populations



2,221

projects, rebates, and vouchers implemented within the District



190,089

MTCO₂e estimated over reduction timeframe

Statewide Co-Benefits



improved
air quality



reduced
water use



enhanced
ecosystems



employment &
economic development



greater transit
accessibility



dollar
savings

Some projects are not located at a single address, and therefore could be attributable to multiple legislative districts. For projects that physically cross multiple legislative districts (e.g., transit projects), the entire project funding and other benefits are attributed to all relevant districts. For projects that report at the census tract level (e.g., vouchers, rebates, and household installations), the entire project funding and other benefits are attributed to a single district, determined by which district includes the majority of the census tract.

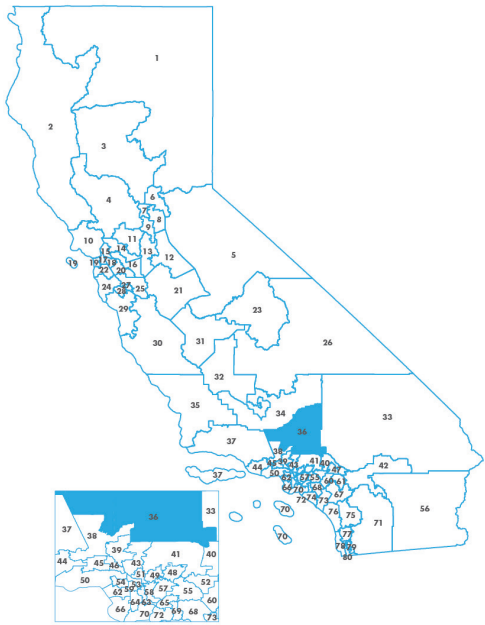


ASSEMBLYMEMBER
TOM LACKEY

ASSEMBLY
DISTRICT 36
SNAPSHOT

Cap-and-Trade Dollars at Work Across California

California Climate Investments is a statewide program that puts billions of Cap-and-Trade dollars to work reducing greenhouse gas emissions, strengthening the economy, and improving public health and the environment, particularly in disadvantaged communities.



For an interactive map of investments statewide, visit caclimateinvestments.ca.gov.



\$127.7 million

Cap-and-Trade dollars implemented within the District through May 31, 2020



95.0%

of total funds invested within the District benefiting priority populations



1,694

projects, rebates, and vouchers implemented within the District



863,888

MTCO₂e estimated over reduction timeframe

Statewide Co-Benefits



improved
air quality



reduced
water use



enhanced
ecosystems



employment &
economic development



greater transit
accessibility



dollar
savings

Some projects are not located at a single address, and therefore could be attributable to multiple legislative districts. For projects that physically cross multiple legislative districts (e.g., transit projects), the entire project funding and other benefits are attributed to all relevant districts. For projects that report at the census tract level (e.g., vouchers, rebates, and household installations), the entire project funding and other benefits are attributed to a single district, determined by which district includes the majority of the census tract.

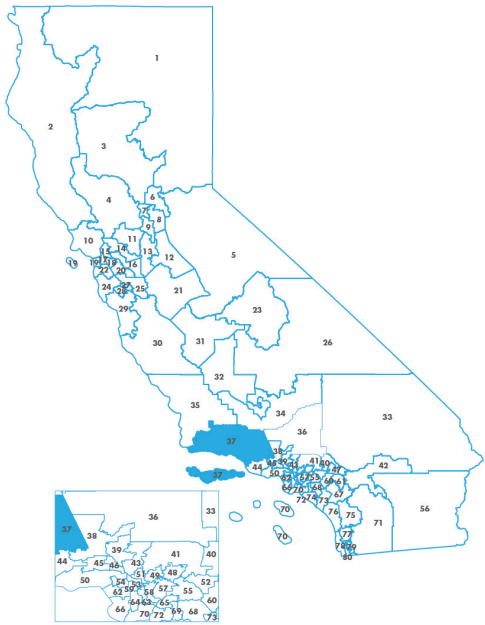


ASSEMBLYMEMBER
MONIQUE LIMÓN

ASSEMBLY
DISTRICT 37
SNAPSHOT

Cap-and-Trade Dollars at Work Across California

California Climate Investments is a statewide program that puts billions of Cap-and-Trade dollars to work reducing greenhouse gas emissions, strengthening the economy, and improving public health and the environment, particularly in disadvantaged communities.



For an interactive map of investments statewide, visit caclimateinvestments.ca.gov.



\$102.2 million

Cap-and-Trade dollars implemented within the District through May 31, 2020



77.2%

of total funds invested within the District benefiting priority populations



3,815

projects, rebates, and vouchers implemented within the District



405,208

MTCO₂e estimated over reduction timeframe

Statewide Co-Benefits



improved
air quality



reduced
water use



enhanced
ecosystems



employment &
economic development



greater transit
accessibility



dollar
savings

Some projects are not located at a single address, and therefore could be attributable to multiple legislative districts. For projects that physically cross multiple legislative districts (e.g., transit projects), the entire project funding and other benefits are attributed to all relevant districts. For projects that report at the census tract level (e.g., vouchers, rebates, and household installations), the entire project funding and other benefits are attributed to a single district, determined by which district includes the majority of the census tract.

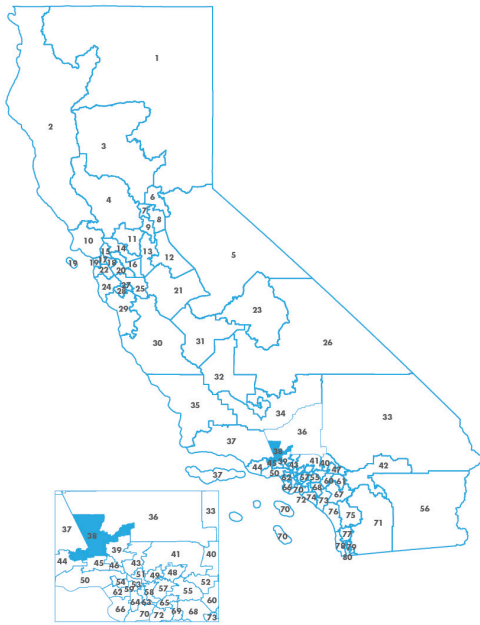


ASSEMBLYMEMBER
CHRISTY SMITH

ASSEMBLY
DISTRICT 38
SNAPSHOT

Cap-and-Trade Dollars at Work Across California

California Climate Investments is a statewide program that puts billions of Cap-and-Trade dollars to work reducing greenhouse gas emissions, strengthening the economy, and improving public health and the environment, particularly in disadvantaged communities.



For an interactive map of investments statewide, visit caclimateinvestments.ca.gov.



\$109.3 million

Cap-and-Trade dollars implemented within the District through May 31, 2020



89.7%

of total funds invested within the District benefiting priority populations



6,378

projects, rebates, and vouchers implemented within the District



789,872

MTCO₂e estimated over reduction timeframe

Statewide Co-Benefits



improved
air quality



reduced
water use



enhanced
ecosystems



employment &
economic development



greater transit
accessibility



dollar
savings

Some projects are not located at a single address, and therefore could be attributable to multiple legislative districts. For projects that physically cross multiple legislative districts (e.g., transit projects), the entire project funding and other benefits are attributed to all relevant districts. For projects that report at the census tract level (e.g., vouchers, rebates, and household installations), the entire project funding and other benefits are attributed to a single district, determined by which district includes the majority of the census tract.



ASSEMBLYMEMBER
LUZ RIVAS

ASSEMBLY
DISTRICT 39
SNAPSHOT

Cap-and-Trade Dollars at Work Across California

California Climate Investments is a statewide program that puts billions of Cap-and-Trade dollars to work reducing greenhouse gas emissions, strengthening the economy, and improving public health and the environment, particularly in disadvantaged communities.



For an interactive map of investments statewide, visit caclimateinvestments.ca.gov.



\$153.1 million

Cap-and-Trade dollars implemented within the District through May 31, 2020



98.8%

of total funds invested within the District benefiting priority populations



2,767

projects, rebates, and vouchers implemented within the District



883,709

MTCO₂e estimated over reduction timeframe

Statewide Co-Benefits



improved
air quality



reduced
water use



enhanced
ecosystems



employment &
economic development



greater transit
accessibility



dollar
savings

Some projects are not located at a single address, and therefore could be attributable to multiple legislative districts. For projects that physically cross multiple legislative districts (e.g., transit projects), the entire project funding and other benefits are attributed to all relevant districts. For projects that report at the census tract level (e.g., vouchers, rebates, and household installations), the entire project funding and other benefits are attributed to a single district, determined by which district includes the majority of the census tract.

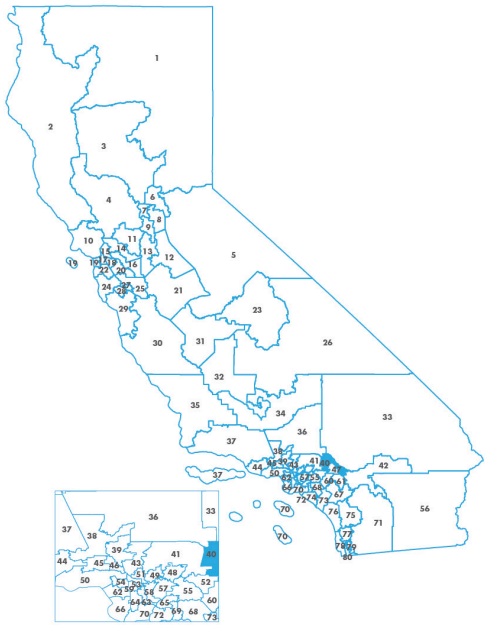


ASSEMBLYMEMBER
JAMES RAMOS

ASSEMBLY
DISTRICT 40
SNAPSHOT

Cap-and-Trade Dollars at Work Across California

California Climate Investments is a statewide program that puts billions of Cap-and-Trade dollars to work reducing greenhouse gas emissions, strengthening the economy, and improving public health and the environment, particularly in disadvantaged communities.



For an interactive map of investments statewide, visit caclimateinvestments.ca.gov.



\$98.8 million

Cap-and-Trade dollars implemented within the District through May 31, 2020



93.7%

of total funds invested within the District benefiting priority populations



9,295

projects, rebates, and vouchers implemented within the District



424,734

MTCO₂e estimated over reduction timeframe

Statewide Co-Benefits



improved
air quality



reduced
water use



enhanced
ecosystems



employment &
economic development



greater transit
accessibility



dollar
savings

Some projects are not located at a single address, and therefore could be attributable to multiple legislative districts. For projects that physically cross multiple legislative districts (e.g., transit projects), the entire project funding and other benefits are attributed to all relevant districts. For projects that report at the census tract level (e.g., vouchers, rebates, and household installations), the entire project funding and other benefits are attributed to a single district, determined by which district includes the majority of the census tract.

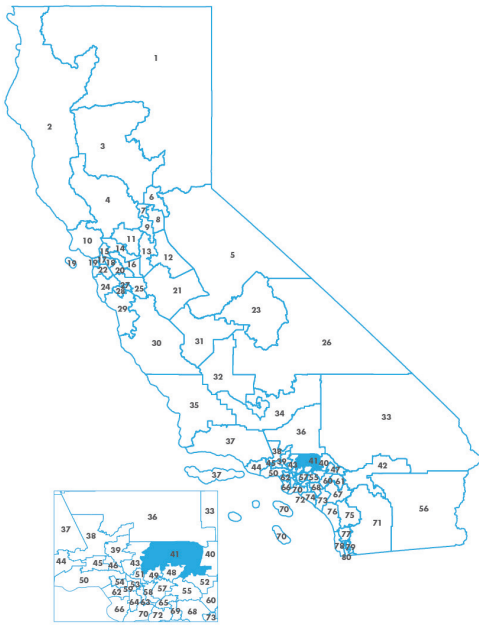


ASSEMBLYMEMBER
CHRIS HOLDEN

ASSEMBLY
DISTRICT 41
SNAPSHOT

Cap-and-Trade Dollars at Work Across California

California Climate Investments is a statewide program that puts billions of Cap-and-Trade dollars to work reducing greenhouse gas emissions, strengthening the economy, and improving public health and the environment, particularly in disadvantaged communities.



For an interactive map of investments statewide, visit caclimateinvestments.ca.gov.



\$113.9 million

Cap-and-Trade dollars implemented within the District through May 31, 2020



91.4%

of total funds invested within the District benefiting priority populations



6,200

projects, rebates, and vouchers implemented within the District



461,786

MTCO₂e estimated over reduction timeframe

Statewide Co-Benefits



improved
air quality



reduced
water use



enhanced
ecosystems



employment &
economic development



greater transit
accessibility



dollar
savings

Some projects are not located at a single address, and therefore could be attributable to multiple legislative districts. For projects that physically cross multiple legislative districts (e.g., transit projects), the entire project funding and other benefits are attributed to all relevant districts. For projects that report at the census tract level (e.g., vouchers, rebates, and household installations), the entire project funding and other benefits are attributed to a single district, determined by which district includes the majority of the census tract.



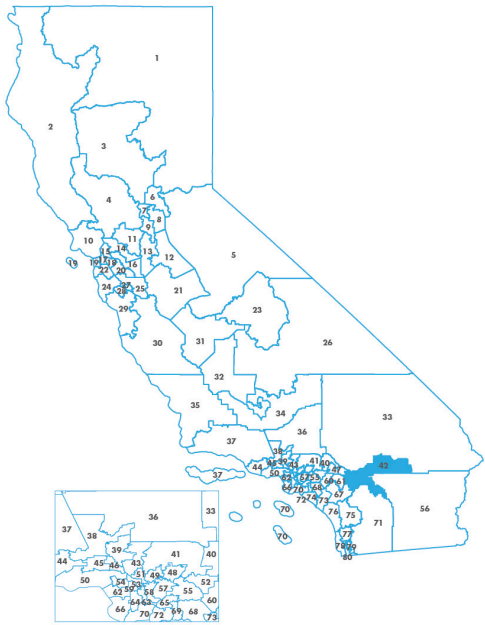
Cap and Trade
Dollars at Work

ASSEMBLYMEMBER
CHAD MAYES

ASSEMBLY
DISTRICT 42
SNAPSHOT

Cap-and-Trade Dollars at Work Across California

California Climate Investments is a statewide program that puts billions of Cap-and-Trade dollars to work reducing greenhouse gas emissions, strengthening the economy, and improving public health and the environment, particularly in disadvantaged communities.



For an interactive map of investments statewide, visit caclimateinvestments.ca.gov.



\$18.4 million

Cap-and-Trade dollars implemented within the District through May 31, 2020



82.3%

of total funds invested within the District benefiting priority populations



1,773

projects, rebates, and vouchers implemented within the District



48,322

MTCO₂e estimated over reduction timeframe

Statewide Co-Benefits



improved
air quality



reduced
water use



enhanced
ecosystems



employment &
economic development



greater transit
accessibility



dollar
savings

Some projects are not located at a single address, and therefore could be attributable to multiple legislative districts. For projects that physically cross multiple legislative districts (e.g., transit projects), the entire project funding and other benefits are attributed to all relevant districts. For projects that report at the census tract level (e.g., vouchers, rebates, and household installations), the entire project funding and other benefits are attributed to a single district, determined by which district includes the majority of the census tract.



ASSEMBLYMEMBER
LAURA FRIEDMAN

ASSEMBLY
DISTRICT 43
SNAPSHOT

Cap-and-Trade Dollars at Work Across California

California Climate Investments is a statewide program that puts billions of Cap-and-Trade dollars to work reducing greenhouse gas emissions, strengthening the economy, and improving public health and the environment, particularly in disadvantaged communities.



For an interactive map of investments statewide, visit caclimateinvestments.ca.gov.



\$120.2 million

Cap-and-Trade dollars implemented within the District through May 31, 2020



94.1%

of total funds invested within the District benefiting priority populations



6,428

projects, rebates, and vouchers implemented within the District



836,577

MTCO₂e estimated over reduction timeframe

Statewide Co-Benefits



improved
air quality



reduced
water use



enhanced
ecosystems



employment &
economic development



greater transit
accessibility



dollar
savings

Some projects are not located at a single address, and therefore could be attributable to multiple legislative districts. For projects that physically cross multiple legislative districts (e.g., transit projects), the entire project funding and other benefits are attributed to all relevant districts. For projects that report at the census tract level (e.g., vouchers, rebates, and household installations), the entire project funding and other benefits are attributed to a single district, determined by which district includes the majority of the census tract.



ASSEMBLYMEMBER
JACQUI IRWIN

ASSEMBLY
DISTRICT 44
SNAPSHOT

Cap-and-Trade Dollars at Work Across California

California Climate Investments is a statewide program that puts billions of Cap-and-Trade dollars to work reducing greenhouse gas emissions, strengthening the economy, and improving public health and the environment, particularly in disadvantaged communities.



For an interactive map of investments statewide, visit caclimateinvestments.ca.gov.



\$70.5 million

Cap-and-Trade dollars implemented within the District through May 31, 2020



89.1%

of total funds invested within the District benefiting priority populations



3,620

projects, rebates, and vouchers implemented within the District



342,078

MTCO₂e estimated over reduction timeframe

Statewide Co-Benefits



improved
air quality



reduced
water use



enhanced
ecosystems



employment &
economic development



greater transit
accessibility



dollar
savings

Some projects are not located at a single address, and therefore could be attributable to multiple legislative districts. For projects that physically cross multiple legislative districts (e.g., transit projects), the entire project funding and other benefits are attributed to all relevant districts. For projects that report at the census tract level (e.g., vouchers, rebates, and household installations), the entire project funding and other benefits are attributed to a single district, determined by which district includes the majority of the census tract.

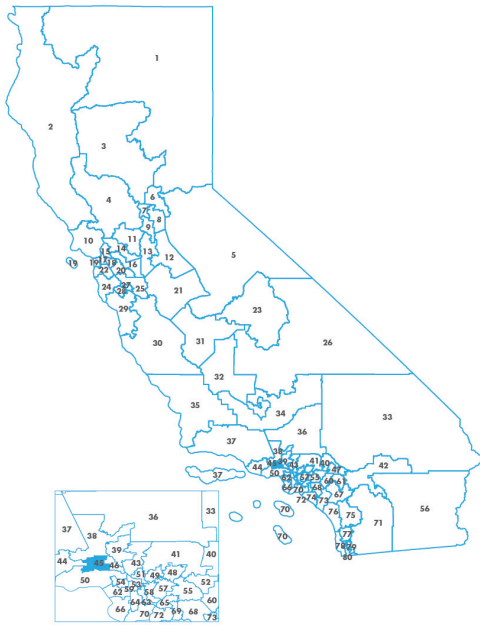


ASSEMBLYMEMBER
JESSE GABRIEL

ASSEMBLY
DISTRICT 45
SNAPSHOT

Cap-and-Trade Dollars at Work Across California

California Climate Investments is a statewide program that puts billions of Cap-and-Trade dollars to work reducing greenhouse gas emissions, strengthening the economy, and improving public health and the environment, particularly in disadvantaged communities.



For an interactive map of investments statewide, visit caclimateinvestments.ca.gov.



\$101.2 million

Cap-and-Trade dollars implemented within the District through May 31, 2020



85.0%

of total funds invested within the District benefiting priority populations



5,646

projects, rebates, and vouchers implemented within the District



646,530

MTCO₂e estimated over reduction timeframe

Statewide Co-Benefits



improved
air quality



reduced
water use



enhanced
ecosystems



employment &
economic development



greater transit
accessibility



dollar
savings

Some projects are not located at a single address, and therefore could be attributable to multiple legislative districts. For projects that physically cross multiple legislative districts (e.g., transit projects), the entire project funding and other benefits are attributed to all relevant districts. For projects that report at the census tract level (e.g., vouchers, rebates, and household installations), the entire project funding and other benefits are attributed to a single district, determined by which district includes the majority of the census tract.

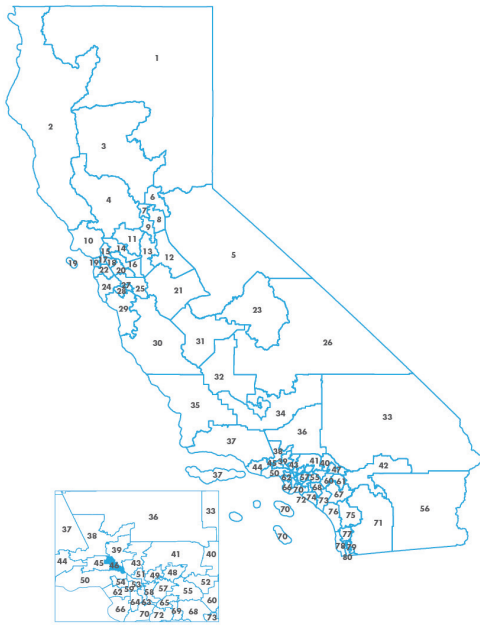


ASSEMBLYMEMBER
ADRIAN NAZARIAN

ASSEMBLY
DISTRICT 46
SNAPSHOT

Cap-and-Trade Dollars at Work Across California

California Climate Investments is a statewide program that puts billions of Cap-and-Trade dollars to work reducing greenhouse gas emissions, strengthening the economy, and improving public health and the environment, particularly in disadvantaged communities.



For an interactive map of investments statewide, visit caclimateinvestments.ca.gov.



\$98.2 million

Cap-and-Trade dollars implemented within the District through May 31, 2020



93.6%

of total funds invested within the District benefiting priority populations



5,267

projects, rebates, and vouchers implemented within the District



636,309

MTCO₂e estimated over reduction timeframe

Statewide Co-Benefits



improved
air quality



reduced
water use



enhanced
ecosystems



employment &
economic development



greater transit
accessibility



dollar
savings

Some projects are not located at a single address, and therefore could be attributable to multiple legislative districts. For projects that physically cross multiple legislative districts (e.g., transit projects), the entire project funding and other benefits are attributed to all relevant districts. For projects that report at the census tract level (e.g., vouchers, rebates, and household installations), the entire project funding and other benefits are attributed to a single district, determined by which district includes the majority of the census tract.

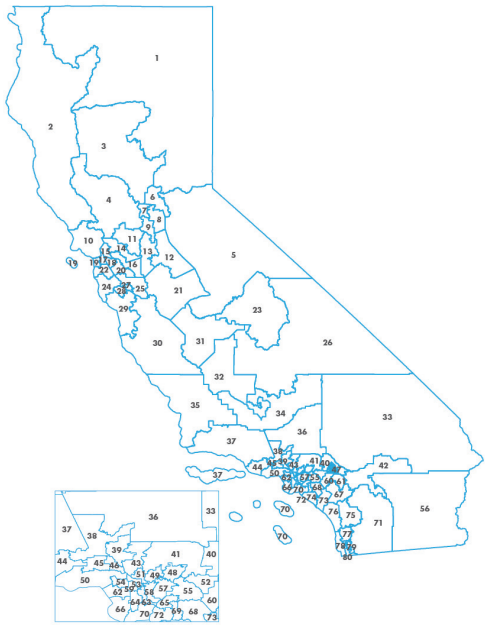


ASSEMBLYMEMBER
ELOISE GÓMEZ REYES

ASSEMBLY
DISTRICT 47
SNAPSHOT

Cap-and-Trade Dollars at Work Across California

California Climate Investments is a statewide program that puts billions of Cap-and-Trade dollars to work reducing greenhouse gas emissions, strengthening the economy, and improving public health and the environment, particularly in disadvantaged communities.



For an interactive map of investments statewide, visit caclimateinvestments.ca.gov.



\$135.8 million

Cap-and-Trade dollars implemented within the District through May 31, 2020



94.6%

of total funds invested within the District benefiting priority populations



2,527

projects, rebates, and vouchers implemented within the District



936,241

MTCO₂e estimated over reduction timeframe

Statewide Co-Benefits



improved
air quality



reduced
water use



enhanced
ecosystems



employment &
economic development



greater transit
accessibility



dollar
savings

Some projects are not located at a single address, and therefore could be attributable to multiple legislative districts. For projects that physically cross multiple legislative districts (e.g., transit projects), the entire project funding and other benefits are attributed to all relevant districts. For projects that report at the census tract level (e.g., vouchers, rebates, and household installations), the entire project funding and other benefits are attributed to a single district, determined by which district includes the majority of the census tract.

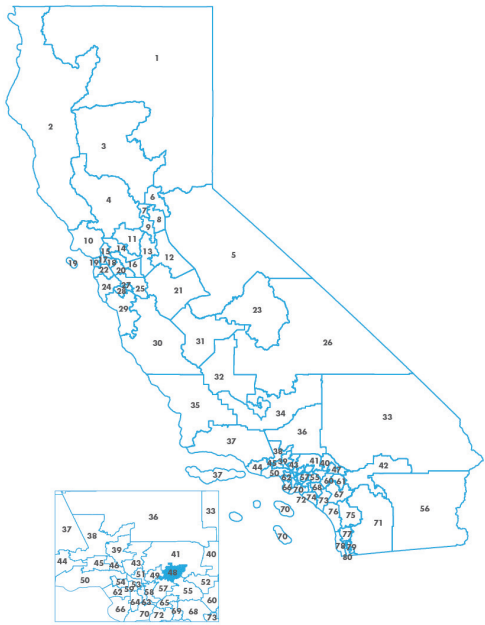


ASSEMBLYMEMBER
BLANCA RUBIO

ASSEMBLY
DISTRICT 48
SNAPSHOT

Cap-and-Trade Dollars at Work Across California

California Climate Investments is a statewide program that puts billions of Cap-and-Trade dollars to work reducing greenhouse gas emissions, strengthening the economy, and improving public health and the environment, particularly in disadvantaged communities.



For an interactive map of investments statewide, visit caclimateinvestments.ca.gov.



\$122.7 million

Cap-and-Trade dollars implemented within the District through May 31, 2020



97.2%

of total funds invested within the District benefiting priority populations



3,958

projects, rebates, and vouchers implemented within the District



428,897

MTCO₂e estimated over reduction timeframe

Statewide Co-Benefits



improved
air quality



reduced
water use



enhanced
ecosystems



employment &
economic development



greater transit
accessibility



dollar
savings

Some projects are not located at a single address, and therefore could be attributable to multiple legislative districts. For projects that physically cross multiple legislative districts (e.g., transit projects), the entire project funding and other benefits are attributed to all relevant districts. For projects that report at the census tract level (e.g., vouchers, rebates, and household installations), the entire project funding and other benefits are attributed to a single district, determined by which district includes the majority of the census tract.

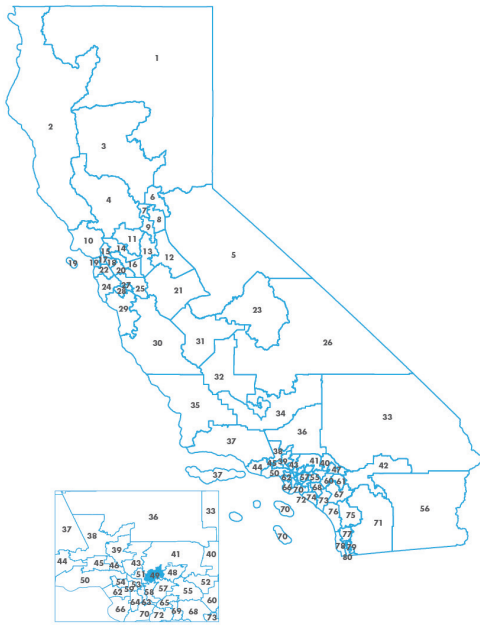


ASSEMBLYMEMBER
ED CHAU

ASSEMBLY
DISTRICT 49
SNAPSHOT

Cap-and-Trade Dollars at Work Across California

California Climate Investments is a statewide program that puts billions of Cap-and-Trade dollars to work reducing greenhouse gas emissions, strengthening the economy, and improving public health and the environment, particularly in disadvantaged communities.



For an interactive map of investments statewide, visit caclimateinvestments.ca.gov.



\$114.1 million

Cap-and-Trade dollars implemented within the District through May 31, 2020



92.3%

of total funds invested within the District benefiting priority populations



8,700

projects, rebates, and vouchers implemented within the District



409,412

MTCO₂e estimated over reduction timeframe

Statewide Co-Benefits



improved
air quality



reduced
water use



enhanced
ecosystems



employment &
economic development



greater transit
accessibility



dollar
savings

Some projects are not located at a single address, and therefore could be attributable to multiple legislative districts. For projects that physically cross multiple legislative districts (e.g., transit projects), the entire project funding and other benefits are attributed to all relevant districts. For projects that report at the census tract level (e.g., vouchers, rebates, and household installations), the entire project funding and other benefits are attributed to a single district, determined by which district includes the majority of the census tract.

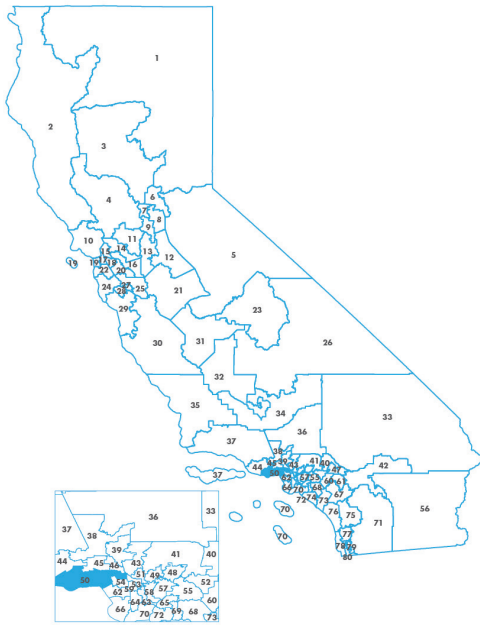


ASSEMBLYMEMBER
RICHARD BLOOM

ASSEMBLY
DISTRICT 50
SNAPSHOT

Cap-and-Trade Dollars at Work Across California

California Climate Investments is a statewide program that puts billions of Cap-and-Trade dollars to work reducing greenhouse gas emissions, strengthening the economy, and improving public health and the environment, particularly in disadvantaged communities.



For an interactive map of investments statewide, visit caclimateinvestments.ca.gov.



\$114.6 million

Cap-and-Trade dollars implemented within the District through May 31, 2020



81.3%

of total funds invested within the District benefiting priority populations



9,140

projects, rebates, and vouchers implemented within the District



612,398

MTCO₂e estimated over reduction timeframe

Statewide Co-Benefits



improved
air quality



reduced
water use



enhanced
ecosystems



employment &
economic development



greater transit
accessibility



dollar
savings

Some projects are not located at a single address, and therefore could be attributable to multiple legislative districts. For projects that physically cross multiple legislative districts (e.g., transit projects), the entire project funding and other benefits are attributed to all relevant districts. For projects that report at the census tract level (e.g., vouchers, rebates, and household installations), the entire project funding and other benefits are attributed to a single district, determined by which district includes the majority of the census tract.



ASSEMBLYMEMBER
WENDY CARRILLO

ASSEMBLY
DISTRICT 51
SNAPSHOT

Cap-and-Trade Dollars at Work Across California

California Climate Investments is a statewide program that puts billions of Cap-and-Trade dollars to work reducing greenhouse gas emissions, strengthening the economy, and improving public health and the environment, particularly in disadvantaged communities.



For an interactive map of investments statewide, visit caclimateinvestments.ca.gov.



\$157.7 million

Cap-and-Trade dollars implemented within the District through May 31, 2020



88.4%

of total funds invested within the District benefiting priority populations



4,384

projects, rebates, and vouchers implemented within the District



976,214

MTCO₂e estimated over reduction timeframe

Statewide Co-Benefits



improved
air quality



reduced
water use



enhanced
ecosystems



employment &
economic development



greater transit
accessibility



dollar
savings

Some projects are not located at a single address, and therefore could be attributable to multiple legislative districts. For projects that physically cross multiple legislative districts (e.g., transit projects), the entire project funding and other benefits are attributed to all relevant districts. For projects that report at the census tract level (e.g., vouchers, rebates, and household installations), the entire project funding and other benefits are attributed to a single district, determined by which district includes the majority of the census tract.

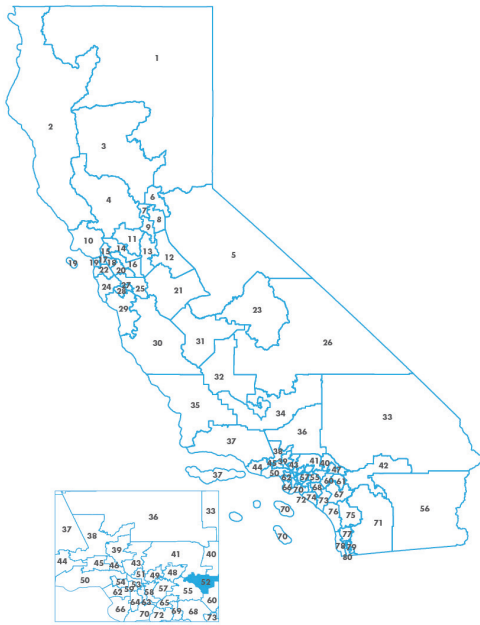


ASSEMBLYMEMBER
FREDDIE RODRIGUEZ

ASSEMBLY
DISTRICT 52
SNAPSHOT

Cap-and-Trade Dollars at Work Across California

California Climate Investments is a statewide program that puts billions of Cap-and-Trade dollars to work reducing greenhouse gas emissions, strengthening the economy, and improving public health and the environment, particularly in disadvantaged communities.



For an interactive map of investments statewide, visit caclimateinvestments.ca.gov.



\$197.6 million

Cap-and-Trade dollars implemented within the District through May 31, 2020



93.2%

of total funds invested within the District benefiting priority populations



3,939

projects, rebates, and vouchers implemented within the District



497,986

MTCO₂e estimated over reduction timeframe

Statewide Co-Benefits



improved
air quality



reduced
water use



enhanced
ecosystems



employment &
economic development



greater transit
accessibility



dollar
savings

Some projects are not located at a single address, and therefore could be attributable to multiple legislative districts. For projects that physically cross multiple legislative districts (e.g., transit projects), the entire project funding and other benefits are attributed to all relevant districts. For projects that report at the census tract level (e.g., vouchers, rebates, and household installations), the entire project funding and other benefits are attributed to a single district, determined by which district includes the majority of the census tract.



Cap and Trade
Dollars at Work

ASSEMBLYMEMBER
MIGUEL SANTIAGO

ASSEMBLY
DISTRICT 53
SNAPSHOT

Cap-and-Trade Dollars at Work Across California

California Climate Investments is a statewide program that puts billions of Cap-and-Trade dollars to work reducing greenhouse gas emissions, strengthening the economy, and improving public health and the environment, particularly in disadvantaged communities.



For an interactive map of investments statewide, visit caclimateinvestments.ca.gov.



\$250.4 million

Cap-and-Trade dollars implemented within the District through May 31, 2020



94.9%

of total funds invested within the District benefiting priority populations



2,598

projects, rebates, and vouchers implemented within the District



1,835,879

MTCO₂e estimated over reduction timeframe

Statewide Co-Benefits



improved
air quality



reduced
water use



enhanced
ecosystems



employment &
economic development



greater transit
accessibility



dollar
savings

Some projects are not located at a single address, and therefore could be attributable to multiple legislative districts. For projects that physically cross multiple legislative districts (e.g., transit projects), the entire project funding and other benefits are attributed to all relevant districts. For projects that report at the census tract level (e.g., vouchers, rebates, and household installations), the entire project funding and other benefits are attributed to a single district, determined by which district includes the majority of the census tract.

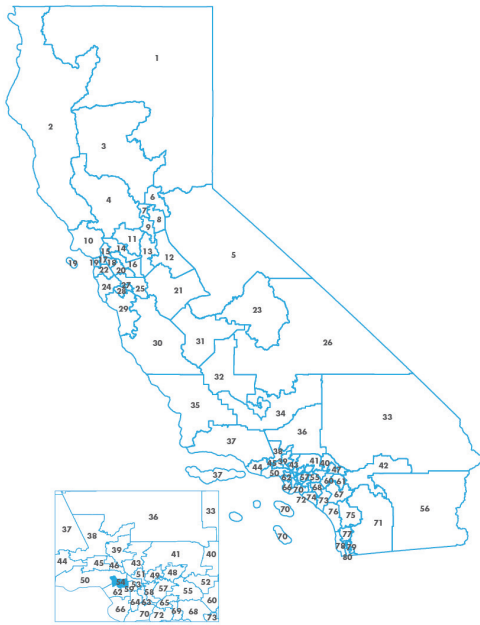


ASSEMBLYMEMBER
SYDNEY KAMLAGER

ASSEMBLY
DISTRICT 54
SNAPSHOT

Cap-and-Trade Dollars at Work Across California

California Climate Investments is a statewide program that puts billions of Cap-and-Trade dollars to work reducing greenhouse gas emissions, strengthening the economy, and improving public health and the environment, particularly in disadvantaged communities.



For an interactive map of investments statewide, visit caclimateinvestments.ca.gov.



\$111.9 million

Cap-and-Trade dollars implemented within the District through May 31, 2020



90.6%

of total funds invested within the District benefiting priority populations



5,214

projects, rebates, and vouchers implemented within the District



561,481

MTCO₂e estimated over reduction timeframe

Statewide Co-Benefits



improved
air quality



reduced
water use



enhanced
ecosystems



employment &
economic development



greater transit
accessibility



dollar
savings

Some projects are not located at a single address, and therefore could be attributable to multiple legislative districts. For projects that physically cross multiple legislative districts (e.g., transit projects), the entire project funding and other benefits are attributed to all relevant districts. For projects that report at the census tract level (e.g., vouchers, rebates, and household installations), the entire project funding and other benefits are attributed to a single district, determined by which district includes the majority of the census tract.



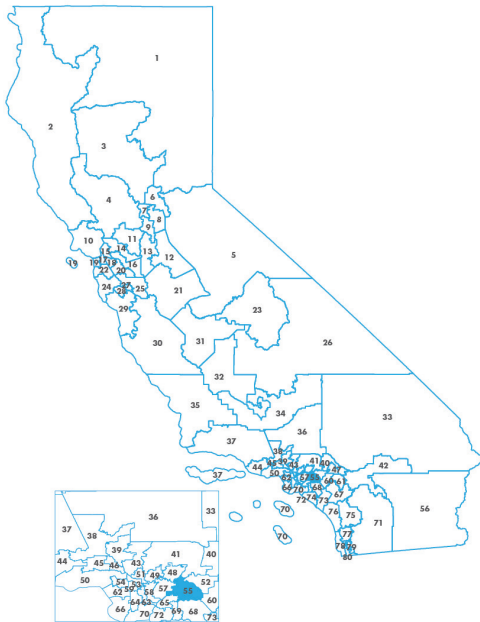
Cap and Trade
Dollars at Work

ASSEMBLYMEMBER
PHILLIP CHEN

ASSEMBLY
DISTRICT 55
SNAPSHOT

Cap-and-Trade Dollars at Work Across California

California Climate Investments is a statewide program that puts billions of Cap-and-Trade dollars to work reducing greenhouse gas emissions, strengthening the economy, and improving public health and the environment, particularly in disadvantaged communities.



For an interactive map of investments statewide, visit caclimateinvestments.ca.gov.



\$131.9 million

Cap-and-Trade dollars implemented within the District through May 31, 2020



58.0%

of total funds invested within the District benefiting priority populations



7,960

projects, rebates, and vouchers implemented within the District



563,019

MTCO₂e estimated over reduction timeframe

Statewide Co-Benefits



improved
air quality



reduced
water use



enhanced
ecosystems



employment &
economic development



greater transit
accessibility



dollar
savings

Some projects are not located at a single address, and therefore could be attributable to multiple legislative districts. For projects that physically cross multiple legislative districts (e.g., transit projects), the entire project funding and other benefits are attributed to all relevant districts. For projects that report at the census tract level (e.g., vouchers, rebates, and household installations), the entire project funding and other benefits are attributed to a single district, determined by which district includes the majority of the census tract.

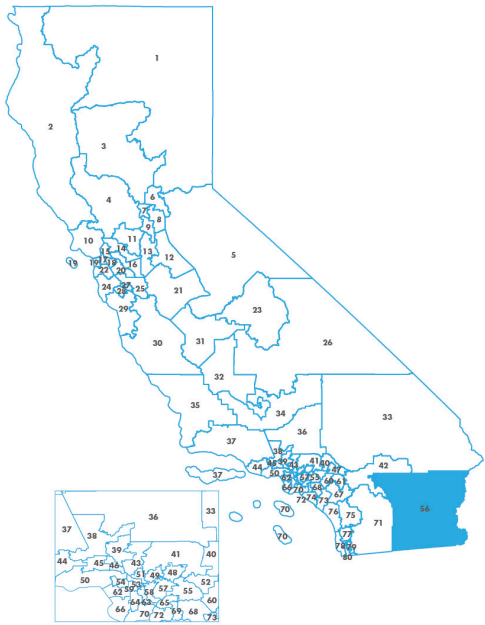


ASSEMBLYMEMBER
EDUARDO GARCIA

ASSEMBLY
DISTRICT 56
SNAPSHOT

Cap-and-Trade Dollars at Work Across California

California Climate Investments is a statewide program that puts billions of Cap-and-Trade dollars to work reducing greenhouse gas emissions, strengthening the economy, and improving public health and the environment, particularly in disadvantaged communities.



For an interactive map of investments statewide, visit caclimateinvestments.ca.gov.



\$75.1 million

Cap-and-Trade dollars implemented within the District through May 31, 2020



73.3%

of total funds invested within the District benefiting priority populations



1,441

projects, rebates, and vouchers implemented within the District



248,606

MTCO₂e estimated over reduction timeframe

Statewide Co-Benefits



improved
air quality



reduced
water use



enhanced
ecosystems



employment &
economic development



greater transit
accessibility



dollar
savings

Some projects are not located at a single address, and therefore could be attributable to multiple legislative districts. For projects that physically cross multiple legislative districts (e.g., transit projects), the entire project funding and other benefits are attributed to all relevant districts. For projects that report at the census tract level (e.g., vouchers, rebates, and household installations), the entire project funding and other benefits are attributed to a single district, determined by which district includes the majority of the census tract.

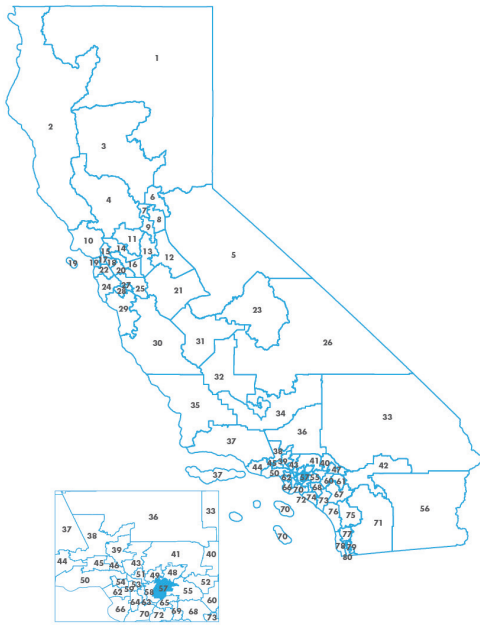


ASSEMBLYMEMBER
IAN CALDERON

ASSEMBLY
DISTRICT 57
SNAPSHOT

Cap-and-Trade Dollars at Work Across California

California Climate Investments is a statewide program that puts billions of Cap-and-Trade dollars to work reducing greenhouse gas emissions, strengthening the economy, and improving public health and the environment, particularly in disadvantaged communities.



For an interactive map of investments statewide, visit caclimateinvestments.ca.gov.



\$128.5 million

Cap-and-Trade dollars implemented within the District through May 31, 2020



97.2%

of total funds invested within the District benefiting priority populations



4,069

projects, rebates, and vouchers implemented within the District



749,396

MTCO₂e estimated over reduction timeframe

Statewide Co-Benefits



improved
air quality



reduced
water use



enhanced
ecosystems



employment &
economic development



greater transit
accessibility



dollar
savings

Some projects are not located at a single address, and therefore could be attributable to multiple legislative districts. For projects that physically cross multiple legislative districts (e.g., transit projects), the entire project funding and other benefits are attributed to all relevant districts. For projects that report at the census tract level (e.g., vouchers, rebates, and household installations), the entire project funding and other benefits are attributed to a single district, determined by which district includes the majority of the census tract.

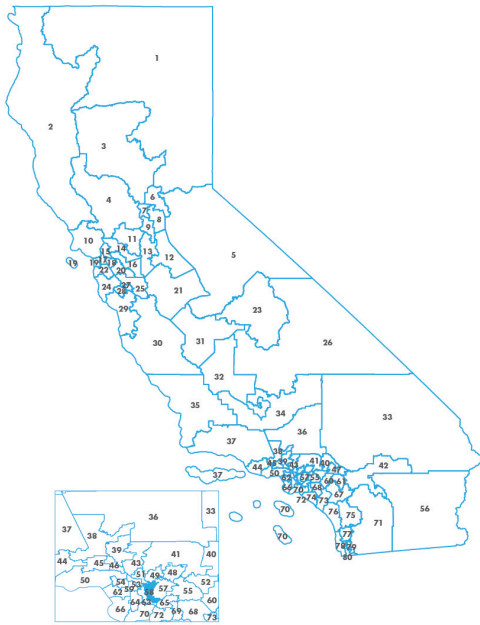


ASSEMBLYMEMBER
CRISTINA GARCIA

ASSEMBLY
DISTRICT 58
SNAPSHOT

Cap-and-Trade Dollars at Work Across California

California Climate Investments is a statewide program that puts billions of Cap-and-Trade dollars to work reducing greenhouse gas emissions, strengthening the economy, and improving public health and the environment, particularly in disadvantaged communities.



For an interactive map of investments statewide, visit caclimateinvestments.ca.gov.



\$109.7 million

Cap-and-Trade dollars implemented within the District through May 31, 2020



96.5%

of total funds invested within the District benefiting priority populations



3,301

projects, rebates, and vouchers implemented within the District



679,284

MTCO₂e estimated over reduction timeframe

Statewide Co-Benefits



improved
air quality



reduced
water use



enhanced
ecosystems



employment &
economic development



greater transit
accessibility



dollar
savings

Some projects are not located at a single address, and therefore could be attributable to multiple legislative districts. For projects that physically cross multiple legislative districts (e.g., transit projects), the entire project funding and other benefits are attributed to all relevant districts. For projects that report at the census tract level (e.g., vouchers, rebates, and household installations), the entire project funding and other benefits are attributed to a single district, determined by which district includes the majority of the census tract.



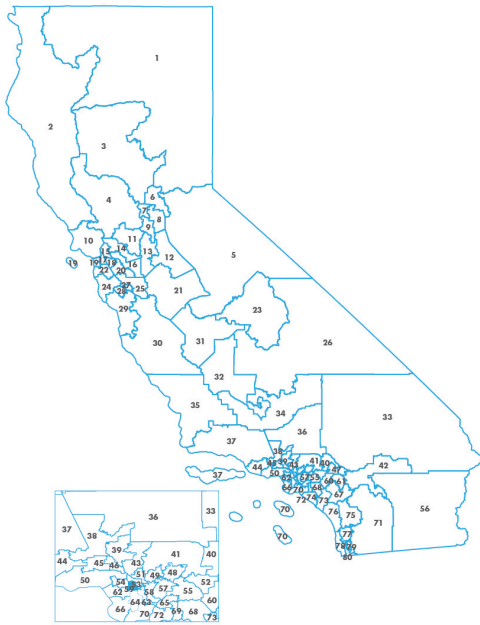
Cap and Trade
Dollars at Work

ASSEMBLYMEMBER
REGINALD JONES-
SAWYER, SR.

ASSEMBLY
DISTRICT 59
SNAPSHOT

Cap-and-Trade Dollars at Work Across California

California Climate Investments is a statewide program that puts billions of Cap-and-Trade dollars to work reducing greenhouse gas emissions, strengthening the economy, and improving public health and the environment, particularly in disadvantaged communities.



For an interactive map of investments statewide, visit caclimateinvestments.ca.gov.



\$129.2 million

Cap-and-Trade dollars implemented within the District through May 31, 2020



99.9%

of total funds invested within the District benefiting priority populations



1,272

projects, rebates, and vouchers implemented within the District



478,263

MTCO₂e estimated over reduction timeframe

Statewide Co-Benefits



improved
air quality



reduced
water use



enhanced
ecosystems



employment &
economic development



greater transit
accessibility



dollar
savings

Some projects are not located at a single address, and therefore could be attributable to multiple legislative districts. For projects that physically cross multiple legislative districts (e.g., transit projects), the entire project funding and other benefits are attributed to all relevant districts. For projects that report at the census tract level (e.g., vouchers, rebates, and household installations), the entire project funding and other benefits are attributed to a single district, determined by which district includes the majority of the census tract.



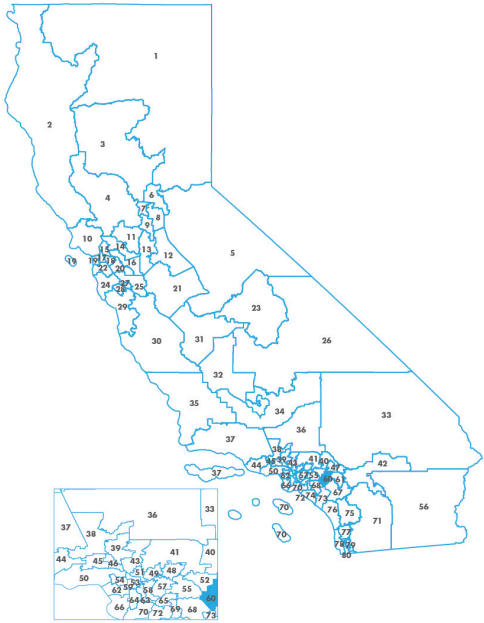
Cap and Trade
Dollars at Work

ASSEMBLYMEMBER
SABRINA CERVANTES

ASSEMBLY
DISTRICT 60
SNAPSHOT

Cap-and-Trade Dollars at Work Across California

California Climate Investments is a statewide program that puts billions of Cap-and-Trade dollars to work reducing greenhouse gas emissions, strengthening the economy, and improving public health and the environment, particularly in disadvantaged communities.



For an interactive map of investments statewide, visit caclimateinvestments.ca.gov.



\$75.4 million

Cap-and-Trade dollars implemented within the District through May 31, 2020



94.1%

of total funds invested within the District benefiting priority populations



3,592

projects, rebates, and vouchers implemented within the District



369,709

MTCO₂e estimated over reduction timeframe

Statewide Co-Benefits



improved
air quality



reduced
water use



enhanced
ecosystems



employment &
economic development



greater transit
accessibility



dollar
savings

Some projects are not located at a single address, and therefore could be attributable to multiple legislative districts. For projects that physically cross multiple legislative districts (e.g., transit projects), the entire project funding and other benefits are attributed to all relevant districts. For projects that report at the census tract level (e.g., vouchers, rebates, and household installations), the entire project funding and other benefits are attributed to a single district, determined by which district includes the majority of the census tract.



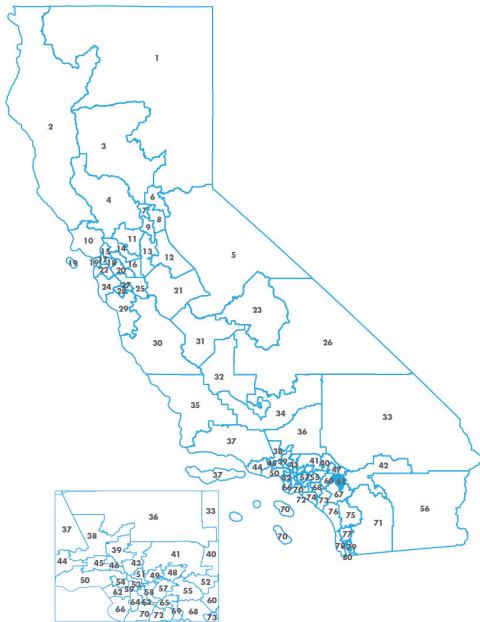
Cap and Trade
Dollars at Work

ASSEMBLYMEMBER
JOSE MEDINA

ASSEMBLY
DISTRICT 61
SNAPSHOT

Cap-and-Trade Dollars at Work Across California

California Climate Investments is a statewide program that puts billions of Cap-and-Trade dollars to work reducing greenhouse gas emissions, strengthening the economy, and improving public health and the environment, particularly in disadvantaged communities.



For an interactive map of investments statewide, visit caclimateinvestments.ca.gov.



\$120.7 million

Cap-and-Trade dollars implemented within the District through May 31, 2020



90.4%

of total funds invested within the District benefiting priority populations



2,307

projects, rebates, and vouchers implemented within the District



967,815

MTCO₂e estimated over reduction timeframe

Statewide Co-Benefits



improved
air quality



reduced
water use



enhanced
ecosystems



employment &
economic development



greater transit
accessibility



dollar
savings

Some projects are not located at a single address, and therefore could be attributable to multiple legislative districts. For projects that physically cross multiple legislative districts (e.g., transit projects), the entire project funding and other benefits are attributed to all relevant districts. For projects that report at the census tract level (e.g., vouchers, rebates, and household installations), the entire project funding and other benefits are attributed to a single district, determined by which district includes the majority of the census tract.

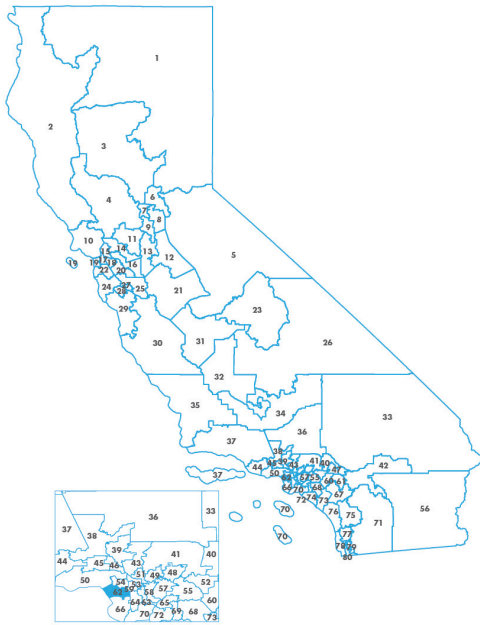


ASSEMBLYMEMBER
AUTUMN BURKE

ASSEMBLY
DISTRICT 62
SNAPSHOT

Cap-and-Trade Dollars at Work Across California

California Climate Investments is a statewide program that puts billions of Cap-and-Trade dollars to work reducing greenhouse gas emissions, strengthening the economy, and improving public health and the environment, particularly in disadvantaged communities.



For an interactive map of investments statewide, visit caclimateinvestments.ca.gov.



\$54.2 million

Cap-and-Trade dollars implemented within the District through May 31, 2020



89.9%

of total funds invested within the District benefiting priority populations



4,246

projects, rebates, and vouchers implemented within the District



276,701

MTCO₂e estimated over reduction timeframe

Statewide Co-Benefits



improved
air quality



reduced
water use



enhanced
ecosystems



employment &
economic development



greater transit
accessibility



dollar
savings

Some projects are not located at a single address, and therefore could be attributable to multiple legislative districts. For projects that physically cross multiple legislative districts (e.g., transit projects), the entire project funding and other benefits are attributed to all relevant districts. For projects that report at the census tract level (e.g., vouchers, rebates, and household installations), the entire project funding and other benefits are attributed to a single district, determined by which district includes the majority of the census tract.

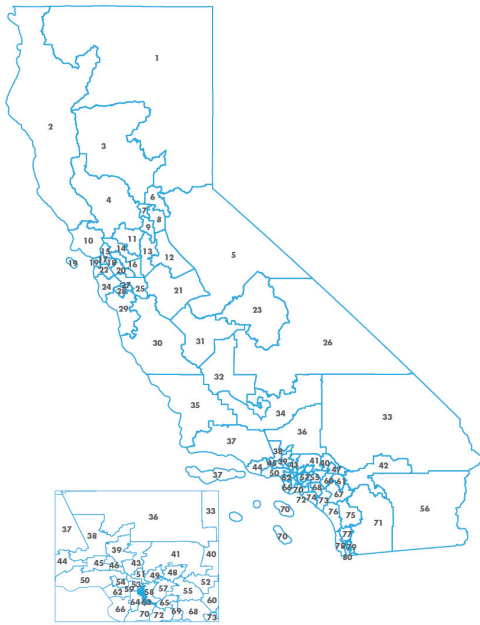


ASSEMBLYMEMBER
ANTHONY RENDON

ASSEMBLY
DISTRICT 63
SNAPSHOT

Cap-and-Trade Dollars at Work Across California

California Climate Investments is a statewide program that puts billions of Cap-and-Trade dollars to work reducing greenhouse gas emissions, strengthening the economy, and improving public health and the environment, particularly in disadvantaged communities.



For an interactive map of investments statewide, visit caclimateinvestments.ca.gov.



\$79.2 million

Cap-and-Trade dollars implemented within the District through May 31, 2020



98.6%

of total funds invested within the District benefiting priority populations



1,936

projects, rebates, and vouchers implemented within the District



426,345

MTCO₂e estimated over reduction timeframe

Statewide Co-Benefits



improved
air quality



reduced
water use



enhanced
ecosystems



employment &
economic development



greater transit
accessibility



dollar
savings

Some projects are not located at a single address, and therefore could be attributable to multiple legislative districts. For projects that physically cross multiple legislative districts (e.g., transit projects), the entire project funding and other benefits are attributed to all relevant districts. For projects that report at the census tract level (e.g., vouchers, rebates, and household installations), the entire project funding and other benefits are attributed to a single district, determined by which district includes the majority of the census tract.

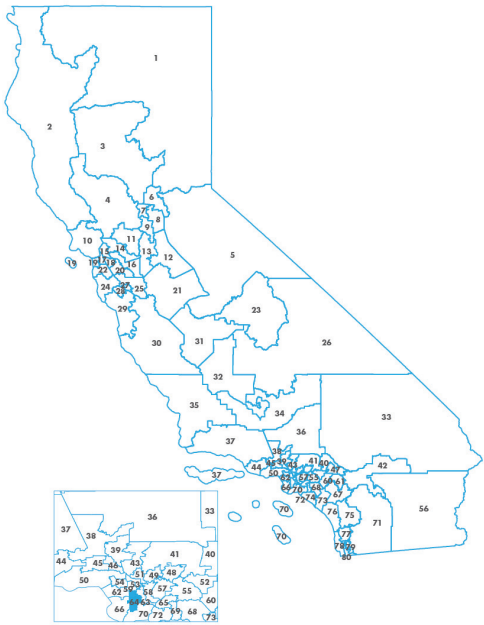


ASSEMBLYMEMBER
MIKE GIPSON

ASSEMBLY
DISTRICT 64
SNAPSHOT

Cap-and-Trade Dollars at Work Across California

California Climate Investments is a statewide program that puts billions of Cap-and-Trade dollars to work reducing greenhouse gas emissions, strengthening the economy, and improving public health and the environment, particularly in disadvantaged communities.



For an interactive map of investments statewide, visit caclimateinvestments.ca.gov.



\$247.0 million

Cap-and-Trade dollars implemented within the District through May 31, 2020



99.9%

of total funds invested within the District benefiting priority populations



2,738

projects, rebates, and vouchers implemented within the District



418,205

MTCO₂e estimated over reduction timeframe

Statewide Co-Benefits



improved
air quality



reduced
water use



enhanced
ecosystems



employment &
economic development



greater transit
accessibility



dollar
savings

Some projects are not located at a single address, and therefore could be attributable to multiple legislative districts. For projects that physically cross multiple legislative districts (e.g., transit projects), the entire project funding and other benefits are attributed to all relevant districts. For projects that report at the census tract level (e.g., vouchers, rebates, and household installations), the entire project funding and other benefits are attributed to a single district, determined by which district includes the majority of the census tract.



ASSEMBLYMEMBER
SHARON QUIRK-SILVA

ASSEMBLY
DISTRICT 65
SNAPSHOT

Cap-and-Trade Dollars at Work Across California

California Climate Investments is a statewide program that puts billions of Cap-and-Trade dollars to work reducing greenhouse gas emissions, strengthening the economy, and improving public health and the environment, particularly in disadvantaged communities.



For an interactive map of investments statewide, visit caclimateinvestments.ca.gov.



\$81.3 million

Cap-and-Trade dollars implemented within the District through May 31, 2020



93.9%

of total funds invested within the District benefiting priority populations



4,659

projects, rebates, and vouchers implemented within the District



382,171

MTCO₂e estimated over reduction timeframe

Statewide Co-Benefits



improved
air quality



reduced
water use



enhanced
ecosystems



employment &
economic development



greater transit
accessibility



dollar
savings

Some projects are not located at a single address, and therefore could be attributable to multiple legislative districts. For projects that physically cross multiple legislative districts (e.g., transit projects), the entire project funding and other benefits are attributed to all relevant districts. For projects that report at the census tract level (e.g., vouchers, rebates, and household installations), the entire project funding and other benefits are attributed to a single district, determined by which district includes the majority of the census tract.

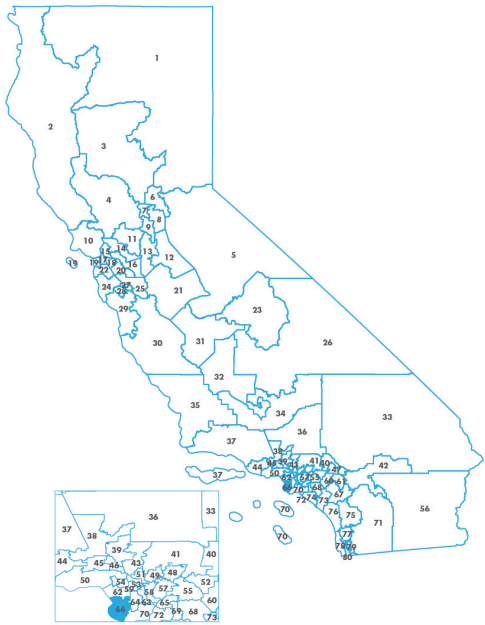


ASSEMBLYMEMBER
AL MURATSUCHI

ASSEMBLY
DISTRICT 66
SNAPSHOT

Cap-and-Trade Dollars at Work Across California

California Climate Investments is a statewide program that puts billions of Cap-and-Trade dollars to work reducing greenhouse gas emissions, strengthening the economy, and improving public health and the environment, particularly in disadvantaged communities.



For an interactive map of investments statewide, visit caclimateinvestments.ca.gov.



\$70.8 million

Cap-and-Trade dollars implemented within the District through May 31, 2020



78.2%

of total funds invested within the District benefiting priority populations



7,682

projects, rebates, and vouchers implemented within the District



294,211

MTCO₂e estimated over reduction timeframe

Statewide Co-Benefits



improved
air quality



reduced
water use



enhanced
ecosystems



employment &
economic development



greater transit
accessibility



dollar
savings

Some projects are not located at a single address, and therefore could be attributable to multiple legislative districts. For projects that physically cross multiple legislative districts (e.g., transit projects), the entire project funding and other benefits are attributed to all relevant districts. For projects that report at the census tract level (e.g., vouchers, rebates, and household installations), the entire project funding and other benefits are attributed to a single district, determined by which district includes the majority of the census tract.



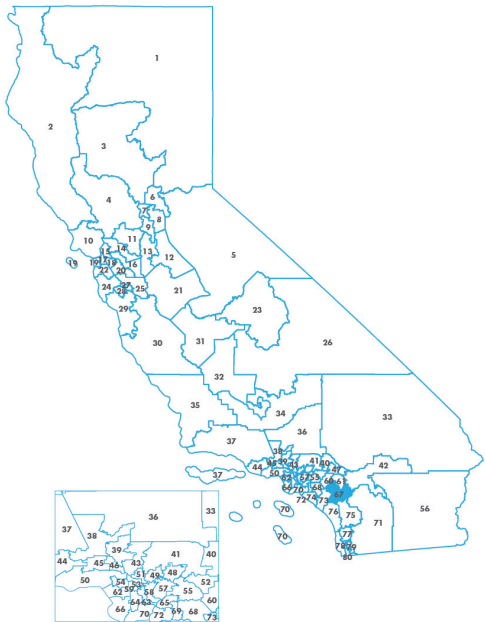
Cap and Trade
Dollars at Work

ASSEMBLYMEMBER
VACANT

ASSEMBLY
DISTRICT 67
SNAPSHOT

Cap-and-Trade Dollars at Work Across California

California Climate Investments is a statewide program that puts billions of Cap-and-Trade dollars to work reducing greenhouse gas emissions, strengthening the economy, and improving public health and the environment, particularly in disadvantaged communities.



For an interactive map of investments statewide, visit caclimateinvestments.ca.gov.



\$22.6 million

Cap-and-Trade dollars implemented within the District through May 31, 2020



59.2%

of total funds invested within the District benefiting priority populations



12,909

projects, rebates, and vouchers implemented within the District



63,476

MTCO₂e estimated over reduction timeframe

Statewide Co-Benefits



improved
air quality



reduced
water use



enhanced
ecosystems



employment &
economic development



greater transit
accessibility



dollar
savings

Some projects are not located at a single address, and therefore could be attributable to multiple legislative districts. For projects that physically cross multiple legislative districts (e.g., transit projects), the entire project funding and other benefits are attributed to all relevant districts. For projects that report at the census tract level (e.g., vouchers, rebates, and household installations), the entire project funding and other benefits are attributed to a single district, determined by which district includes the majority of the census tract.

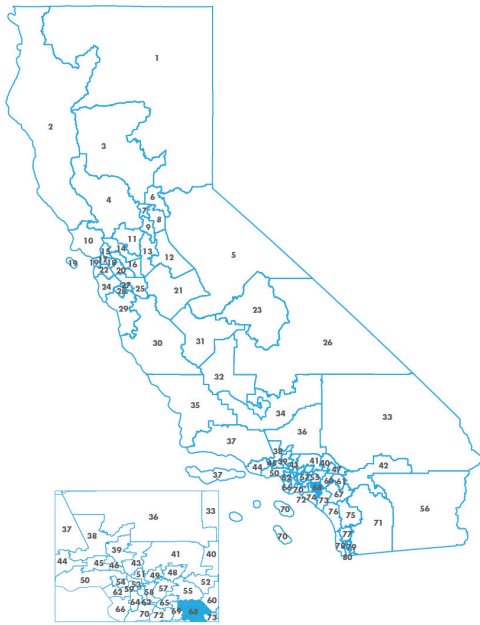


ASSEMBLYMEMBER
STEVEN CHOI

ASSEMBLY
DISTRICT 68
SNAPSHOT

Cap-and-Trade Dollars at Work Across California

California Climate Investments is a statewide program that puts billions of Cap-and-Trade dollars to work reducing greenhouse gas emissions, strengthening the economy, and improving public health and the environment, particularly in disadvantaged communities.



For an interactive map of investments statewide, visit caclimateinvestments.ca.gov.



\$96.4 million

Cap-and-Trade dollars implemented within the District through May 31, 2020



74.0%

of total funds invested within the District benefiting priority populations



11,112

projects, rebates, and vouchers implemented within the District



470,812

MTCO₂e estimated over reduction timeframe

Statewide Co-Benefits



improved
air quality



reduced
water use



enhanced
ecosystems



employment &
economic development



greater transit
accessibility



dollar
savings

Some projects are not located at a single address, and therefore could be attributable to multiple legislative districts. For projects that physically cross multiple legislative districts (e.g., transit projects), the entire project funding and other benefits are attributed to all relevant districts. For projects that report at the census tract level (e.g., vouchers, rebates, and household installations), the entire project funding and other benefits are attributed to a single district, determined by which district includes the majority of the census tract.



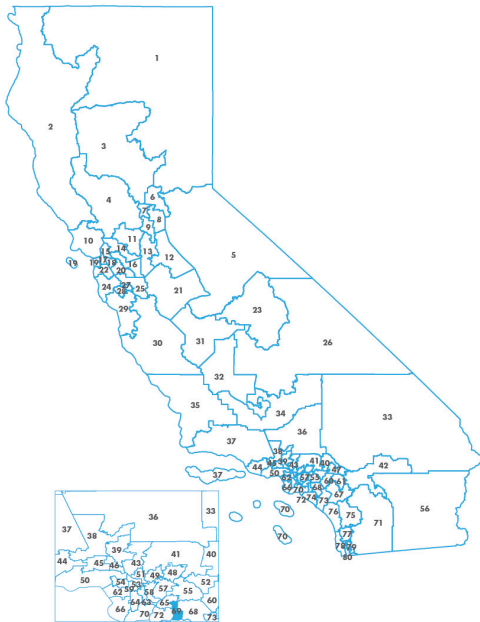
Cap and Trade
Dollars at Work

ASSEMBLYMEMBER
TOM DALY

ASSEMBLY
DISTRICT 69
SNAPSHOT

Cap-and-Trade Dollars at Work Across California

California Climate Investments is a statewide program that puts billions of Cap-and-Trade dollars to work reducing greenhouse gas emissions, strengthening the economy, and improving public health and the environment, particularly in disadvantaged communities.



For an interactive map of investments statewide, visit caclimateinvestments.ca.gov.



\$133.0 million

Cap-and-Trade dollars implemented within the District through May 31, 2020



94.4%

of total funds invested within the District benefiting priority populations



2,209

projects, rebates, and vouchers implemented within the District



496,479

MTCO₂e estimated over reduction timeframe

Statewide Co-Benefits



improved
air quality



reduced
water use



enhanced
ecosystems



employment &
economic development



greater transit
accessibility



dollar
savings

Some projects are not located at a single address, and therefore could be attributable to multiple legislative districts. For projects that physically cross multiple legislative districts (e.g., transit projects), the entire project funding and other benefits are attributed to all relevant districts. For projects that report at the census tract level (e.g., vouchers, rebates, and household installations), the entire project funding and other benefits are attributed to a single district, determined by which district includes the majority of the census tract.

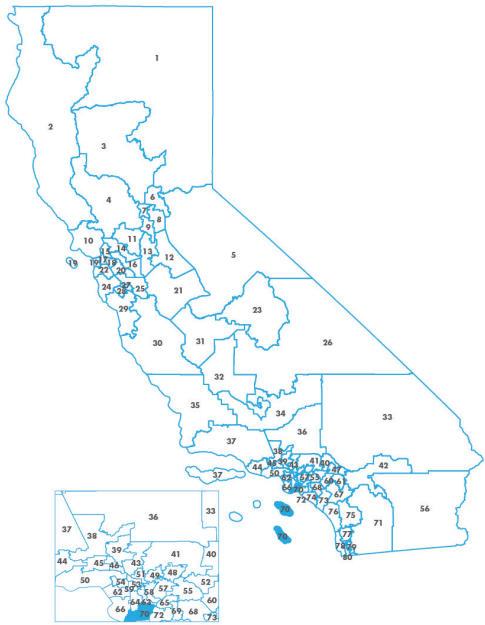


ASSEMBLYMEMBER
PATRICK O'DONNELL

ASSEMBLY
DISTRICT 70
SNAPSHOT

Cap-and-Trade Dollars at Work Across California

California Climate Investments is a statewide program that puts billions of Cap-and-Trade dollars to work reducing greenhouse gas emissions, strengthening the economy, and improving public health and the environment, particularly in disadvantaged communities.



For an interactive map of investments statewide, visit caclimateinvestments.ca.gov.



\$257.3 million

Cap-and-Trade dollars implemented within the District through May 31, 2020



96.9%

of total funds invested within the District benefiting priority populations



4,323

projects, rebates, and vouchers implemented within the District



381,752

MTCO₂e estimated over reduction timeframe

Statewide Co-Benefits



improved
air quality



reduced
water use



enhanced
ecosystems



employment &
economic development



greater transit
accessibility



dollar
savings

Some projects are not located at a single address, and therefore could be attributable to multiple legislative districts. For projects that physically cross multiple legislative districts (e.g., transit projects), the entire project funding and other benefits are attributed to all relevant districts. For projects that report at the census tract level (e.g., vouchers, rebates, and household installations), the entire project funding and other benefits are attributed to a single district, determined by which district includes the majority of the census tract.



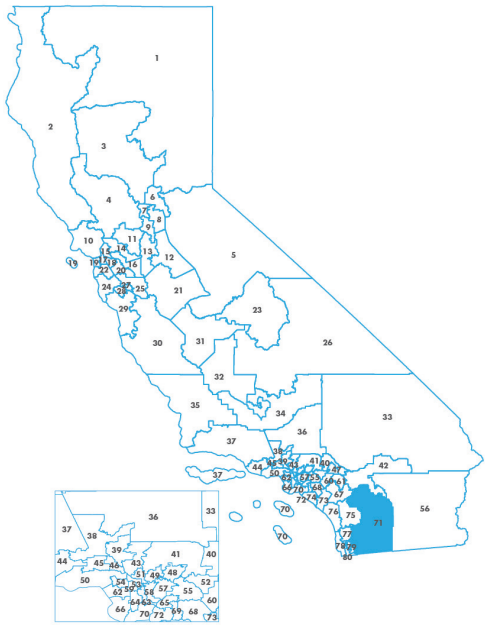
Cap and Trade
Dollars at Work

ASSEMBLYMEMBER
RANDY VOEPEL

ASSEMBLY
DISTRICT 71
SNAPSHOT

Cap-and-Trade Dollars at Work Across California

California Climate Investments is a statewide program that puts billions of Cap-and-Trade dollars to work reducing greenhouse gas emissions, strengthening the economy, and improving public health and the environment, particularly in disadvantaged communities.



For an interactive map of investments statewide, visit caclimateinvestments.ca.gov.



\$65.5 million

Cap-and-Trade dollars implemented within the District through May 31, 2020



83.3%

of total funds invested within the District benefiting priority populations



2,168

projects, rebates, and vouchers implemented within the District



120,405

MTCO₂e estimated over reduction timeframe

Statewide Co-Benefits



improved
air quality



reduced
water use



enhanced
ecosystems



employment &
economic development



greater transit
accessibility



dollar
savings

Some projects are not located at a single address, and therefore could be attributable to multiple legislative districts. For projects that physically cross multiple legislative districts (e.g., transit projects), the entire project funding and other benefits are attributed to all relevant districts. For projects that report at the census tract level (e.g., vouchers, rebates, and household installations), the entire project funding and other benefits are attributed to a single district, determined by which district includes the majority of the census tract.



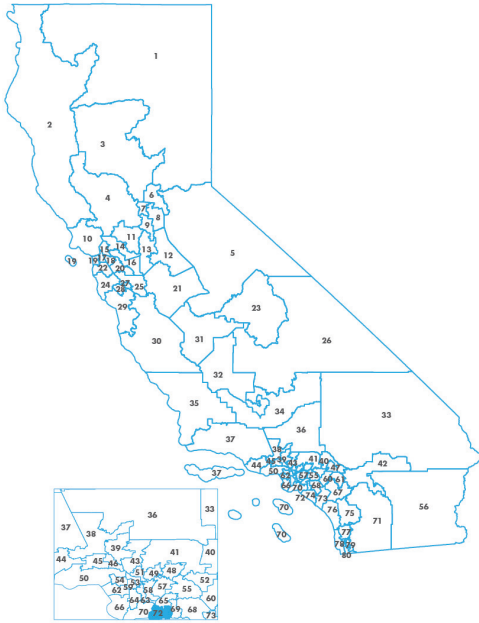
Cap and Trade
Dollars at Work

ASSEMBLYMEMBER
TYLER DIEP

ASSEMBLY
DISTRICT 72
SNAPSHOT

Cap-and-Trade Dollars at Work Across California

California Climate Investments is a statewide program that puts billions of Cap-and-Trade dollars to work reducing greenhouse gas emissions, strengthening the economy, and improving public health and the environment, particularly in disadvantaged communities.



For an interactive map of investments statewide, visit caclimateinvestments.ca.gov.



\$34.4 million

Cap-and-Trade dollars implemented within the District through May 31, 2020



80.0%

of total funds invested within the District benefiting priority populations



5,129

projects, rebates, and vouchers implemented within the District



129,146

MTCO₂e estimated over reduction timeframe

Statewide Co-Benefits



improved
air quality



reduced
water use



enhanced
ecosystems



employment &
economic development



greater transit
accessibility



dollar
savings

Some projects are not located at a single address, and therefore could be attributable to multiple legislative districts. For projects that physically cross multiple legislative districts (e.g., transit projects), the entire project funding and other benefits are attributed to all relevant districts. For projects that report at the census tract level (e.g., vouchers, rebates, and household installations), the entire project funding and other benefits are attributed to a single district, determined by which district includes the majority of the census tract.

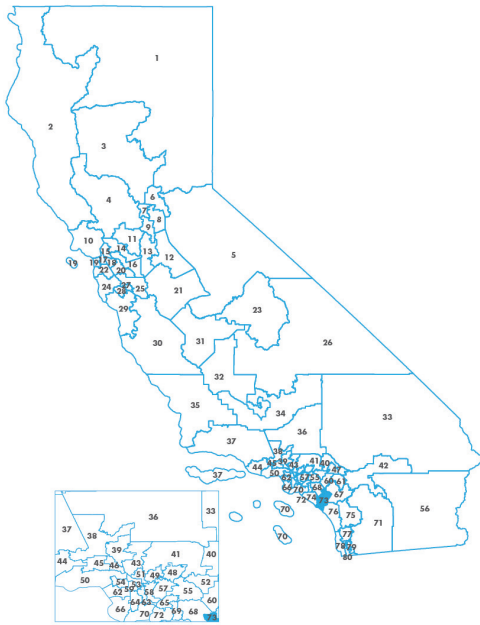


ASSEMBLYMEMBER
WILLIAM BROUGH

ASSEMBLY
DISTRICT 73
SNAPSHOT

Cap-and-Trade Dollars at Work Across California

California Climate Investments is a statewide program that puts billions of Cap-and-Trade dollars to work reducing greenhouse gas emissions, strengthening the economy, and improving public health and the environment, particularly in disadvantaged communities.



For an interactive map of investments statewide, visit caclimateinvestments.ca.gov.



\$77.7 million

Cap-and-Trade dollars implemented within the District through May 31, 2020



74.1%

of total funds invested within the District benefiting priority populations



8,506

projects, rebates, and vouchers implemented within the District



449,709

MTCO₂e estimated over reduction timeframe

Statewide Co-Benefits



improved
air quality



reduced
water use



enhanced
ecosystems



employment &
economic development



greater transit
accessibility



dollar
savings

Some projects are not located at a single address, and therefore could be attributable to multiple legislative districts. For projects that physically cross multiple legislative districts (e.g., transit projects), the entire project funding and other benefits are attributed to all relevant districts. For projects that report at the census tract level (e.g., vouchers, rebates, and household installations), the entire project funding and other benefits are attributed to a single district, determined by which district includes the majority of the census tract.

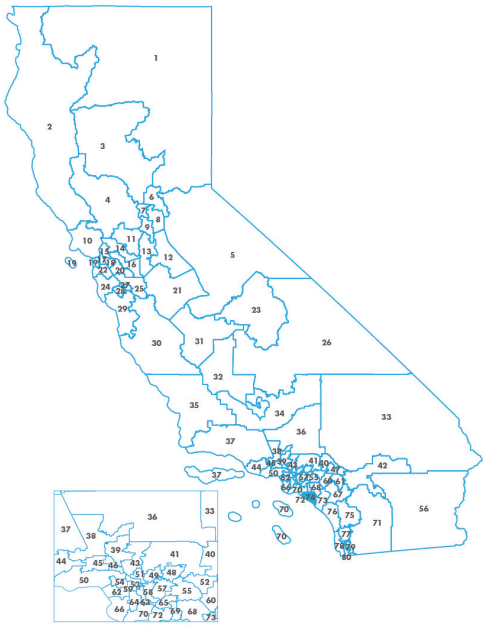


ASSEMBLYMEMBER
COTTIE PETRIE-NORRIS

ASSEMBLY
DISTRICT 74
SNAPSHOT

Cap-and-Trade Dollars at Work Across California

California Climate Investments is a statewide program that puts billions of Cap-and-Trade dollars to work reducing greenhouse gas emissions, strengthening the economy, and improving public health and the environment, particularly in disadvantaged communities.



For an interactive map of investments statewide, visit caclimateinvestments.ca.gov.



\$90.4 million

Cap-and-Trade dollars implemented within the District through May 31, 2020



63.7%

of total funds invested within the District benefiting priority populations



9,660

projects, rebates, and vouchers implemented within the District



472,073

MTCO₂e estimated over reduction timeframe

Statewide Co-Benefits



improved
air quality



reduced
water use



enhanced
ecosystems



employment &
economic development



greater transit
accessibility



dollar
savings

Some projects are not located at a single address, and therefore could be attributable to multiple legislative districts. For projects that physically cross multiple legislative districts (e.g., transit projects), the entire project funding and other benefits are attributed to all relevant districts. For projects that report at the census tract level (e.g., vouchers, rebates, and household installations), the entire project funding and other benefits are attributed to a single district, determined by which district includes the majority of the census tract.



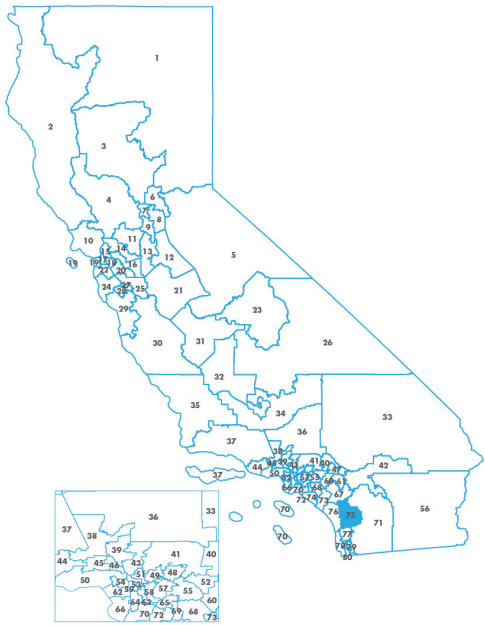
Cap and Trade
Dollars at Work

ASSEMBLYMEMBER
MARIE WALDRON

ASSEMBLY
DISTRICT 75
SNAPSHOT

Cap-and-Trade Dollars at Work Across California

California Climate Investments is a statewide program that puts billions of Cap-and-Trade dollars to work reducing greenhouse gas emissions, strengthening the economy, and improving public health and the environment, particularly in disadvantaged communities.



For an interactive map of investments statewide, visit caclimateinvestments.ca.gov.



\$28.2 million

Cap-and-Trade dollars implemented within the District through May 31, 2020



64.0%

of total funds invested within the District benefiting priority populations



3,859

projects, rebates, and vouchers implemented within the District



199,063

MTCO₂e estimated over reduction timeframe

Statewide Co-Benefits



improved
air quality



reduced
water use



enhanced
ecosystems



employment &
economic development



greater transit
accessibility



dollar
savings

Some projects are not located at a single address, and therefore could be attributable to multiple legislative districts. For projects that physically cross multiple legislative districts (e.g., transit projects), the entire project funding and other benefits are attributed to all relevant districts. For projects that report at the census tract level (e.g., vouchers, rebates, and household installations), the entire project funding and other benefits are attributed to a single district, determined by which district includes the majority of the census tract.

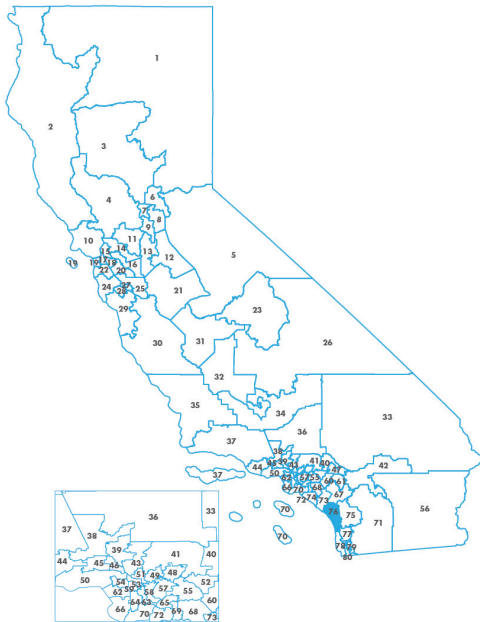


ASSEMBLYMEMBER
TASHA BOERNER
HORVATH

ASSEMBLY
DISTRICT 76
SNAPSHOT

Cap-and-Trade Dollars at Work Across California

California Climate Investments is a statewide program that puts billions of Cap-and-Trade dollars to work reducing greenhouse gas emissions, strengthening the economy, and improving public health and the environment, particularly in disadvantaged communities.



For an interactive map of investments statewide, visit caclimateinvestments.ca.gov.



\$64.9 million

Cap-and-Trade dollars implemented within the District through May 31, 2020



84.1%

of total funds invested within the District benefiting priority populations



4,522

projects, rebates, and vouchers implemented within the District



372,649

MTCO₂e estimated over reduction timeframe

Statewide Co-Benefits



improved
air quality



reduced
water use



enhanced
ecosystems



employment &
economic development



greater transit
accessibility



dollar
savings

Some projects are not located at a single address, and therefore could be attributable to multiple legislative districts. For projects that physically cross multiple legislative districts (e.g., transit projects), the entire project funding and other benefits are attributed to all relevant districts. For projects that report at the census tract level (e.g., vouchers, rebates, and household installations), the entire project funding and other benefits are attributed to a single district, determined by which district includes the majority of the census tract.

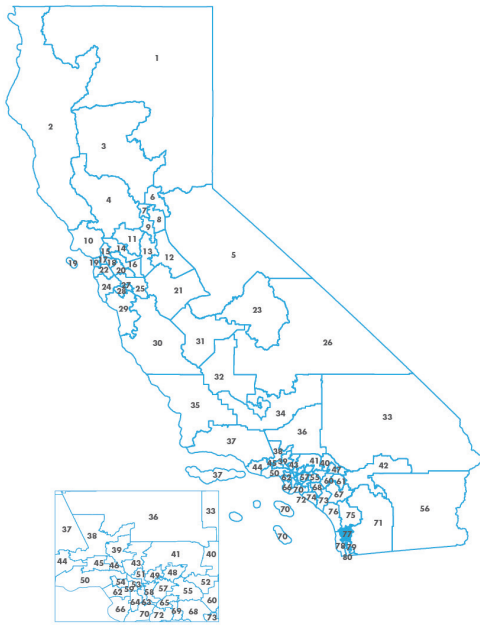


ASSEMBLYMEMBER
BRIAN MAIENSCHIN

ASSEMBLY
DISTRICT 77
SNAPSHOT

Cap-and-Trade Dollars at Work Across California

California Climate Investments is a statewide program that puts billions of Cap-and-Trade dollars to work reducing greenhouse gas emissions, strengthening the economy, and improving public health and the environment, particularly in disadvantaged communities.



For an interactive map of investments statewide, visit caclimateinvestments.ca.gov.



\$34.4 million

Cap-and-Trade dollars implemented within the District through May 31, 2020



19.9%

of total funds invested within the District benefiting priority populations



8,050

projects, rebates, and vouchers implemented within the District



204,491

MTCO₂e estimated over reduction timeframe

Statewide Co-Benefits



improved
air quality



reduced
water use



enhanced
ecosystems



employment &
economic development



greater transit
accessibility



dollar
savings

Some projects are not located at a single address, and therefore could be attributable to multiple legislative districts. For projects that physically cross multiple legislative districts (e.g., transit projects), the entire project funding and other benefits are attributed to all relevant districts. For projects that report at the census tract level (e.g., vouchers, rebates, and household installations), the entire project funding and other benefits are attributed to a single district, determined by which district includes the majority of the census tract.



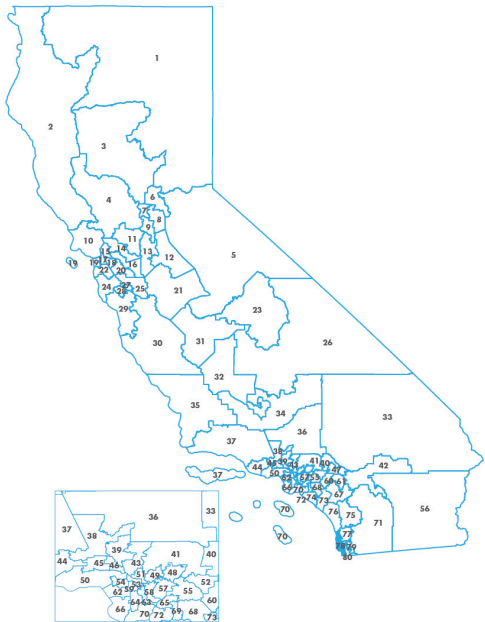
Cap and Trade
Dollars at Work

ASSEMBLYMEMBER
TODD GLORIA

ASSEMBLY
DISTRICT 78
SNAPSHOT

Cap-and-Trade Dollars at Work Across California

California Climate Investments is a statewide program that puts billions of Cap-and-Trade dollars to work reducing greenhouse gas emissions, strengthening the economy, and improving public health and the environment, particularly in disadvantaged communities.



For an interactive map of investments statewide, visit caclimateinvestments.ca.gov.



\$97.3 million

Cap-and-Trade dollars implemented within the District through May 31, 2020



82.8%

of total funds invested within the District benefiting priority populations



4,864

projects, rebates, and vouchers implemented within the District



474,567

MTCO₂e estimated over reduction timeframe

Statewide Co-Benefits



improved
air quality



reduced
water use



enhanced
ecosystems



employment &
economic development



greater transit
accessibility



dollar
savings

Some projects are not located at a single address, and therefore could be attributable to multiple legislative districts. For projects that physically cross multiple legislative districts (e.g., transit projects), the entire project funding and other benefits are attributed to all relevant districts. For projects that report at the census tract level (e.g., vouchers, rebates, and household installations), the entire project funding and other benefits are attributed to a single district, determined by which district includes the majority of the census tract.



ASSEMBLYMEMBER
SHIRLEY WEBER

ASSEMBLY
DISTRICT 79
SNAPSHOT

Cap-and-Trade Dollars at Work Across California

California Climate Investments is a statewide program that puts billions of Cap-and-Trade dollars to work reducing greenhouse gas emissions, strengthening the economy, and improving public health and the environment, particularly in disadvantaged communities.



For an interactive map of investments statewide, visit caclimateinvestments.ca.gov.



\$72.4 million

Cap-and-Trade dollars implemented within the District through May 31, 2020



88.8%

of total funds invested within the District benefiting priority populations



2,696

projects, rebates, and vouchers implemented within the District



244,335

MTCO₂e estimated over reduction timeframe

Statewide Co-Benefits



improved
air quality



reduced
water use



enhanced
ecosystems



employment &
economic development



greater transit
accessibility



dollar
savings

Some projects are not located at a single address, and therefore could be attributable to multiple legislative districts. For projects that physically cross multiple legislative districts (e.g., transit projects), the entire project funding and other benefits are attributed to all relevant districts. For projects that report at the census tract level (e.g., vouchers, rebates, and household installations), the entire project funding and other benefits are attributed to a single district, determined by which district includes the majority of the census tract.



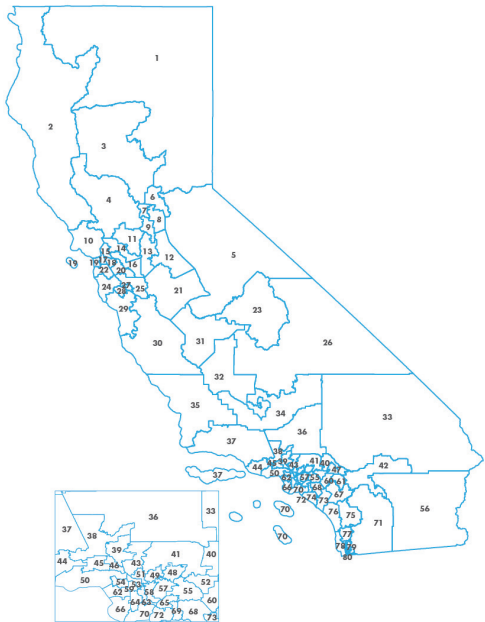
Cap and Trade
Dollars at Work

ASSEMBLYMEMBER
LORENA GONZALEZ

ASSEMBLY
DISTRICT 80
SNAPSHOT

Cap-and-Trade Dollars at Work Across California

California Climate Investments is a statewide program that puts billions of Cap-and-Trade dollars to work reducing greenhouse gas emissions, strengthening the economy, and improving public health and the environment, particularly in disadvantaged communities.



For an interactive map of investments statewide, visit caclimateinvestments.ca.gov.



\$117.4 million

Cap-and-Trade dollars implemented within the District through May 31, 2020



97.2%

of total funds invested within the District benefiting priority populations



2,299

projects, rebates, and vouchers implemented within the District



239,248

MTCO₂e estimated over reduction timeframe

Statewide Co-Benefits



improved
air quality



reduced
water use



enhanced
ecosystems



employment &
economic development



greater transit
accessibility



dollar
savings

Some projects are not located at a single address, and therefore could be attributable to multiple legislative districts. For projects that physically cross multiple legislative districts (e.g., transit projects), the entire project funding and other benefits are attributed to all relevant districts. For projects that report at the census tract level (e.g., vouchers, rebates, and household installations), the entire project funding and other benefits are attributed to a single district, determined by which district includes the majority of the census tract.