

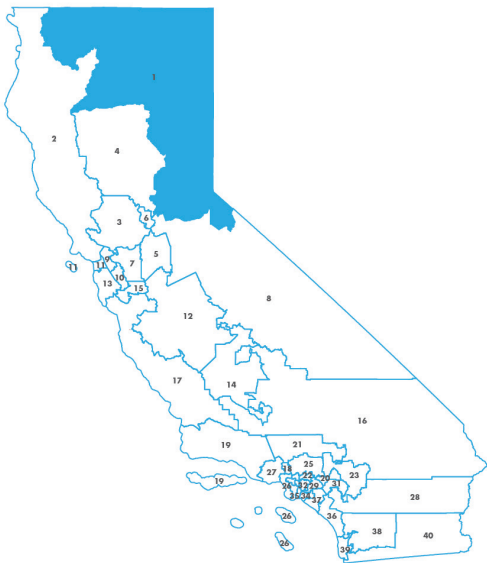


SENATOR
BRIAN DAHLE

SENATE
DISTRICT 1
SNAPSHOT

Cap-and-Trade Dollars at Work Across California

California Climate Investments is a statewide program that puts billions of Cap-and-Trade dollars to work reducing greenhouse gas emissions, strengthening the economy, and improving public health and the environment, particularly in disadvantaged communities.



\$319.2 million

Cap-and-Trade dollars implemented within the District through May 31, 2020



42.1%

of total funds invested within the District benefiting priority populations



5,981

projects, rebates, and vouchers implemented within the District



9,029,694

MTCO₂e estimated over reduction timeframe

For an interactive map of investments statewide, visit caclimateinvestments.ca.gov.

Statewide Co-Benefits



improved
air quality



reduced
water use



enhanced
ecosystems



employment &
economic development



greater transit
accessibility



dollar
savings

Some projects are not located at a single address, and therefore could be attributable to multiple legislative districts. For projects that physically cross multiple legislative districts (e.g., transit projects), the entire project funding and other benefits are attributed to all relevant districts. For projects that report at the census tract level (e.g., vouchers, rebates, and household installations), the entire project funding and other benefits are attributed to a single district, determined by which district includes the majority of the census tract.



SENATOR
MIKE MCGUIRE

SENATE
DISTRICT 2
SNAPSHOT

Cap-and-Trade Dollars at Work Across California

California Climate Investments is a statewide program that puts billions of Cap-and-Trade dollars to work reducing greenhouse gas emissions, strengthening the economy, and improving public health and the environment, particularly in disadvantaged communities.



\$184.8 million

Cap-and-Trade dollars implemented within the District through May 31, 2020



46.3%

of total funds invested within the District benefiting priority populations



11,290

projects, rebates, and vouchers implemented within the District



2,000,666

MTCO_{2e} estimated over reduction timeframe

For an interactive map of investments statewide, visit caclimateinvestments.ca.gov.

Statewide Co-Benefits



improved
air quality



reduced
water use



enhanced
ecosystems



employment &
economic development



greater transit
accessibility



dollar
savings

Some projects are not located at a single address, and therefore could be attributable to multiple legislative districts. For projects that physically cross multiple legislative districts (e.g., transit projects), the entire project funding and other benefits are attributed to all relevant districts. For projects that report at the census tract level (e.g., vouchers, rebates, and household installations), the entire project funding and other benefits are attributed to a single district, determined by which district includes the majority of the census tract.

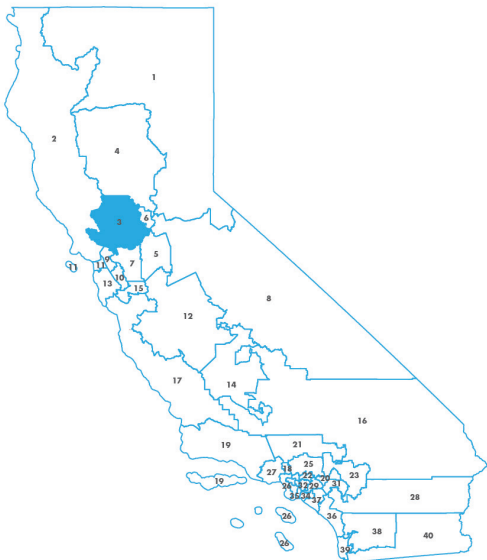


SENATOR
BILL DODD

SENATE
DISTRICT 3
SNAPSHOT

Cap-and-Trade Dollars at Work Across California

California Climate Investments is a statewide program that puts billions of Cap-and-Trade dollars to work reducing greenhouse gas emissions, strengthening the economy, and improving public health and the environment, particularly in disadvantaged communities.



\$162.0 million

Cap-and-Trade dollars implemented within the District through May 31, 2020



39.8%

of total funds invested within the District benefiting priority populations



6,808

projects, rebates, and vouchers implemented within the District



2,560,517

MTCO₂e estimated over reduction timeframe

For an interactive map of investments statewide, visit caclimateinvestments.ca.gov.

Statewide Co-Benefits



improved
air quality



reduced
water use



enhanced
ecosystems



employment &
economic development



greater transit
accessibility



dollar
savings

Some projects are not located at a single address, and therefore could be attributable to multiple legislative districts. For projects that physically cross multiple legislative districts (e.g., transit projects), the entire project funding and other benefits are attributed to all relevant districts. For projects that report at the census tract level (e.g., vouchers, rebates, and household installations), the entire project funding and other benefits are attributed to a single district, determined by which district includes the majority of the census tract.



SENATOR
JIM NIELSEN

SENATE
DISTRICT 4
SNAPSHOT

Cap-and-Trade Dollars at Work Across California

California Climate Investments is a statewide program that puts billions of Cap-and-Trade dollars to work reducing greenhouse gas emissions, strengthening the economy, and improving public health and the environment, particularly in disadvantaged communities.



\$130.5 million

Cap-and-Trade dollars implemented within the District through May 31, 2020



45.4%

of total funds invested within the District benefiting priority populations



3,906

projects, rebates, and vouchers implemented within the District



586,639

MTCO_{2e} estimated over reduction timeframe

For an interactive map of investments statewide, visit caclimateinvestments.ca.gov.

Statewide Co-Benefits



improved
air quality



reduced
water use



enhanced
ecosystems



employment &
economic development



greater transit
accessibility



dollar
savings

Some projects are not located at a single address, and therefore could be attributable to multiple legislative districts. For projects that physically cross multiple legislative districts (e.g., transit projects), the entire project funding and other benefits are attributed to all relevant districts. For projects that report at the census tract level (e.g., vouchers, rebates, and household installations), the entire project funding and other benefits are attributed to a single district, determined by which district includes the majority of the census tract.

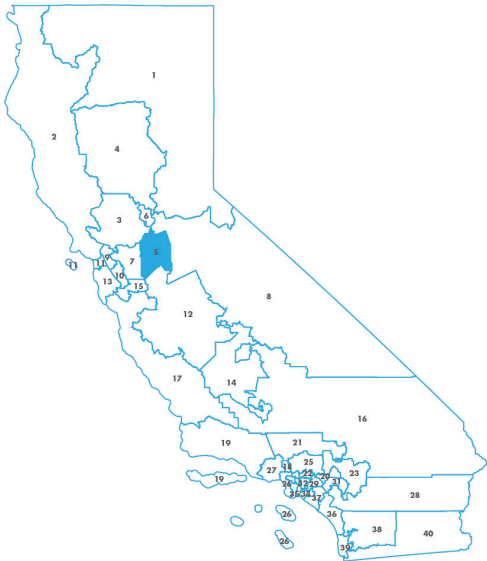


SENATOR
CATHLEEN GALGIANI

SENATE
DISTRICT 5
SNAPSHOT

Cap-and-Trade Dollars at Work Across California

California Climate Investments is a statewide program that puts billions of Cap-and-Trade dollars to work reducing greenhouse gas emissions, strengthening the economy, and improving public health and the environment, particularly in disadvantaged communities.



\$201.5 million

Cap-and-Trade dollars implemented within the District through May 31, 2020



85.9%

of total funds invested within the District benefiting priority populations



6,246

projects, rebates, and vouchers implemented within the District



947,890

MTCO₂e estimated over reduction timeframe

For an interactive map of investments statewide, visit caclimateinvestments.ca.gov.

Statewide Co-Benefits



improved air quality



reduced water use



enhanced ecosystems



employment & economic development



greater transit accessibility



dollar savings

Some projects are not located at a single address, and therefore could be attributable to multiple legislative districts. For projects that physically cross multiple legislative districts (e.g., transit projects), the entire project funding and other benefits are attributed to all relevant districts. For projects that report at the census tract level (e.g., vouchers, rebates, and household installations), the entire project funding and other benefits are attributed to a single district, determined by which district includes the majority of the census tract.



SENATOR
RICHARD PAN

SENATE
DISTRICT 6
SNAPSHOT

Cap-and-Trade Dollars at Work Across California

California Climate Investments is a statewide program that puts billions of Cap-and-Trade dollars to work reducing greenhouse gas emissions, strengthening the economy, and improving public health and the environment, particularly in disadvantaged communities.



\$206.3 million

Cap-and-Trade dollars implemented within the District through May 31, 2020



90.9%

of total funds invested within the District benefiting priority populations



14,443

projects, rebates, and vouchers implemented within the District



579,446

MTCO₂e estimated over reduction timeframe

For an interactive map of investments statewide, visit caclimateinvestments.ca.gov.

Statewide Co-Benefits



improved
air quality



reduced
water use



enhanced
ecosystems



employment &
economic development



greater transit
accessibility



dollar
savings

Some projects are not located at a single address, and therefore could be attributable to multiple legislative districts. For projects that physically cross multiple legislative districts (e.g., transit projects), the entire project funding and other benefits are attributed to all relevant districts. For projects that report at the census tract level (e.g., vouchers, rebates, and household installations), the entire project funding and other benefits are attributed to a single district, determined by which district includes the majority of the census tract.

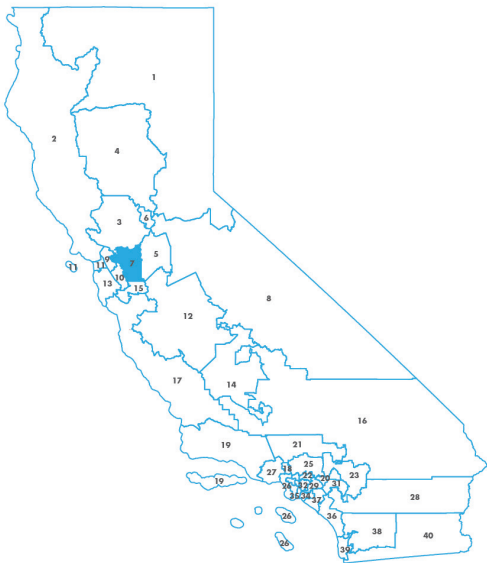


SENATOR
STEVEN GLAZER

SENATE
DISTRICT 7
SNAPSHOT

Cap-and-Trade Dollars at Work Across California

California Climate Investments is a statewide program that puts billions of Cap-and-Trade dollars to work reducing greenhouse gas emissions, strengthening the economy, and improving public health and the environment, particularly in disadvantaged communities.



\$94.0 million

Cap-and-Trade dollars implemented within the District through May 31, 2020



41.7%

of total funds invested within the District benefiting priority populations



14,901

projects, rebates, and vouchers implemented within the District



595,761

MTCO₂e estimated over reduction timeframe

For an interactive map of investments statewide, visit caclimateinvestments.ca.gov.

Statewide Co-Benefits



improved
air quality



reduced
water use



enhanced
ecosystems



employment &
economic development



greater transit
accessibility



dollar
savings

Some projects are not located at a single address, and therefore could be attributable to multiple legislative districts. For projects that physically cross multiple legislative districts (e.g., transit projects), the entire project funding and other benefits are attributed to all relevant districts. For projects that report at the census tract level (e.g., vouchers, rebates, and household installations), the entire project funding and other benefits are attributed to a single district, determined by which district includes the majority of the census tract.

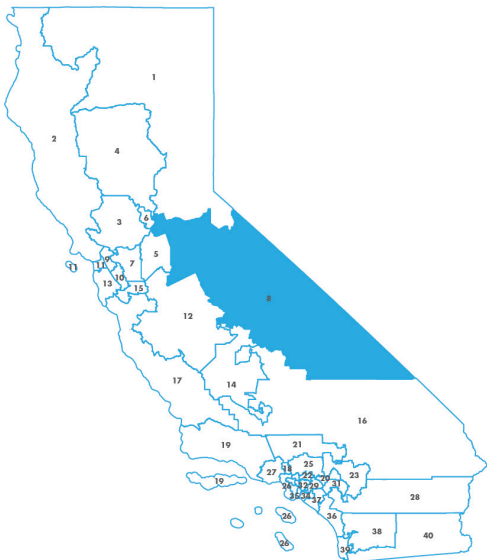


SENATOR
ANDREA BORGEAS

SENATE
DISTRICT 8
SNAPSHOT

Cap-and-Trade Dollars at Work Across California

California Climate Investments is a statewide program that puts billions of Cap-and-Trade dollars to work reducing greenhouse gas emissions, strengthening the economy, and improving public health and the environment, particularly in disadvantaged communities.



\$271.9 million

Cap-and-Trade dollars implemented within the District through May 31, 2020



55.3%

of total funds invested within the District benefiting priority populations



10,084

projects, rebates, and vouchers implemented within the District



69,857,157

MTCO_{2e} estimated over reduction timeframe



\$1.158 billion for High-Speed Rail

For an interactive map of investments statewide, visit caclimateinvestments.ca.gov.

Statewide Co-Benefits



improved
air quality



reduced
water use



enhanced
ecosystems



employment &
economic development



greater transit
accessibility



dollar
savings

Some projects are not located at a single address, and therefore could be attributable to multiple legislative districts. For projects that physically cross multiple legislative districts (e.g., transit projects), the entire project funding and other benefits are attributed to all relevant districts. For projects that report at the census tract level (e.g., vouchers, rebates, and household installations), the entire project funding and other benefits are attributed to a single district, determined by which district includes the majority of the census tract.

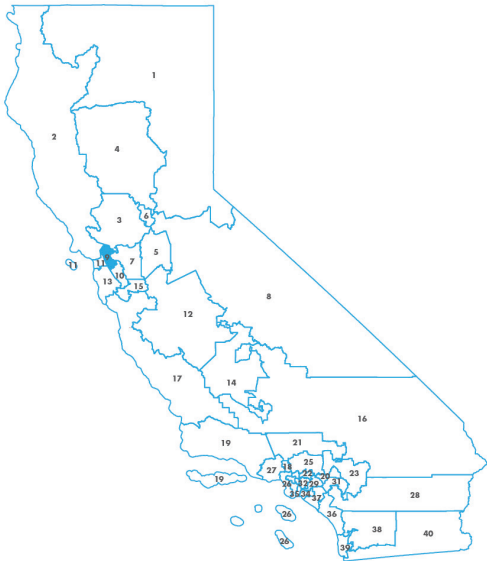


SENATOR
NANCY SKINNER

SENATE
DISTRICT 9
SNAPSHOT

Cap-and-Trade Dollars at Work Across California

California Climate Investments is a statewide program that puts billions of Cap-and-Trade dollars to work reducing greenhouse gas emissions, strengthening the economy, and improving public health and the environment, particularly in disadvantaged communities.



\$402.3 million

Cap-and-Trade dollars implemented within the District through May 31, 2020



87.0%

of total funds invested within the District benefiting priority populations



14,116

projects, rebates, and vouchers implemented within the District



2,378,834

MTCO₂e estimated over reduction timeframe

For an interactive map of investments statewide, visit caclimateinvestments.ca.gov.

Statewide Co-Benefits



improved air quality



reduced water use



enhanced ecosystems



employment & economic development



greater transit accessibility



dollar savings

Some projects are not located at a single address, and therefore could be attributable to multiple legislative districts. For projects that physically cross multiple legislative districts (e.g., transit projects), the entire project funding and other benefits are attributed to all relevant districts. For projects that report at the census tract level (e.g., vouchers, rebates, and household installations), the entire project funding and other benefits are attributed to a single district, determined by which district includes the majority of the census tract.

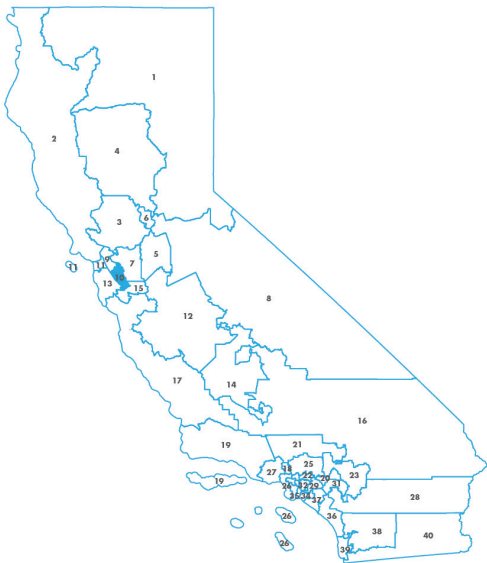


SENATOR
BOB WIECKOWSKI

SENATE
DISTRICT 10
SNAPSHOT

Cap-and-Trade Dollars at Work Across California

California Climate Investments is a statewide program that puts billions of Cap-and-Trade dollars to work reducing greenhouse gas emissions, strengthening the economy, and improving public health and the environment, particularly in disadvantaged communities.



\$112.0 million

Cap-and-Trade dollars implemented within the District through May 31, 2020



48.1%

of total funds invested within the District benefiting priority populations



25,187

projects, rebates, and vouchers implemented within the District



1,690,850

MTCO_{2e} estimated over reduction timeframe



High-Speed Rail

High-Speed Rail is also using Cap-and-Trade dollars to electrify Caltrain from San Francisco to San Jose (SD 10, SD 11, SD 13, and SD 15).

For an interactive map of investments statewide, visit caclimateinvestments.ca.gov.

Statewide Co-Benefits



improved
air quality



reduced
water use



enhanced
ecosystems



employment &
economic development



greater transit
accessibility



dollar
savings

Some projects are not located at a single address, and therefore could be attributable to multiple legislative districts. For projects that physically cross multiple legislative districts (e.g., transit projects), the entire project funding and other benefits are attributed to all relevant districts. For projects that report at the census tract level (e.g., vouchers, rebates, and household installations), the entire project funding and other benefits are attributed to a single district, determined by which district includes the majority of the census tract.

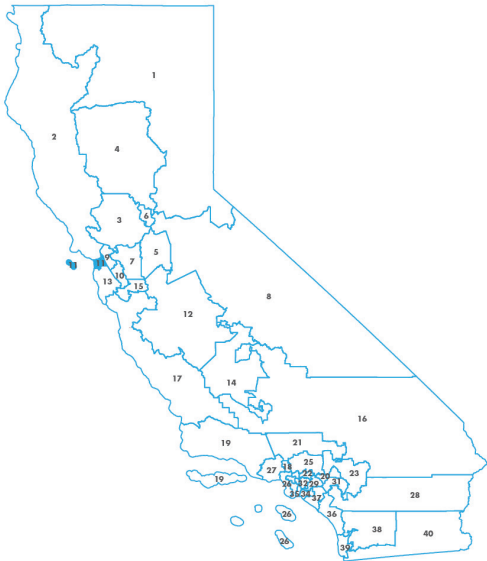


SENATOR
SCOTT WIENER

SENATE
DISTRICT 11
SNAPSHOT

Cap-and-Trade Dollars at Work Across California

California Climate Investments is a statewide program that puts billions of Cap-and-Trade dollars to work reducing greenhouse gas emissions, strengthening the economy, and improving public health and the environment, particularly in disadvantaged communities.



\$305.0 million

Cap-and-Trade dollars implemented within the District through May 31, 2020



86.5%

of total funds invested within the District benefiting priority populations



10,187

projects, rebates, and vouchers implemented within the District



2,395,693

MTCO_{2e} estimated over reduction timeframe

For an interactive map of investments statewide, visit caclimateinvestments.ca.gov.



High-Speed Rail

High-Speed Rail is also using Cap-and-Trade dollars to electrify Caltrain from San Francisco to San Jose (SD 10, SD 11, SD 13, and SD 15).

Statewide Co-Benefits



improved
air quality



reduced
water use



enhanced
ecosystems



employment &
economic development



greater transit
accessibility



dollar
savings

Some projects are not located at a single address, and therefore could be attributable to multiple legislative districts. For projects that physically cross multiple legislative districts (e.g., transit projects), the entire project funding and other benefits are attributed to all relevant districts. For projects that report at the census tract level (e.g., vouchers, rebates, and household installations), the entire project funding and other benefits are attributed to a single district, determined by which district includes the majority of the census tract.

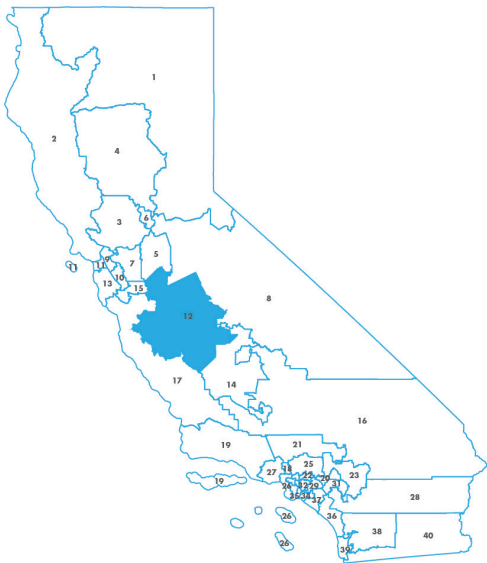


SENATOR
ANNA CABALLERO

SENATE
DISTRICT 12
SNAPSHOT

Cap-and-Trade Dollars at Work Across California

California Climate Investments is a statewide program that puts billions of Cap-and-Trade dollars to work reducing greenhouse gas emissions, strengthening the economy, and improving public health and the environment, particularly in disadvantaged communities.



\$321.0 million

Cap-and-Trade dollars implemented within the District through May 31, 2020



75.6%

of total funds invested within the District benefiting priority populations



33,376

projects, rebates, and vouchers implemented within the District



73,477,830

MTCO_{2e} estimated over reduction timeframe



\$1.158 billion for High-Speed Rail

For an interactive map of investments statewide, visit caclimateinvestments.ca.gov.

Statewide Co-Benefits



improved
air quality



reduced
water use



enhanced
ecosystems



employment &
economic development



greater transit
accessibility



dollar
savings

Some projects are not located at a single address, and therefore could be attributable to multiple legislative districts. For projects that physically cross multiple legislative districts (e.g., transit projects), the entire project funding and other benefits are attributed to all relevant districts. For projects that report at the census tract level (e.g., vouchers, rebates, and household installations), the entire project funding and other benefits are attributed to a single district, determined by which district includes the majority of the census tract.

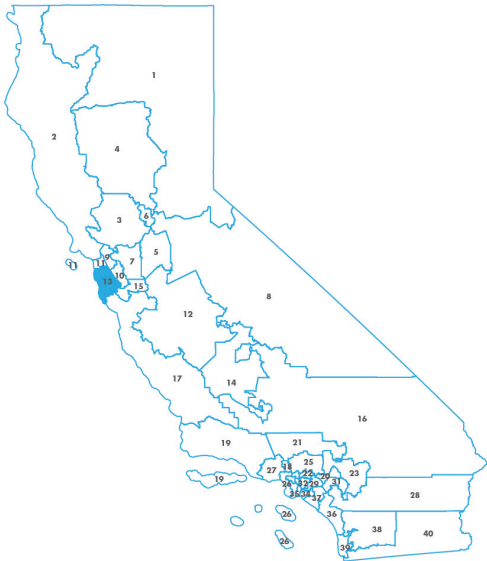


SENATOR
JERRY HILL

SENATE
DISTRICT 13
SNAPSHOT

Cap-and-Trade Dollars at Work Across California

California Climate Investments is a statewide program that puts billions of Cap-and-Trade dollars to work reducing greenhouse gas emissions, strengthening the economy, and improving public health and the environment, particularly in disadvantaged communities.



For an interactive map of investments statewide, visit caclimateinvestments.ca.gov.



\$97.6 million

Cap-and-Trade dollars implemented within the District through May 31, 2020



37.0%

of total funds invested within the District benefiting priority populations



20,669

projects, rebates, and vouchers implemented within the District



563,819

MTCO₂e estimated over reduction timeframe



High-Speed Rail

High-Speed Rail is also using Cap-and-Trade dollars to electrify Caltrain from San Francisco to San Jose (SD 10, SD 11, SD 13, and SD 15) and for grade separation in San Mateo.

Statewide Co-Benefits



improved
air quality



reduced
water use



enhanced
ecosystems



employment &
economic development



greater transit
accessibility



dollar
savings

Some projects are not located at a single address, and therefore could be attributable to multiple legislative districts. For projects that physically cross multiple legislative districts (e.g., transit projects), the entire project funding and other benefits are attributed to all relevant districts. For projects that report at the census tract level (e.g., vouchers, rebates, and household installations), the entire project funding and other benefits are attributed to a single district, determined by which district includes the majority of the census tract.

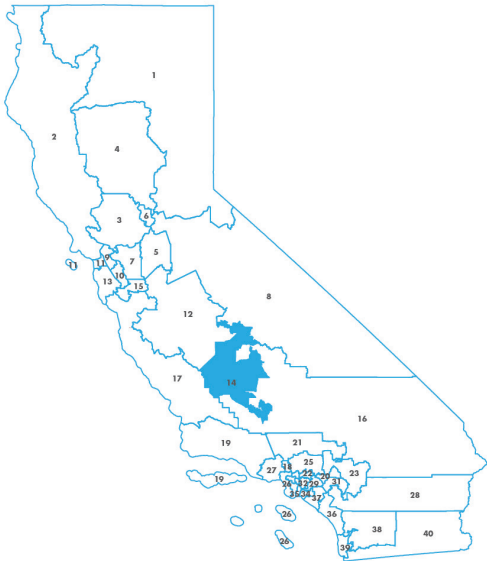


SENATOR
MELISSA HURTADO

SENATE
DISTRICT 14
SNAPSHOT

Cap-and-Trade Dollars at Work Across California

California Climate Investments is a statewide program that puts billions of Cap-and-Trade dollars to work reducing greenhouse gas emissions, strengthening the economy, and improving public health and the environment, particularly in disadvantaged communities.



For an interactive map of investments statewide, visit caclimateinvestments.ca.gov.



\$481.0 million

Cap-and-Trade dollars implemented within the District through May 31, 2020



84.8%

of total funds invested within the District benefiting priority populations



12,156

projects, rebates, and vouchers implemented within the District



78,557,464

MTCO_{2e} estimated over reduction timeframe



\$1.158 billion for High-Speed Rail

Statewide Co-Benefits



improved
air quality



reduced
water use



enhanced
ecosystems



employment &
economic development



greater transit
accessibility



dollar
savings

Some projects are not located at a single address, and therefore could be attributable to multiple legislative districts. For projects that physically cross multiple legislative districts (e.g., transit projects), the entire project funding and other benefits are attributed to all relevant districts. For projects that report at the census tract level (e.g., vouchers, rebates, and household installations), the entire project funding and other benefits are attributed to a single district, determined by which district includes the majority of the census tract.

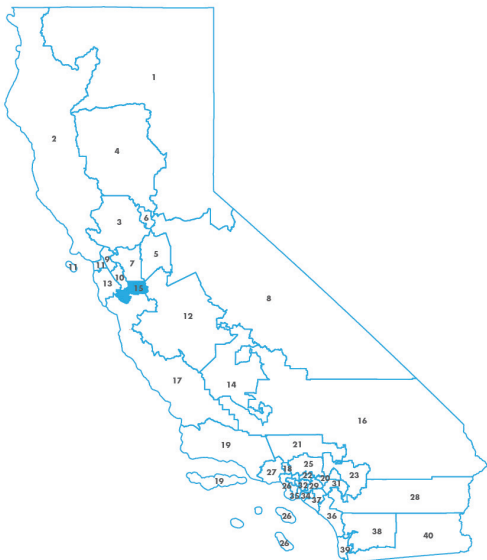


SENATOR
JIM BEALL

SENATE
DISTRICT 15
SNAPSHOT

Cap-and-Trade Dollars at Work Across California

California Climate Investments is a statewide program that puts billions of Cap-and-Trade dollars to work reducing greenhouse gas emissions, strengthening the economy, and improving public health and the environment, particularly in disadvantaged communities.



\$137.6 million

Cap-and-Trade dollars implemented within the District through May 31, 2020



51.1%

of total funds invested within the District benefiting priority populations



28,335

projects, rebates, and vouchers implemented within the District



1,409,748

MTCO_{2e} estimated over reduction timeframe

For an interactive map of investments statewide, visit caclimateinvestments.ca.gov.



High-Speed Rail

High-Speed Rail is also using Cap-and-Trade dollars to electrify Caltrain from San Francisco to San Jose (SD 10, SD 11, SD 13, and SD 15).

Statewide Co-Benefits



improved
air quality



reduced
water use



enhanced
ecosystems



employment &
economic development



greater transit
accessibility



dollar
savings

Some projects are not located at a single address, and therefore could be attributable to multiple legislative districts. For projects that physically cross multiple legislative districts (e.g., transit projects), the entire project funding and other benefits are attributed to all relevant districts. For projects that report at the census tract level (e.g., vouchers, rebates, and household installations), the entire project funding and other benefits are attributed to a single district, determined by which district includes the majority of the census tract.

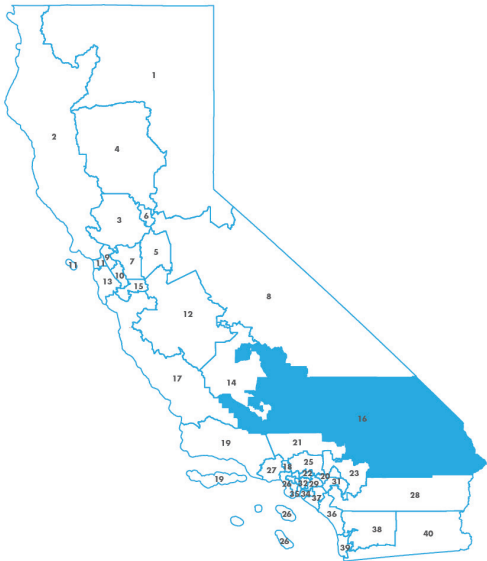


SENATOR
SHANNON GROVE

SENATE
DISTRICT 16
SNAPSHOT

Cap-and-Trade Dollars at Work Across California

California Climate Investments is a statewide program that puts billions of Cap-and-Trade dollars to work reducing greenhouse gas emissions, strengthening the economy, and improving public health and the environment, particularly in disadvantaged communities.



For an interactive map of investments statewide, visit caclimateinvestments.ca.gov.



\$158.8 million

Cap-and-Trade dollars implemented within the District through May 31, 2020



80.6%

of total funds invested within the District benefiting priority populations



7,640

projects, rebates, and vouchers implemented within the District



3,348,739

MTCO₂e estimated over reduction timeframe

Statewide Co-Benefits



improved
air quality



reduced
water use



enhanced
ecosystems



employment &
economic development



greater transit
accessibility



dollar
savings

Some projects are not located at a single address, and therefore could be attributable to multiple legislative districts. For projects that physically cross multiple legislative districts (e.g., transit projects), the entire project funding and other benefits are attributed to all relevant districts. For projects that report at the census tract level (e.g., vouchers, rebates, and household installations), the entire project funding and other benefits are attributed to a single district, determined by which district includes the majority of the census tract.

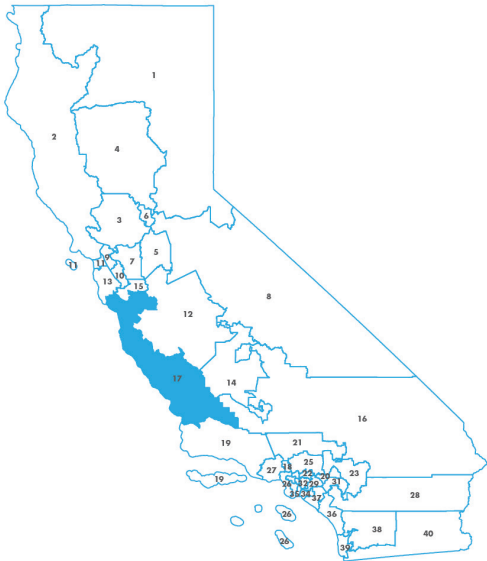


SENATOR
BILL MONNING

SENATE
DISTRICT 17
SNAPSHOT

Cap-and-Trade Dollars at Work Across California

California Climate Investments is a statewide program that puts billions of Cap-and-Trade dollars to work reducing greenhouse gas emissions, strengthening the economy, and improving public health and the environment, particularly in disadvantaged communities.



\$114.3 million

Cap-and-Trade dollars implemented within the District through May 31, 2020



38.0%

of total funds invested within the District benefiting priority populations



13,442

projects, rebates, and vouchers implemented within the District



722,183

MTCO₂e estimated over reduction timeframe

For an interactive map of investments statewide, visit caclimateinvestments.ca.gov.

Statewide Co-Benefits



improved
air quality



reduced
water use



enhanced
ecosystems



employment &
economic development



greater transit
accessibility



dollar
savings

Some projects are not located at a single address, and therefore could be attributable to multiple legislative districts. For projects that physically cross multiple legislative districts (e.g., transit projects), the entire project funding and other benefits are attributed to all relevant districts. For projects that report at the census tract level (e.g., vouchers, rebates, and household installations), the entire project funding and other benefits are attributed to a single district, determined by which district includes the majority of the census tract.



SENATOR
ROBERT HERTZBERG

SENATE
DISTRICT 18
SNAPSHOT

Cap-and-Trade Dollars at Work Across California

California Climate Investments is a statewide program that puts billions of Cap-and-Trade dollars to work reducing greenhouse gas emissions, strengthening the economy, and improving public health and the environment, particularly in disadvantaged communities.



\$168.3 million

Cap-and-Trade dollars implemented within the District through May 31, 2020



95.4%

of total funds invested within the District benefiting priority populations



7,711

projects, rebates, and vouchers implemented within the District



981,675

MTCO₂e estimated over reduction timeframe

For an interactive map of investments statewide, visit caclimateinvestments.ca.gov.

Statewide Co-Benefits



improved
air quality



reduced
water use



enhanced
ecosystems



employment &
economic development



greater transit
accessibility



dollar
savings

Some projects are not located at a single address, and therefore could be attributable to multiple legislative districts. For projects that physically cross multiple legislative districts (e.g., transit projects), the entire project funding and other benefits are attributed to all relevant districts. For projects that report at the census tract level (e.g., vouchers, rebates, and household installations), the entire project funding and other benefits are attributed to a single district, determined by which district includes the majority of the census tract.



SENATOR
HANNAH-BETH JACKSON

SENATE
DISTRICT 19
SNAPSHOT

Cap-and-Trade Dollars at Work Across California

California Climate Investments is a statewide program that puts billions of Cap-and-Trade dollars to work reducing greenhouse gas emissions, strengthening the economy, and improving public health and the environment, particularly in disadvantaged communities.



\$122.6 million

Cap-and-Trade dollars implemented within the District through May 31, 2020



75.7%

of total funds invested within the District benefiting priority populations



4,941

projects, rebates, and vouchers implemented within the District



444,838

MTCO₂e estimated over reduction timeframe

For an interactive map of investments statewide, visit caclimateinvestments.ca.gov.

Statewide Co-Benefits



improved
air quality



reduced
water use



enhanced
ecosystems



employment &
economic development



greater transit
accessibility



dollar
savings

Some projects are not located at a single address, and therefore could be attributable to multiple legislative districts. For projects that physically cross multiple legislative districts (e.g., transit projects), the entire project funding and other benefits are attributed to all relevant districts. For projects that report at the census tract level (e.g., vouchers, rebates, and household installations), the entire project funding and other benefits are attributed to a single district, determined by which district includes the majority of the census tract.



SENATOR
CONNIE LEYVA

SENATE
DISTRICT 20
SNAPSHOT

Cap-and-Trade Dollars at Work Across California

California Climate Investments is a statewide program that puts billions of Cap-and-Trade dollars to work reducing greenhouse gas emissions, strengthening the economy, and improving public health and the environment, particularly in disadvantaged communities.



\$279.5 million

Cap-and-Trade dollars implemented within the District through May 31, 2020



92.6%

of total funds invested within the District benefiting priority populations



6,438

projects, rebates, and vouchers implemented within the District



1,147,828

MTCO₂e estimated over reduction timeframe

For an interactive map of investments statewide, visit caclimateinvestments.ca.gov.

Statewide Co-Benefits



improved air quality



reduced water use



enhanced ecosystems



employment & economic development



greater transit accessibility



dollar savings

Some projects are not located at a single address, and therefore could be attributable to multiple legislative districts. For projects that physically cross multiple legislative districts (e.g., transit projects), the entire project funding and other benefits are attributed to all relevant districts. For projects that report at the census tract level (e.g., vouchers, rebates, and household installations), the entire project funding and other benefits are attributed to a single district, determined by which district includes the majority of the census tract.

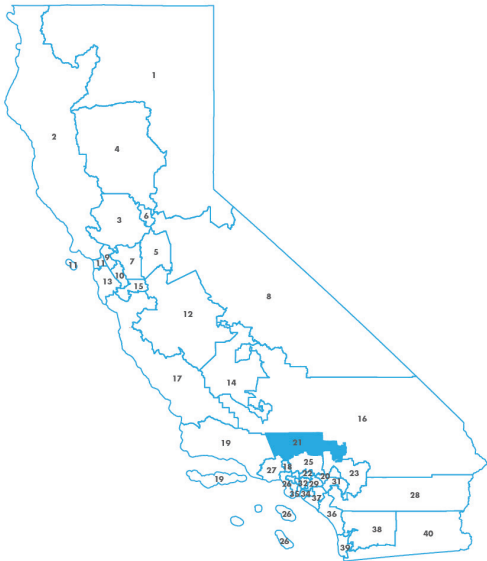


SENATOR
SCOTT WILK

SENATE
DISTRICT 21
SNAPSHOT

Cap-and-Trade Dollars at Work Across California

California Climate Investments is a statewide program that puts billions of Cap-and-Trade dollars to work reducing greenhouse gas emissions, strengthening the economy, and improving public health and the environment, particularly in disadvantaged communities.



\$146.7 million

Cap-and-Trade dollars implemented within the District through May 31, 2020



90.5%

of total funds invested within the District benefiting priority populations



4,583

projects, rebates, and vouchers implemented within the District



1,151,333

MTCO₂e estimated over reduction timeframe

For an interactive map of investments statewide, visit caclimateinvestments.ca.gov.

Statewide Co-Benefits



improved
air quality



reduced
water use



enhanced
ecosystems



employment &
economic development



greater transit
accessibility



dollar
savings

Some projects are not located at a single address, and therefore could be attributable to multiple legislative districts. For projects that physically cross multiple legislative districts (e.g., transit projects), the entire project funding and other benefits are attributed to all relevant districts. For projects that report at the census tract level (e.g., vouchers, rebates, and household installations), the entire project funding and other benefits are attributed to a single district, determined by which district includes the majority of the census tract.

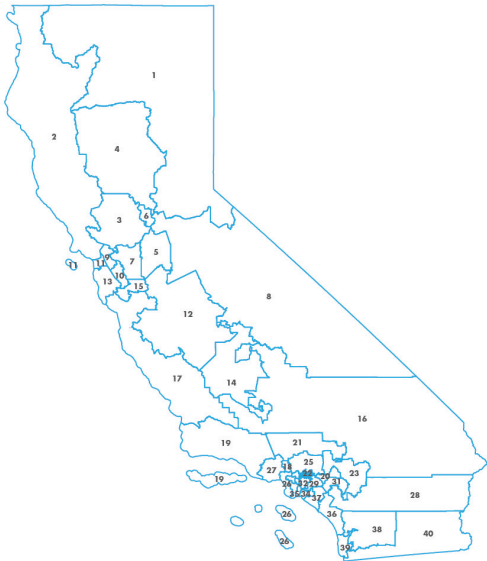


SENATOR
SUSAN RUBIO

SENATE
DISTRICT 22
SNAPSHOT

Cap-and-Trade Dollars at Work Across California

California Climate Investments is a statewide program that puts billions of Cap-and-Trade dollars to work reducing greenhouse gas emissions, strengthening the economy, and improving public health and the environment, particularly in disadvantaged communities.



\$170.2 million

Cap-and-Trade dollars implemented within the District through May 31, 2020



93.4%

of total funds invested within the District benefiting priority populations



12,458

projects, rebates, and vouchers implemented within the District



643,267

MTCO₂e estimated over reduction timeframe

For an interactive map of investments statewide, visit caclimateinvestments.ca.gov.

Statewide Co-Benefits



improved
air quality



reduced
water use



enhanced
ecosystems



employment &
economic development



greater transit
accessibility



dollar
savings

Some projects are not located at a single address, and therefore could be attributable to multiple legislative districts. For projects that physically cross multiple legislative districts (e.g., transit projects), the entire project funding and other benefits are attributed to all relevant districts. For projects that report at the census tract level (e.g., vouchers, rebates, and household installations), the entire project funding and other benefits are attributed to a single district, determined by which district includes the majority of the census tract.

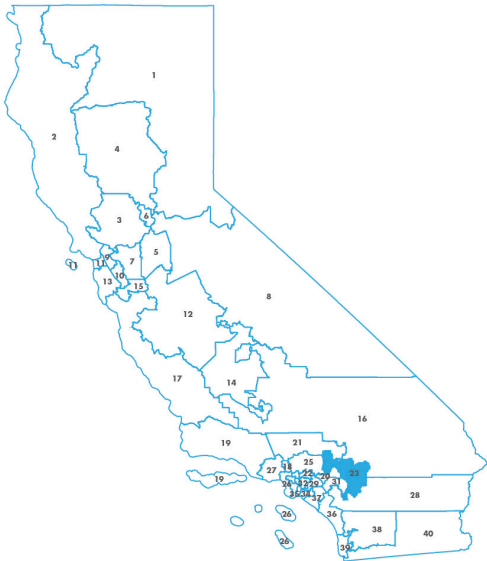


SENATOR
MIKE MORRELL

SENATE
DISTRICT 23
SNAPSHOT

Cap-and-Trade Dollars at Work Across California

California Climate Investments is a statewide program that puts billions of Cap-and-Trade dollars to work reducing greenhouse gas emissions, strengthening the economy, and improving public health and the environment, particularly in disadvantaged communities.



\$116.1 million

Cap-and-Trade dollars implemented within the District through May 31, 2020



89.8%

of total funds invested within the District benefiting priority populations



10,930

projects, rebates, and vouchers implemented within the District



458,192

MTCO₂e estimated over reduction timeframe

For an interactive map of investments statewide, visit caclimateinvestments.ca.gov.

Statewide Co-Benefits



improved air quality



reduced water use



enhanced ecosystems



employment & economic development



greater transit accessibility



dollar savings

Some projects are not located at a single address, and therefore could be attributable to multiple legislative districts. For projects that physically cross multiple legislative districts (e.g., transit projects), the entire project funding and other benefits are attributed to all relevant districts. For projects that report at the census tract level (e.g., vouchers, rebates, and household installations), the entire project funding and other benefits are attributed to a single district, determined by which district includes the majority of the census tract.

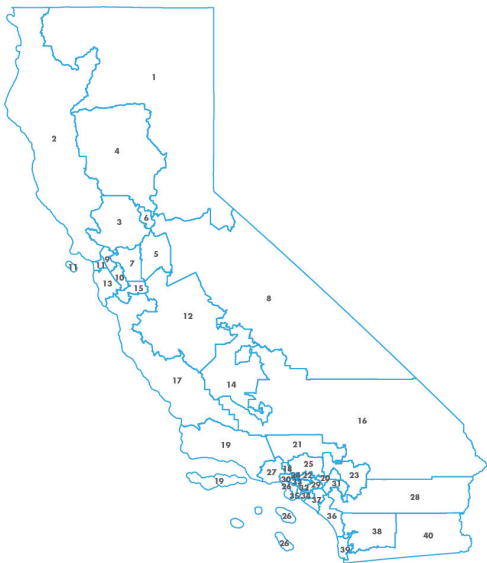


SENATOR
MARIA ELENA DURAZO

SENATE
DISTRICT 24
SNAPSHOT

Cap-and-Trade Dollars at Work Across California

California Climate Investments is a statewide program that puts billions of Cap-and-Trade dollars to work reducing greenhouse gas emissions, strengthening the economy, and improving public health and the environment, particularly in disadvantaged communities.



\$231.5 million

Cap-and-Trade dollars implemented within the District through May 31, 2020



91.7%

of total funds invested within the District benefiting priority populations



6,919

projects, rebates, and vouchers implemented within the District



1,173,034

MTCO₂e estimated over reduction timeframe

For an interactive map of investments statewide, visit caclimateinvestments.ca.gov.

Statewide Co-Benefits



improved air quality



reduced water use



enhanced ecosystems



employment & economic development



greater transit accessibility



dollar savings

Some projects are not located at a single address, and therefore could be attributable to multiple legislative districts. For projects that physically cross multiple legislative districts (e.g., transit projects), the entire project funding and other benefits are attributed to all relevant districts. For projects that report at the census tract level (e.g., vouchers, rebates, and household installations), the entire project funding and other benefits are attributed to a single district, determined by which district includes the majority of the census tract.

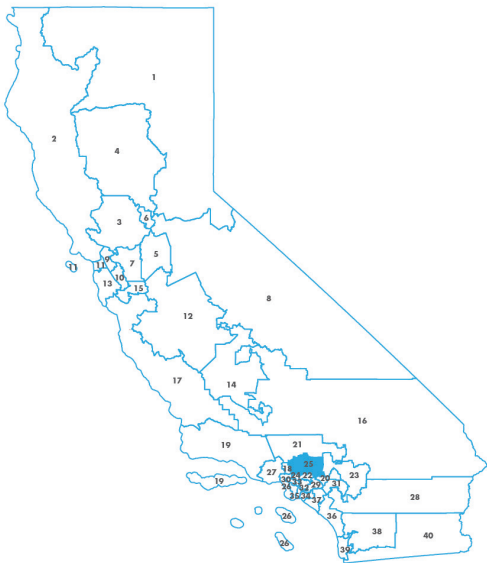


SENATOR
ANTHONY PORTANTINO

SENATE
DISTRICT 25
SNAPSHOT

Cap-and-Trade Dollars at Work Across California

California Climate Investments is a statewide program that puts billions of Cap-and-Trade dollars to work reducing greenhouse gas emissions, strengthening the economy, and improving public health and the environment, particularly in disadvantaged communities.



\$185.4 million

Cap-and-Trade dollars implemented within the District through May 31, 2020



90.2%

of total funds invested within the District benefiting priority populations



12,935

projects, rebates, and vouchers implemented within the District



1,038,728

MTCO₂e estimated over reduction timeframe

For an interactive map of investments statewide, visit caclimateinvestments.ca.gov.

Statewide Co-Benefits



improved air quality



reduced water use



enhanced ecosystems



employment & economic development



greater transit accessibility



dollar savings

Some projects are not located at a single address, and therefore could be attributable to multiple legislative districts. For projects that physically cross multiple legislative districts (e.g., transit projects), the entire project funding and other benefits are attributed to all relevant districts. For projects that report at the census tract level (e.g., vouchers, rebates, and household installations), the entire project funding and other benefits are attributed to a single district, determined by which district includes the majority of the census tract.



SENATOR
BENJAMIN ALLEN

SENATE
DISTRICT 26
SNAPSHOT

Cap-and-Trade Dollars at Work Across California

California Climate Investments is a statewide program that puts billions of Cap-and-Trade dollars to work reducing greenhouse gas emissions, strengthening the economy, and improving public health and the environment, particularly in disadvantaged communities.



\$162.8 million

Cap-and-Trade dollars implemented within the District through May 31, 2020



74.8%

of total funds invested within the District benefiting priority populations



17,805

projects, rebates, and vouchers implemented within the District



904,122

MTCO₂e estimated over reduction timeframe

For an interactive map of investments statewide, visit caclimateinvestments.ca.gov.

Statewide Co-Benefits



improved
air quality



reduced
water use



enhanced
ecosystems



employment &
economic development



greater transit
accessibility



dollar
savings

Some projects are not located at a single address, and therefore could be attributable to multiple legislative districts. For projects that physically cross multiple legislative districts (e.g., transit projects), the entire project funding and other benefits are attributed to all relevant districts. For projects that report at the census tract level (e.g., vouchers, rebates, and household installations), the entire project funding and other benefits are attributed to a single district, determined by which district includes the majority of the census tract.

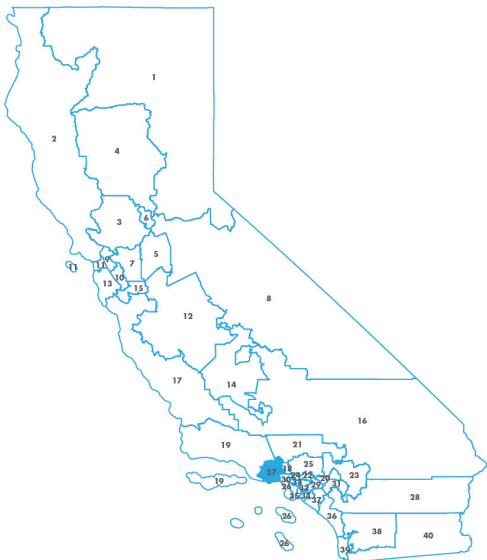


SENATOR
HENRY STERN

SENATE
DISTRICT 27
SNAPSHOT

Cap-and-Trade Dollars at Work Across California

California Climate Investments is a statewide program that puts billions of Cap-and-Trade dollars to work reducing greenhouse gas emissions, strengthening the economy, and improving public health and the environment, particularly in disadvantaged communities.



\$136.4 million

Cap-and-Trade dollars implemented within the District through May 31, 2020



77.9%

of total funds invested within the District benefiting priority populations



13,128

projects, rebates, and vouchers implemented within the District



984,658

MTCO₂e estimated over reduction timeframe

For an interactive map of investments statewide, visit caclimateinvestments.ca.gov.

Statewide Co-Benefits



improved
air quality



reduced
water use



enhanced
ecosystems



employment &
economic development



greater transit
accessibility



dollar
savings

Some projects are not located at a single address, and therefore could be attributable to multiple legislative districts. For projects that physically cross multiple legislative districts (e.g., transit projects), the entire project funding and other benefits are attributed to all relevant districts. For projects that report at the census tract level (e.g., vouchers, rebates, and household installations), the entire project funding and other benefits are attributed to a single district, determined by which district includes the majority of the census tract.



SENATOR
MELISSA MELENDEZ

SENATE
DISTRICT 28
SNAPSHOT

Cap-and-Trade Dollars at Work Across California

California Climate Investments is a statewide program that puts billions of Cap-and-Trade dollars to work reducing greenhouse gas emissions, strengthening the economy, and improving public health and the environment, particularly in disadvantaged communities.



\$83.2 million

Cap-and-Trade dollars implemented within the District through May 31, 2020



67.6%

of total funds invested within the District benefiting priority populations



15,293

projects, rebates, and vouchers implemented within the District



254,770

MTCO₂e estimated over reduction timeframe

For an interactive map of investments statewide, visit caclimateinvestments.ca.gov.

Statewide Co-Benefits



improved air quality



reduced water use



enhanced ecosystems



employment & economic development



greater transit accessibility



dollar savings

Some projects are not located at a single address, and therefore could be attributable to multiple legislative districts. For projects that physically cross multiple legislative districts (e.g., transit projects), the entire project funding and other benefits are attributed to all relevant districts. For projects that report at the census tract level (e.g., vouchers, rebates, and household installations), the entire project funding and other benefits are attributed to a single district, determined by which district includes the majority of the census tract.

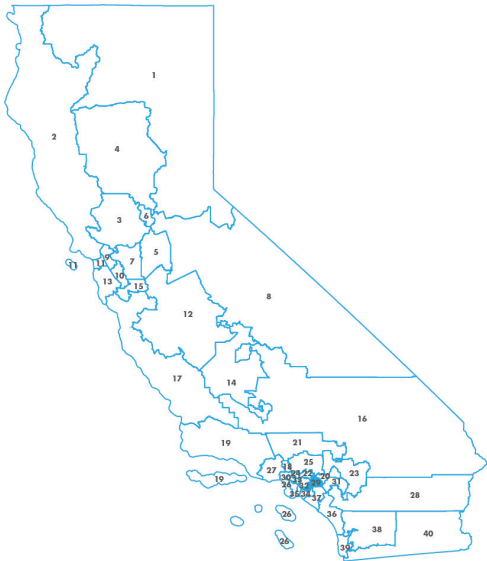


SENATOR
LING LING CHANG

SENATE
DISTRICT 29
SNAPSHOT

Cap-and-Trade Dollars at Work Across California

California Climate Investments is a statewide program that puts billions of Cap-and-Trade dollars to work reducing greenhouse gas emissions, strengthening the economy, and improving public health and the environment, particularly in disadvantaged communities.



\$157.3 million

Cap-and-Trade dollars implemented within the District through May 31, 2020



61.9%

of total funds invested within the District benefiting priority populations



12,329

projects, rebates, and vouchers implemented within the District



654,702

MTCO₂e estimated over reduction timeframe

For an interactive map of investments statewide, visit caclimateinvestments.ca.gov.

Statewide Co-Benefits



improved air quality



reduced water use



enhanced ecosystems



employment & economic development



greater transit accessibility



dollar savings

Some projects are not located at a single address, and therefore could be attributable to multiple legislative districts. For projects that physically cross multiple legislative districts (e.g., transit projects), the entire project funding and other benefits are attributed to all relevant districts. For projects that report at the census tract level (e.g., vouchers, rebates, and household installations), the entire project funding and other benefits are attributed to a single district, determined by which district includes the majority of the census tract.

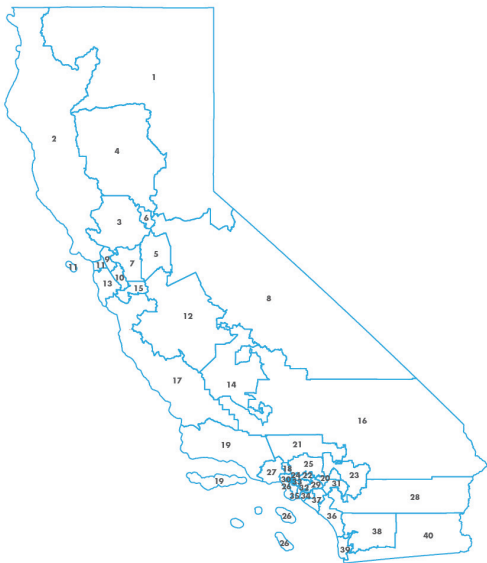


SENATOR
HOLLY MITCHELL

SENATE
DISTRICT 30
SNAPSHOT

Cap-and-Trade Dollars at Work Across California

California Climate Investments is a statewide program that puts billions of Cap-and-Trade dollars to work reducing greenhouse gas emissions, strengthening the economy, and improving public health and the environment, particularly in disadvantaged communities.



\$172.5 million

Cap-and-Trade dollars implemented within the District through May 31, 2020



95.0%

of total funds invested within the District benefiting priority populations



6,651

projects, rebates, and vouchers implemented within the District



676,506

MTCO₂e estimated over reduction timeframe

For an interactive map of investments statewide, visit caclimateinvestments.ca.gov.

Statewide Co-Benefits



improved
air quality



reduced
water use



enhanced
ecosystems



employment &
economic development



greater transit
accessibility



dollar
savings

Some projects are not located at a single address, and therefore could be attributable to multiple legislative districts. For projects that physically cross multiple legislative districts (e.g., transit projects), the entire project funding and other benefits are attributed to all relevant districts. For projects that report at the census tract level (e.g., vouchers, rebates, and household installations), the entire project funding and other benefits are attributed to a single district, determined by which district includes the majority of the census tract.

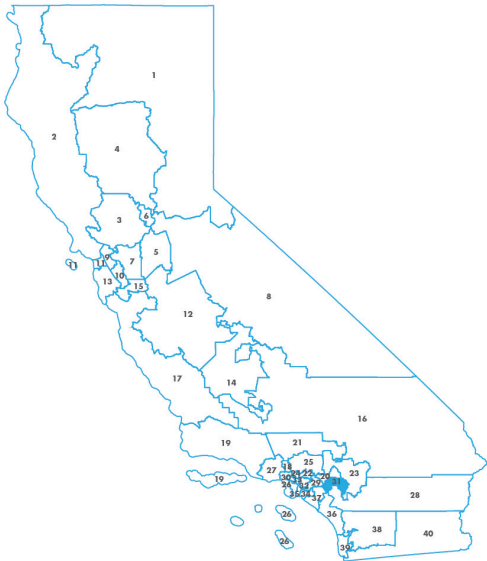


SENATOR
RICHARD ROTH

SENATE
DISTRICT 31
SNAPSHOT

Cap-and-Trade Dollars at Work Across California

California Climate Investments is a statewide program that puts billions of Cap-and-Trade dollars to work reducing greenhouse gas emissions, strengthening the economy, and improving public health and the environment, particularly in disadvantaged communities.



\$144.9 million

Cap-and-Trade dollars implemented within the District through May 31, 2020



89.0%

of total funds invested within the District benefiting priority populations



5,883

projects, rebates, and vouchers implemented within the District



1,061,412

MTCO₂e estimated over reduction timeframe

For an interactive map of investments statewide, visit caclimateinvestments.ca.gov.

Statewide Co-Benefits



improved air quality



reduced water use



enhanced ecosystems



employment & economic development



greater transit accessibility



dollar savings

Some projects are not located at a single address, and therefore could be attributable to multiple legislative districts. For projects that physically cross multiple legislative districts (e.g., transit projects), the entire project funding and other benefits are attributed to all relevant districts. For projects that report at the census tract level (e.g., vouchers, rebates, and household installations), the entire project funding and other benefits are attributed to a single district, determined by which district includes the majority of the census tract.

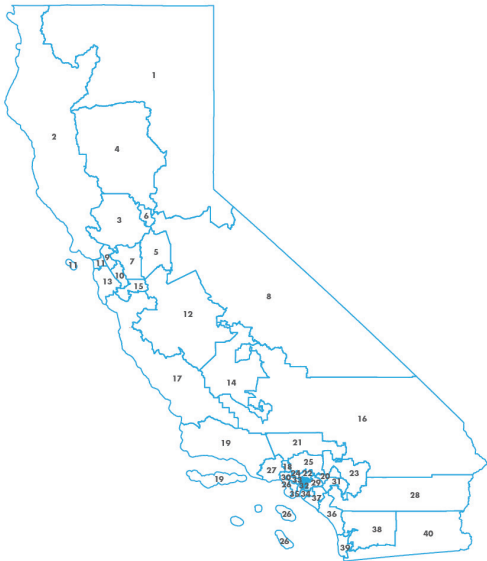


SENATOR
BOB ARCHULETA

SENATE
DISTRICT 32
SNAPSHOT

Cap-and-Trade Dollars at Work Across California

California Climate Investments is a statewide program that puts billions of Cap-and-Trade dollars to work reducing greenhouse gas emissions, strengthening the economy, and improving public health and the environment, particularly in disadvantaged communities.



\$152.1 million

Cap-and-Trade dollars implemented within the District through May 31, 2020



95.0%

of total funds invested within the District benefiting priority populations



7,219

projects, rebates, and vouchers implemented within the District



832,711

MTCO₂e estimated over reduction timeframe

For an interactive map of investments statewide, visit caclimateinvestments.ca.gov.

Statewide Co-Benefits



improved
air quality



reduced
water use



enhanced
ecosystems



employment &
economic development



greater transit
accessibility



dollar
savings

Some projects are not located at a single address, and therefore could be attributable to multiple legislative districts. For projects that physically cross multiple legislative districts (e.g., transit projects), the entire project funding and other benefits are attributed to all relevant districts. For projects that report at the census tract level (e.g., vouchers, rebates, and household installations), the entire project funding and other benefits are attributed to a single district, determined by which district includes the majority of the census tract.

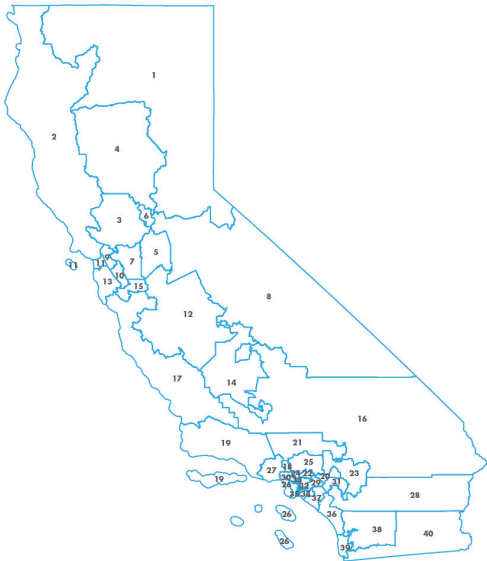


SENATOR
LENA GONZALEZ

SENATE
DISTRICT 33
SNAPSHOT

Cap-and-Trade Dollars at Work Across California

California Climate Investments is a statewide program that puts billions of Cap-and-Trade dollars to work reducing greenhouse gas emissions, strengthening the economy, and improving public health and the environment, particularly in disadvantaged communities.



\$330.8 million

Cap-and-Trade dollars implemented within the District through May 31, 2020



95.6%

of total funds invested within the District benefiting priority populations



4,513

projects, rebates, and vouchers implemented within the District



1,394,533

MTCO₂e estimated over reduction timeframe

For an interactive map of investments statewide, visit caclimateinvestments.ca.gov.

Statewide Co-Benefits



improved
air quality



reduced
water use



enhanced
ecosystems



employment &
economic development



greater transit
accessibility



dollar
savings

Some projects are not located at a single address, and therefore could be attributable to multiple legislative districts. For projects that physically cross multiple legislative districts (e.g., transit projects), the entire project funding and other benefits are attributed to all relevant districts. For projects that report at the census tract level (e.g., vouchers, rebates, and household installations), the entire project funding and other benefits are attributed to a single district, determined by which district includes the majority of the census tract.



SENATOR
THOMAS UMBERG

SENATE
DISTRICT 34
SNAPSHOT

Cap-and-Trade Dollars at Work Across California

California Climate Investments is a statewide program that puts billions of Cap-and-Trade dollars to work reducing greenhouse gas emissions, strengthening the economy, and improving public health and the environment, particularly in disadvantaged communities.



\$159.1 million

Cap-and-Trade dollars implemented within the District through May 31, 2020



89.8%

of total funds invested within the District benefiting priority populations



7,896

projects, rebates, and vouchers implemented within the District



615,633

MTCO_{2e} estimated over reduction timeframe

For an interactive map of investments statewide, visit caclimateinvestments.ca.gov.

Statewide Co-Benefits



improved
air quality



reduced
water use



enhanced
ecosystems



employment &
economic development



greater transit
accessibility



dollar
savings

Some projects are not located at a single address, and therefore could be attributable to multiple legislative districts. For projects that physically cross multiple legislative districts (e.g., transit projects), the entire project funding and other benefits are attributed to all relevant districts. For projects that report at the census tract level (e.g., vouchers, rebates, and household installations), the entire project funding and other benefits are attributed to a single district, determined by which district includes the majority of the census tract.

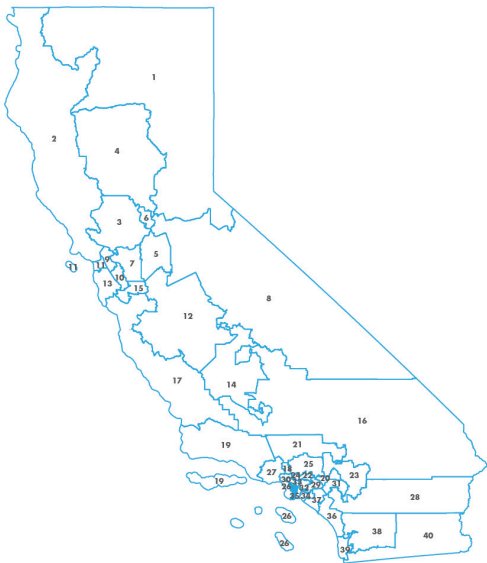


SENATOR
STEVEN BRADFORD

SENATE
DISTRICT 35
SNAPSHOT

Cap-and-Trade Dollars at Work Across California

California Climate Investments is a statewide program that puts billions of Cap-and-Trade dollars to work reducing greenhouse gas emissions, strengthening the economy, and improving public health and the environment, particularly in disadvantaged communities.



\$309.1 million

Cap-and-Trade dollars implemented within the District through May 31, 2020



98.5%

of total funds invested within the District benefiting priority populations



5,965

projects, rebates, and vouchers implemented within the District



635,606

MTCO_{2e} estimated over reduction timeframe

For an interactive map of investments statewide, visit caclimateinvestments.ca.gov.

Statewide Co-Benefits



improved
air quality



reduced
water use



enhanced
ecosystems



employment &
economic development



greater transit
accessibility



dollar
savings

Some projects are not located at a single address, and therefore could be attributable to multiple legislative districts. For projects that physically cross multiple legislative districts (e.g., transit projects), the entire project funding and other benefits are attributed to all relevant districts. For projects that report at the census tract level (e.g., vouchers, rebates, and household installations), the entire project funding and other benefits are attributed to a single district, determined by which district includes the majority of the census tract.

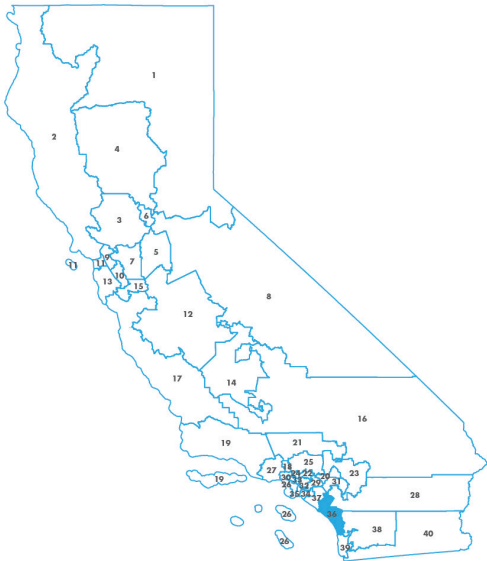


SENATOR
PATRICIA BATES

SENATE
DISTRICT 36
SNAPSHOT

Cap-and-Trade Dollars at Work Across California

California Climate Investments is a statewide program that puts billions of Cap-and-Trade dollars to work reducing greenhouse gas emissions, strengthening the economy, and improving public health and the environment, particularly in disadvantaged communities.



For an interactive map of investments statewide, visit caclimateinvestments.ca.gov.



\$93.5 million

Cap-and-Trade dollars implemented within the District through May 31, 2020



67.7%

of total funds invested within the District benefiting priority populations



13,065

projects, rebates, and vouchers implemented within the District



554,617

MTCO₂e estimated over reduction timeframe

Statewide Co-Benefits



improved
air quality



reduced
water use



enhanced
ecosystems



employment &
economic development



greater transit
accessibility



dollar
savings

Some projects are not located at a single address, and therefore could be attributable to multiple legislative districts. For projects that physically cross multiple legislative districts (e.g., transit projects), the entire project funding and other benefits are attributed to all relevant districts. For projects that report at the census tract level (e.g., vouchers, rebates, and household installations), the entire project funding and other benefits are attributed to a single district, determined by which district includes the majority of the census tract.

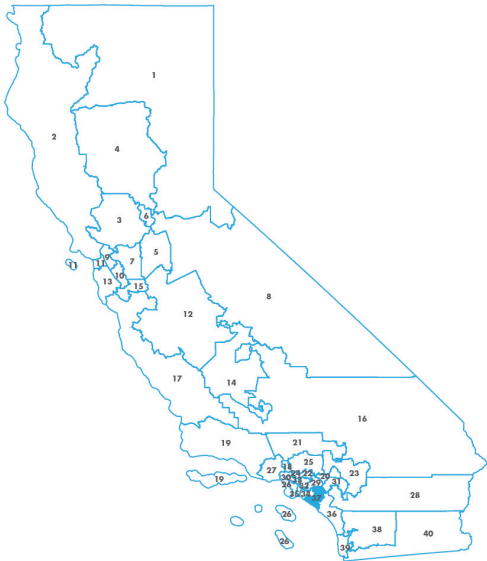


SENATOR
JOHN MOORLACH

SENATE
DISTRICT 37
SNAPSHOT

Cap-and-Trade Dollars at Work Across California

California Climate Investments is a statewide program that puts billions of Cap-and-Trade dollars to work reducing greenhouse gas emissions, strengthening the economy, and improving public health and the environment, particularly in disadvantaged communities.



For an interactive map of investments statewide, visit caclimateinvestments.ca.gov.



\$135.7 million

Cap-and-Trade dollars implemented within the District through May 31, 2020



57.3%

of total funds invested within the District benefiting priority populations



20,948

projects, rebates, and vouchers implemented within the District



674,677

MTCO₂e estimated over reduction timeframe

Statewide Co-Benefits



improved
air quality



reduced
water use



enhanced
ecosystems



employment &
economic development



greater transit
accessibility



dollar
savings

Some projects are not located at a single address, and therefore could be attributable to multiple legislative districts. For projects that physically cross multiple legislative districts (e.g., transit projects), the entire project funding and other benefits are attributed to all relevant districts. For projects that report at the census tract level (e.g., vouchers, rebates, and household installations), the entire project funding and other benefits are attributed to a single district, determined by which district includes the majority of the census tract.

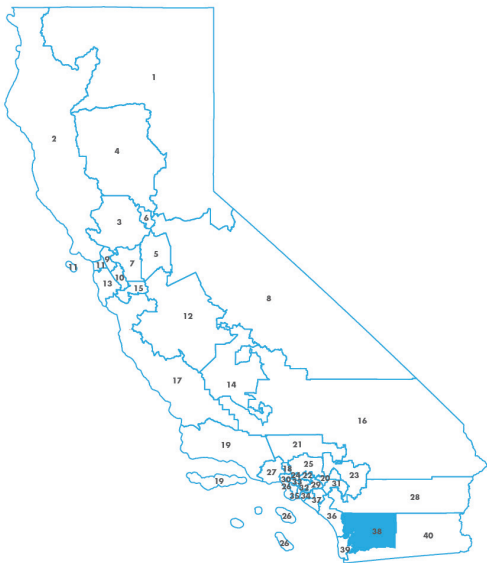


SENATOR
BRIAN JONES

SENATE
DISTRICT 38
SNAPSHOT

Cap-and-Trade Dollars at Work Across California

California Climate Investments is a statewide program that puts billions of Cap-and-Trade dollars to work reducing greenhouse gas emissions, strengthening the economy, and improving public health and the environment, particularly in disadvantaged communities.



\$99.1 million

Cap-and-Trade dollars implemented within the District through May 31, 2020



74.4%

of total funds invested within the District benefiting priority populations



8,268

projects, rebates, and vouchers implemented within the District



367,671

MTCO₂e estimated over reduction timeframe

For an interactive map of investments statewide, visit caclimateinvestments.ca.gov.

Statewide Co-Benefits



improved
air quality



reduced
water use



enhanced
ecosystems



employment &
economic development



greater transit
accessibility



dollar
savings

Some projects are not located at a single address, and therefore could be attributable to multiple legislative districts. For projects that physically cross multiple legislative districts (e.g., transit projects), the entire project funding and other benefits are attributed to all relevant districts. For projects that report at the census tract level (e.g., vouchers, rebates, and household installations), the entire project funding and other benefits are attributed to a single district, determined by which district includes the majority of the census tract.



SENATOR
TONI ATKINS

SENATE
DISTRICT 39
SNAPSHOT

Cap-and-Trade Dollars at Work Across California

California Climate Investments is a statewide program that puts billions of Cap-and-Trade dollars to work reducing greenhouse gas emissions, strengthening the economy, and improving public health and the environment, particularly in disadvantaged communities.



\$125.7 million

Cap-and-Trade dollars implemented within the District through May 31, 2020



69.9%

of total funds invested within the District benefiting priority populations



10,754

projects, rebates, and vouchers implemented within the District



635,816

MTCO₂e estimated over reduction timeframe

For an interactive map of investments statewide, visit caclimateinvestments.ca.gov.

Statewide Co-Benefits



improved air quality



reduced water use



enhanced ecosystems



employment & economic development



greater transit accessibility



dollar savings

Some projects are not located at a single address, and therefore could be attributable to multiple legislative districts. For projects that physically cross multiple legislative districts (e.g., transit projects), the entire project funding and other benefits are attributed to all relevant districts. For projects that report at the census tract level (e.g., vouchers, rebates, and household installations), the entire project funding and other benefits are attributed to a single district, determined by which district includes the majority of the census tract.

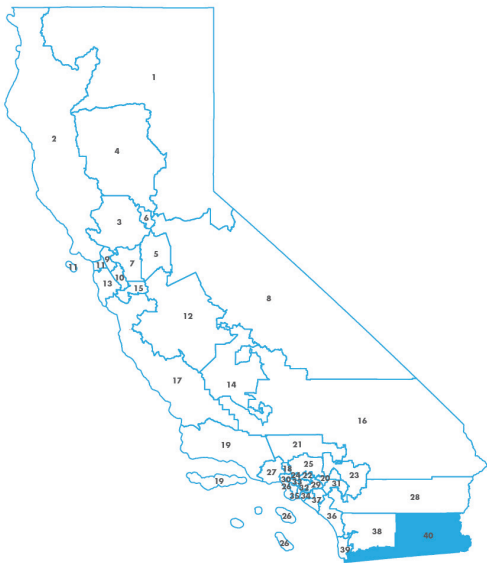


SENATOR
BEN HUESO

SENATE
DISTRICT 40
SNAPSHOT

Cap-and-Trade Dollars at Work Across California

California Climate Investments is a statewide program that puts billions of Cap-and-Trade dollars to work reducing greenhouse gas emissions, strengthening the economy, and improving public health and the environment, particularly in disadvantaged communities.



\$157.6 million

Cap-and-Trade dollars implemented within the District through May 31, 2020



90.2%

of total funds invested within the District benefiting priority populations



4,315

projects, rebates, and vouchers implemented within the District



382,848

MTCO₂e estimated over reduction timeframe

For an interactive map of investments statewide, visit caclimateinvestments.ca.gov.

Statewide Co-Benefits



improved
air quality



reduced
water use



enhanced
ecosystems



employment &
economic development



greater transit
accessibility



dollar
savings

Some projects are not located at a single address, and therefore could be attributable to multiple legislative districts. For projects that physically cross multiple legislative districts (e.g., transit projects), the entire project funding and other benefits are attributed to all relevant districts. For projects that report at the census tract level (e.g., vouchers, rebates, and household installations), the entire project funding and other benefits are attributed to a single district, determined by which district includes the majority of the census tract.