



Public Workshop


**Technology Assessment on Climate Change Emissions
from Light-Duty Vehicles**

HFC-134a Direct Emissions from Vehicle Air Conditioning Systems

April 20, 2004

Sacramento, CA

California Environmental Protection Agency

 **Air Resources Board**



Three Modes of Direct Lifetime Emissions

<u>Mode</u>	<u>Timing</u>	<u>When</u>
Leakage “regular”	gradual, continuous	in-use
Accidental release “irregular”	fast, discrete	in-use
End-of-life release	fast, once	post-use




Existing MAC Emission Data

- Ford: 48-hr diurnal SHED testing vehicles and AC off
- Schwarz: Loss of charge over first (EC) 6 mo. to 6 yr. of life
- Stemmler: Avg. leak rate in a tunnel (Swiss)
- Others

Valid works; but narrow scopes for California fleet.

California Environmental Protection Agency





California Alternative: Emissions by Mass Balance

- Over a vehicle's life:

Emissions = *Net inputs*

= initial charge + recharges
- amount recovered at end

- Net inputs: ~3 discrete events per veh.
- Data are accessible for many vehicles



Data Sources

- **Number of recharges:** 12,000 vehicles in 9 fleets; surveys of 966 vehicle owners
- **System capacity and amount per recharge:** 288 evacuations & recharges
- **End-of-life recovery:** survey of dismantlers, discussions with USEPA & California reclaimers
- **Lifetime:** EMFAC (16 yrs.)



Overview of Results

- Over 16-yr lifetime, the average California LDV emits ~1.4 kg of HFC-134a
- Results are basis for HFC inventory
- Includes releases & servicing fugitives
- This does not count:
 - excess emissions from “do-it-yourself” repairs
 - including emissions from topping Freon systems with HFC-134a



Comparisons

	<u>Loss, grams/yr</u>
Measured leak rates* (Ford)	26
Long-term loss (EC)	53
Tunnel study (Swiss)	123

ARB analysis	~85

* vehicles & ACs not operating



Caveats

- Our data are specific to the vehicle fleet of 2003
- HFC-134a LDVs still maturing
- We can't identify model-year effects
- Same analysis in a later year might give a different result




Climate Change Equivalent Emissions

- ~85 gm/yr/HFC-134a vehicle
- Or ~9 CO₂-equiv. gm/mile
- Of this, ~6 CO₂-equiv. gm/mile are due to leakage

Note: 200,000 lifetime VMT, GWP=1300

California Environmental Protection Agency

 **Air Resources Board**




Opportunities for reducing leakage

- Compressor shaft seal
- Hoses
- Connections

Working with SAE's Interior Climate Control Standards Committee

California Environmental Protection Agency





Final Remarks

- Analysis quantifies nominal GHG direct emission contribution from existing MACs in California
- Results are consistent with available research literature
- Potential paths for reductions can be identified

References::

- 1) Staff Report, "HFC-134a Emissions from Current Light- and Medium-Duty Vehicles," CARB, Research Division, March 2004.
- 2) Vincent, R., Cleary, K., Ayala, A., and Corey, R., "Emissions of HFC-134a from Light-Duty Vehicles in California," **2004**, *SAE Technical Paper* 2004-01-2256.

California Environmental Protection Agency

