




# Evaporative Emission Certification Requirements for Small Off-Road Engines (SORE)

Monitoring and Laboratory Division (MLD)  
Mobile Source Operations Division (MSOD)  
California Air Resources Board

September 23, 2004



California Environmental Protection Agency



Air Resources Board

# Outline

- Overview of New Evaporative Requirements
- Evaporative System Certification Overview
- Component Certification
- Design-Based Certification
- Performance-Based Certification
- Compliance
- Inventory Validation Study
- Exemptions

# New SORE Evaporative Requirements (Applicability)

- Engines  $\leq 19$  kW
  - Engines grouped by displacement
    - $\leq 80$  cc, handheld
    - $> 80$  cc to  $< 225$  cc, small non-handheld
    - $\geq 225$  cc, large non-handheld
- Two and four-stroke engines
- Lawn and garden and small industrial equipment

# New SORE Evaporative Requirements (Applicability)

- Regulations do not apply to:
  - Snowthrowers and ice augers
  - Engines or equipment that use compression-ignition engines
  - Farm and construction equipment

# New SORE Evaporative Requirements (Handheld)

- Apply to small engines  $\leq 80$  cc
- Typical equipment includes string trimmers, leaf blowers, and chainsaws

Effective Date Model Year	Applicability	Requirement Tank Permeation
2007	Equipment That Use Gasoline Powered Small Off- Road Engines With Displacements $\leq 80$ cc	Fuel Tank Permeation Emissions Shall Not Exceed 2.0 Grams Per Square Meter Per Day As Determined By TP-901.

# New SORE Evaporative Requirements (Small Non-Handheld)

- Apply to walk-behind mowers with engines  
> 80 cc to < 225 cc

	Performance Requirements Section 2754(a)	Design Requirements Section 2754(b)
Effective Date Model Year	Diurnal Standard Grams HC/day	Fuel Hose Permeation Grams ROG/m <sup>2</sup> /day
2006	None	15
2007 and 2008	1.3	N/A
2009	1.0	N/A

# New SORE Evaporative Requirements (Small Non-Handheld)

- Apply to equipment other than walk-behind mowers with engines > 80 cc to < 225 cc

	Performance Requirements Section 2754(a)	Design Requirements Section 2754(b)		
Effective Date Model Year	Diurnal Standard Grams HC/day	Fuel Hose Permeation Grams ROG/m <sup>2</sup> /day	Fuel Tank Permeation Grams ROG/m <sup>2</sup> /day	Carbon Canister or Equivalent Butane Working Capacity Grams HC
2006	None	15	None	None
2007 through 2011	1.20 + 0.056*tank vol. (liters)	15	2.5	Specified in TP-902
2012	0.95 + 0.056*tank vol. (liters)	15	1.5	Specified in TP-902

# New SORE Evaporative Requirements (Large Non-Handheld)

- Apply to large equipment like lawn tractors and generators with engines  $\geq 225$  cc

	Performance Requirements Section 2754(a)	Design Requirements Section 2754(b)		
Effective Date Model Year	Diurnal Standard Grams HC/day	Fuel Hose Permeation Grams ROG/m <sup>2</sup> /day	Fuel Tank Permeation Grams ROG/m <sup>2</sup> /day	Carbon Canister or Equivalent Butane Working Capacity Grams HC
2006 and 2007	None	15	None	None
2008	1.20 + 0.056*tank vol. (liters)	15	2.5	Specified in TP-902
2013	1.20 + 0.056*tank vol. (liters)	15	1.5	Specified in TP-902



# Evaporative System Certification Overview

- What are evaporative emissions?
  - Evaporative emissions are permeation and vented emissions from fuel storage systems

# Evaporative System Certification Overview

- Evaporative emissions occur in four distinct phases:
  - Running loss - emissions occur during engine operation and include permeation and vented tank emissions
  - Hot soak - emissions occur for a one hour period after engine shutdown
  - Diurnal - emissions occur as a result of daily fluctuations in ambient temperature
  - Resting losses - emissions (mainly permeation) that occur at steady or declining temperatures

# Evaporative System Certification Overview

- What are evaporative systems?
  - Evaporative systems are fuel system components designed to reduce emissions
  - Specially designed fuel hoses, fuel tanks, fuel caps, and carbon canisters are typically used to control evaporative emissions

# Evaporative System Certification Overview

- What needs to be certified?
  - All small off-road engines or equipment that use small off-road engines sold in California must be certified annually
  - Preempt equipment not required to certify
- Who can certify?
  - engine manufacturers (B&S, Tecumseh, Kawasaki, etc.), or
  - equipment manufacturers (Simplicity, John Deere, Murray, etc.)

# Evaporative System Certification Overview

- Engines or equipment must be certified under one of the following options:
  - Design-Based Option, 13 CCR 2754 (b)
    - Compliance demonstrated by using components that meet specified performance requirements
    - Likely option for equipment manufacturers that purchase engine without fuel tanks
  - Performance-Based Option , 13 CCR 2754 (a)
    - Compliance demonstrated through diurnal test
    - Likely option for engine manufacturers that sell engines with complete evaporative systems

# Component Certification

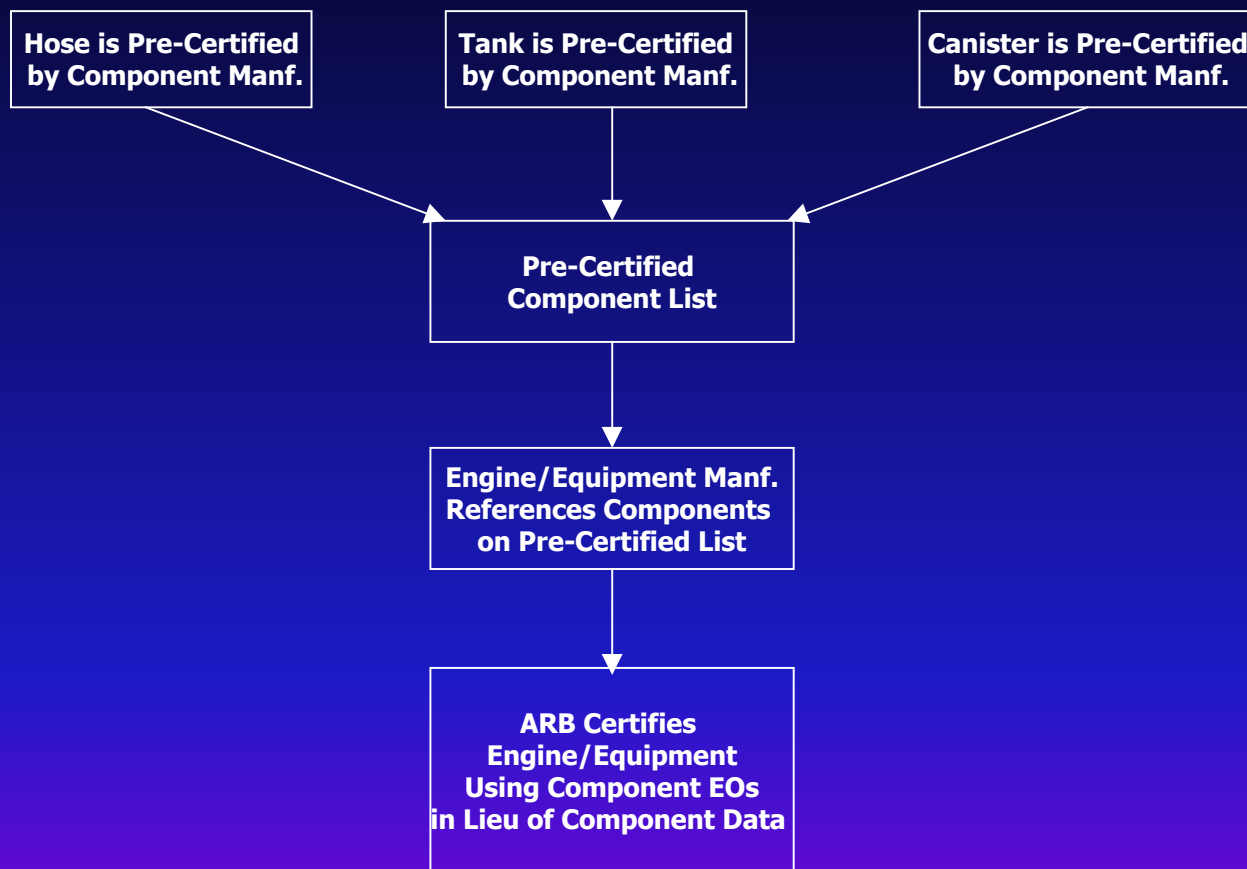
- What is component certification?
  - Component certification is pre-certification of fuel hoses, fuel tanks, and carbon canisters by ARB

# Component Certification

- How is component certification useful?
  - Allows manufacturers to reference a pre-certified component Executive Order (EO) in a certification application when certifying by design
  - Multiple OEMs can rely on same component EO
  - Expedites certification process by eliminating the need to review component compliance data

# Component Certification

## (How it works)

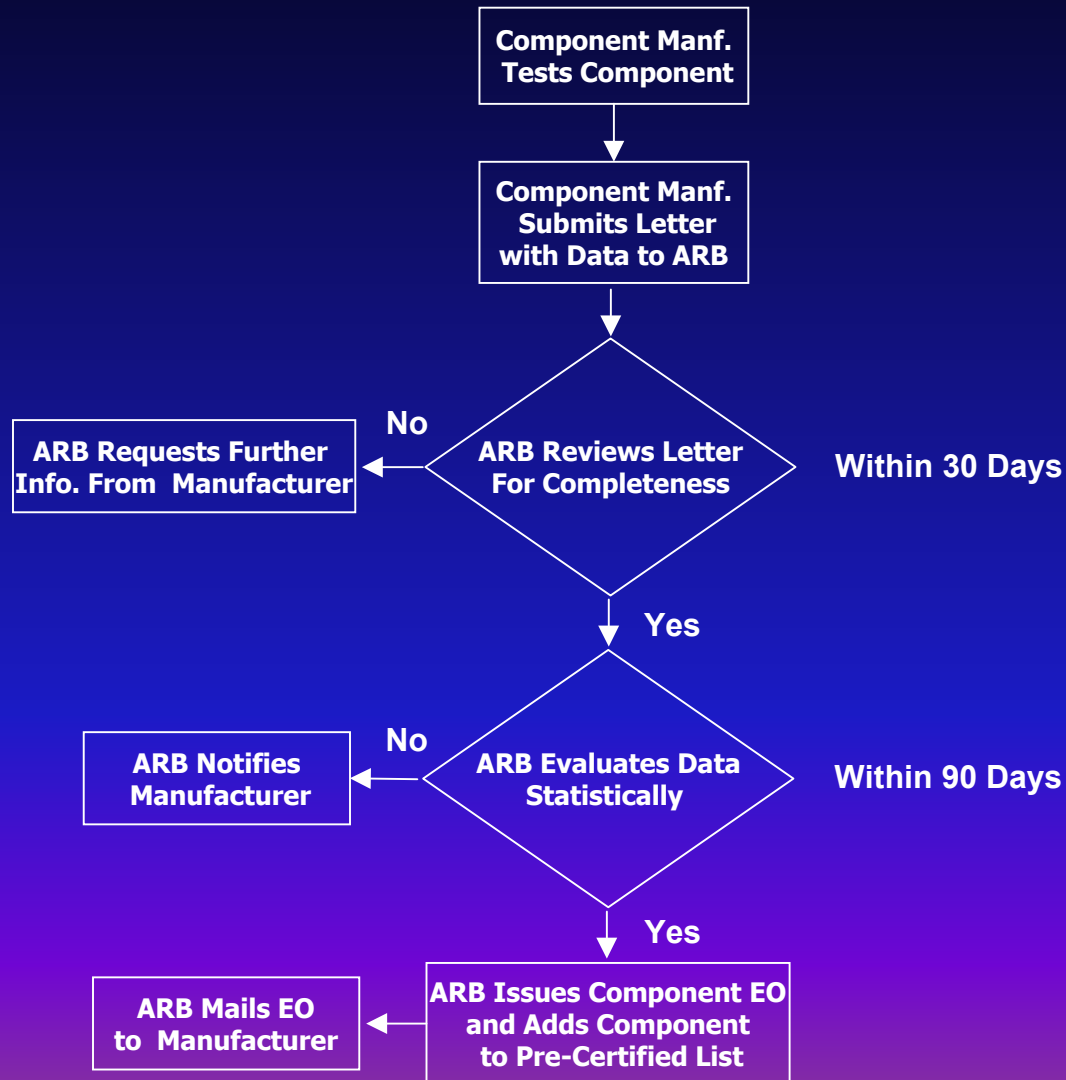




# Component Certification

- Who is expected to apply for a component EO
  - Fuel hose manufacturers like Avon Automotive, Mark IV, and Mold-Ex, Inc.
  - Fuel tank manufacturers like Kelch Corp., Honeywell Plastics, and Mergon Corp.
  - Carbon canister manufacturers like Eaton Corp., Delphi Automotive, and Sentec E&E

# Component Certification Process Flowchart



# Component Certification Process

- Manufacturer tests a minimum of 5 samples of component using applicable test procedure
  - Fuel hose - SAE J1737 (allowable test fuels and test temperatures specified in 13 CCR 2754)
  - Fuel tank - TP-901
  - Carbon canister - TP-902

# Component Certification Process

- Manufacturer submits letter with test data requesting a component EO to:

Monitoring and Laboratory Division

Air Resources Board

P.O. Box 2815

Sacramento, CA 95812

Attn: Division Chief

# Component Certification Process

- Letter must also include:
  - Reference to the test procedure used to generate the data
  - General description of material composition
  - Drawing of component
  - Installation and maintenance instructions (if applicable)
  - Limits for proper functioning (max load/purge rate for canister etc.)
  - Sample of component or coupon for tanks

# Component Certification Process

- Within 30 days
  - Letter deemed complete:
- Within 90 days
  - Data reviewed statistically
  - 95% of extrapolated population must be below applicable standard
  - Component EO with usage limits issued
  - Component added to pre-certified list and posted on ARB's SORE Web site

# Component Certification Process

## (Fuel Tank Case Study)

Example: A manufacturer seeks a component EO for fluorinated HDPE fuel tanks ranging from 0.25 to 5 gallons

# Component Certification Process

## (Fuel Tank Case Study Continued)

To obtain a component EO a manufacturer would:

- Generate permeation data for the smallest and largest fuel tanks within the production range
- Test five 0.25 gallon and five 5 gallon tanks following TP-901



# Component Certification Process

## (Fuel Tank Case Study Continued)

- Submit a letter to ARB requesting a component EO which includes:
  - test data generated following TP-901
  - general material description of the tank (fluorinated HDPE) with CAD drawings of the two tanks
  - an untested sample coupon
  - location and mounting instructions
  - any conditions which might affect the tank's integrity (maximum skin temperature etc.)

# Component Certification Process

## (Fuel Tank Case Study)

After receiving the request, ARB processes the certification application by:

- Logging the date of receipt
- Assigning a new component EO number
- Reviewing the application for completeness

# Component Certification Process

## (Fuel Tank Case Study)

- Statistically analyzing the data to ensure that:
  - all data points are below the design criteria of 2.5 grams/meter<sup>2</sup>/day
  - ensuring that 95% of extrapolated populations for the 0.25 and 5 gallon tanks are below 2.5 grams/meter<sup>2</sup>/day
- Drafting a component EO for the tanks
- Mailing the component EO to the manufacturer

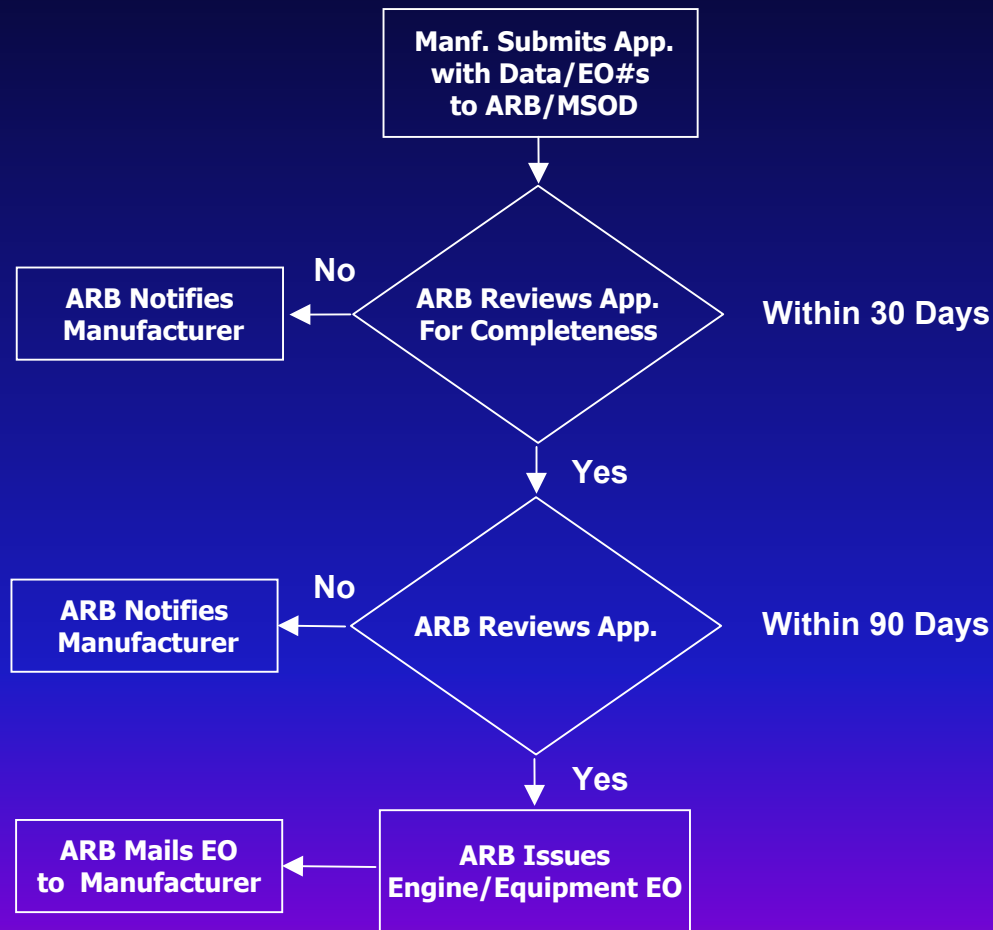
# Design-Based Certification > 80cc

- What is design-based certification?
  - Engine or equipment manufacturers use fuel hoses, fuel tanks, and carbon canisters in evaporative emission control systems that meet specific design requirements

# Design-Based Certification

- How is design-based certification useful?
  - Allows manufacturers to show compliance without testing the complete evaporative system in a Sealed Housing for Evaporative Determination Enclosure (SHED)

# Design-Based Certification Process Flowchart



# Design-Based Certification Process

- Manufacturer submits application to:

Mobile Source Operations Division  
Off-Road Certification/Audit Section  
Air Resources Board  
9480 Telstar Avenue, Suite 4  
El Monte, CA 91731-2988  
Attn: Division Chief

# Design-Based Certification Process

## > 80cc

- Application must include:
  - Component EO numbers in lieu of component test data or, tank and hose permeation data, canister working capacity data
  - Running loss determination
  - Engineering description of evaporative control system
  - Sample engine or equipment label
  - Warranty and Other Applicable Requirements



# Design-Based Certification Process

- MSOD reviews application
- MSOD issues Executive Order of Certification

# Design-Based System Certification

## (Generator Case Study)

- Example: A manufacturer intends to sell three models of generators in California.
- All models use an evaporative system based on the following pre-certified components:
  - Fluoroelastomer multi-layered hoses
  - HDPE tanks with Sellar barriers
  - Actively purged carbon canisters

Component Description	EO Number from Pre-certified List
Fluoroelastomer Multi-Layered Hose	GH-05-001
HDPE Tank with Sellar Barrier	GT-07-019
Carbon Canister	GC-07-011

# Design-Based System Certification

## (Generator Case Study Continued)

The generators have the following characteristics:

Generator Model	Engine Disp.	Fuel Tank Volume Liters	Fuel Tank Internal Surf. Area (m <sup>2</sup> )	Fuel Line Length (mm)	Fuel Line Inside Dia. (mm)
G8500	260 cc	18.9	0.43	610	7.9
G7500	230 cc	15.1	0.38	492	7.9
G5500	170 cc	11.4	0.30	305	6.4

# Design-Based System Certification

## (Generator Case Study Continued)

- Prior to submitting a certification application a manufacturer should:
  - Reference component EOs or perform component testing
  - Submit a Letter of Intent
- Prior to submitting a certification application a manufacturer may:
  - Submit a pre-certification package for approval of label and warranty statement

# Design-Based System Certification

## (Generator Case Study Continued)

- Manufacturer fills out certification application
- Manufacturer submits certification application to:

Mobile Source Operations Division  
Off-Road Certification/Audit Section  
Air Resources Board  
9480 Telstar Avenue, Suite 4  
El Monte, California 91731-2988  
Attn: Division Chief

# Design-Based System Certification

## (Generator Case Study Continued)

- Please refer to the sample design-based application handout

# Design-Based System Certification

## (Generator Case Study Continued)

- ARB processes the application by:
  - Logging the date of receipt
  - Entering certification data into database
  - Reviewing the application
  - Drafting an Evaporative System EO
  - Reviewing and approving the Evaporative System EO
  - Mailing the Evaporative System EO to the manufacturer

# Performance-Based Certification

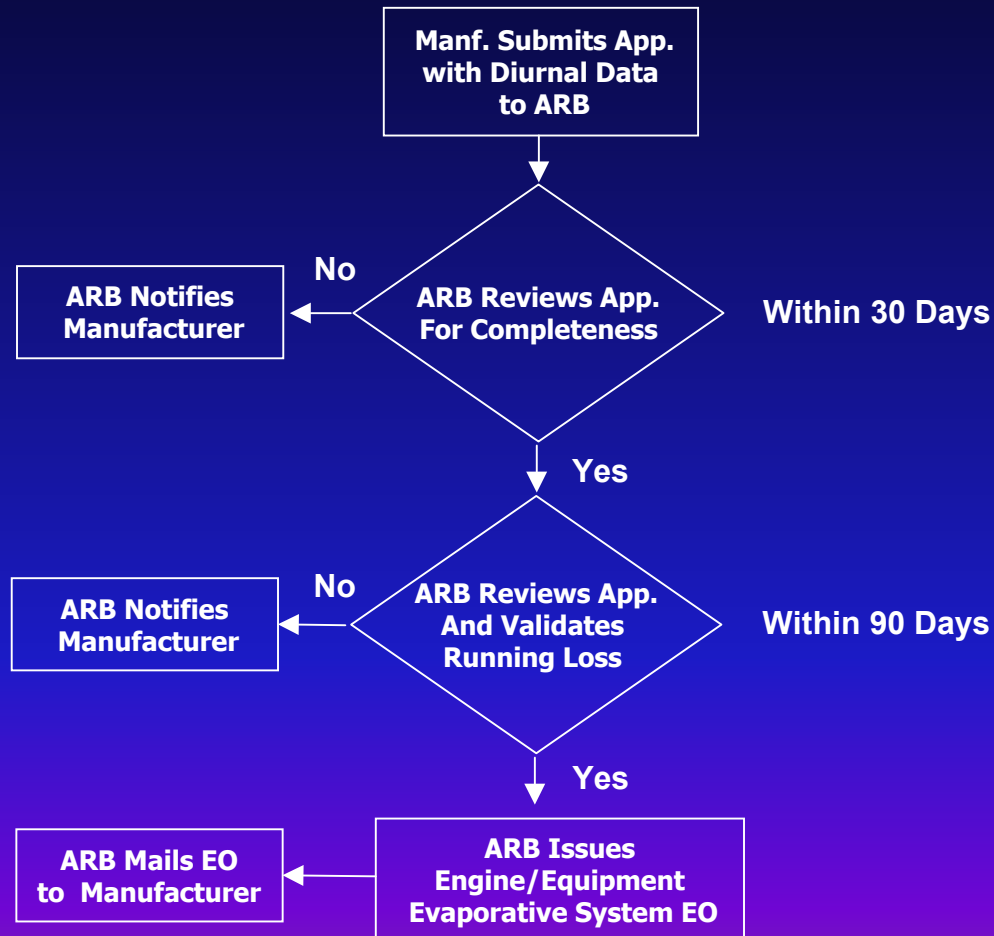
- What is performance-based certification?
  - Compliance with the evaporative requirements are demonstrated by diurnal testing of engines or equipment with complete evaporative emission systems in a SHED



# Performance-Based Certification

- How is performance-based certification useful?
  - “Gold Standard” for demonstrating compliance
  - Manufacturers can take advantage of averaging and banking provisions within the regulations to maximize product offerings

# Performance-Based Certification Process Flowchart



# Performance-Based Certification Process

- Manufacturer submits application to:

Mobile Source Operations Division  
Off-Road Certification/Audit Section  
Air Resources Board  
9480 Telstar Avenue, Suite 4  
El Monte, CA 91731-2988  
Attn: Division Chief

# Performance-Based Certification Process

- Application must include:
  - Cover Letter/Statement of Compliance
  - Fuel tank permeation data ( $\leq 80$  cc engines)
  - Diurnal emissions data ( $>80$  cc engines)
  - Running loss determination ( $> 80$  cc engines)
  - Engineering description of evaporative control system
  - Sample engine or equipment label
  - Emission warranty

# Performance-Based Certification Process

- MSOD reviews application
- MLD validates running loss control
- MSOD issues Executive Order of Certification

# Performance-Based System Certification

(Walk-Behind Mower Engine Case Study ~~Continued~~)

- Example is for a walk-behind mower engine that is certified by the engine manufacturer.
- The engine uses an evaporative system based on the following components:
  - Fluoroelastomer multi-layered hose
  - Fluorinated HDPE tank
  - Actively purged carbon canister

# Performance-Based System Certification

## (Walk-Behind Mower Engine Case Study Continued)

The walk-behind mower engine has the following characteristics:

Engine Model	Engine Disp.	Fuel Tank Volume Liters	Fuel Tank Internal Surf. Area (m <sup>2</sup> )	Fuel Line Length (mm)	Fuel Line Inside Dia. (mm)
MV600	185 cc	1.42	0.08	305	6.4

# Performance-Based System Certification

## (Walk-Behind Mower Engine Case Study Continued)

- Prior to submitting a certification application a manufacturer should:
  - Perform a diurnal test of the engine following TP-902 (result is 0.9 grams HC/day)
  - Submit a Letter of Intent
- Prior to submitting a certification application a manufacturer may:
  - Submit a pre-certification package for approval of label and emission warranty statement



# Performance-Based System Certification

## (Walk-Behind Mower Engine Case Study Continued)

- Manufacturer fills out certification application
- Manufacturer submits certification application to MSOD

# Performance-Based System Certification

(Walk-Behind Mower Engine Case Study Continued)

- Please refer to the performance-based sample application handout

# Performance-Based System Certification

(Walk-Behind Mower Engine Case Study Continued)

- After receiving the application, ARB processes the application by:
  - Logging the date of receipt
  - Entering certification data into database

# Performance-Based System Certification

## (Walk-Behind Mower Engine Case Study Continued)

- Reviewing the application and approving running loss control
- Drafting an engine/evaporative system EO
- Reviewing and approving the engine/evaporative system EO
- Mailing the engine EO to the manufacturer

# Compliance

## (Pre-Certified Components)

- What happens if ARB identifies a pre-certified component as no longer meeting design specifications?
  - Component EO is revoked
  - Manufacturers may continue to sell current model year engines and equipment
  - Manufacturers may not use the component on engines or equipment the next model year

# Compliance

## (Design-Based Components)

- What happens if ARB identifies through new equipment compliance testing a design-based component that does not meet design specifications?
  - Manufacturer is notified of ARB's finding
  - Manufacturer may challenge ARB's findings
  - ARB may revoke EO and seek appropriate remedies

# Compliance

## (Performance-Based Systems)

- What happens if ARB identifies through new equipment compliance testing a system that does not meet the diurnal emission design requirements?
  - Manufacturer is notified of ARB's finding
  - Manufacturer may challenge ARB's findings
  - ARB may revoke EO and seek appropriate remedies

# Validation Study

- Purpose is to validate emission reduction goals
- ARB and industry will measure emissions from certified systems
- Study to be conducted in 2010 and 2015
- Executive Officer selects equipment to be tested



# Validation Study

## continued

<b>Year</b>	<b>Number of Data Points (# of Equipment Tested) for Units Certified per the Performance-Based Standards Under Section 2754(a)</b>	<b>Number of Data Points (# of Equipment Tested) for Units Certified per the Design-Based Standards Under Section 2754(b)</b>
<b>2008</b>	<b>9 (3)</b>	<b>45 (15)</b>
<b>2009</b>	<b>3 (1)</b>	<b>15 (5)</b>
<b>2010</b>	<b>3 (1)</b>	<b>15 (5)</b>
<b>2013</b>	<b>9 (3)</b>	<b>45 (15)</b>
<b>2014</b>	<b>3 (1)</b>	<b>15 (5)</b>
<b>2015</b>	<b>3 (1)</b>	<b>15 (5)</b>

# Exemptions

- Handheld equipment using structurally integrated nylon tanks
  - Typical equipment eligible are mainly chainsaws and some models of leaf blowers
  - Exemption allowed because of the thermal resistance properties of nylon 6,6
  - Equipment only exempt from tank permeation standard

# Exemptions

- Metal tanks and co-extruded multi-layered tanks
  - Engines and equipment using these tanks do not need to supply tank permeation data in a certification application
  - Exemption allowed because these tanks have inherently low permeation emissions

# Exemptions

## (Continued)

- Equipment using small production volume tanks
  - Applies to all models with identical tanks produced by an engine or equipment manufacturer with total California sales of 400 or fewer units per year

# Exemptions

## (Continued)

- Exemption allowed because of cost to replace rotationally molded tanks
- Equipment must use a low permeation line and carbon canister
- Exempt from tank permeation standard

# Exemptions

## (Continued)

- Generators fueled by vehicle or vessel tank
  - Applies to generators fueled by the fuel tank of an on-road vehicle or marine vessel

# Exemptions

## (Continued)

- Exemption allowed because on-road vehicles already control evaporative emissions
- Equipment must use a low permeation line
- Exempt from the diurnal performance requirements and the fuel tank permeation and carbon canister design requirements

# ARB Contacts and Resources

- MSOD Contact for System Certifications  
Section Manager  
Off-Road Certification/Audit Section  
(626) 575-7040
- MLD Contact for Component Certifications  
Section Manager  
Engineering Development and Testing Section  
(916) 322-8963



## ARB Contacts and Resources

- ARB is scheduling a SORE certification guidance workshop for late October 2004 at the ARB auditorium in El Monte.
- SORE regulations and test procedures can be viewed on ARB's web page at:  
<http://www.arb.ca.gov/regact/sore03/sore03.htm>