7.0 SCAQS VOLATILE ORGANIC COMPOUND SOURCE APPORTIONMENT

Section 6 explained the CMB model, its basic assumptions, and its applications and validation protocol. This section applies the protocol developed for PM_{10} source apportionment to the apportionment of SCAQS VOCs, then performs the modeling and examines the source contributions.

7.1 CMB Application and Validation for VOC Source Apportionment

Though the CMB applications and validation protocol was originally developed for PM_{10} source apportionment, it contains many general features which are applicable to the source apportionment of other pollutants. This is the first time that the CMB applications and validation protocol has been applied to VOC receptor modeling. Each of the seven steps is taken to its logical conclusion to determine the usefulness of the protocol in its current form. As part of this process, modifications and amplifications are identified which will allow this process to be generalized to the source apportionment of pollutants other than suspended particles.

7.1.1 CMB Model Applicability

VOC samples were taken by well-characterized methods during the SCAQS summer and fall campaigns. Extra care was taken to obtain a full range of chemical speciation. The importance of the C_2 species, which are not often resolved by conventional analyses, was noted in Section 3, and SCAQS data which did not attain this resolution were eliminated for CMB analysis.

All major ROG source types in the SoCAB have been identified, and profiles for these sources were assembled from published data. The potentially contributing source types are: 1) motor vehicle exhaust; 2) evaporated gasoline; 3) liquid gasoline which evaporates in air; 4) industrial and domestic solvents and degreasers; 5) architectural and industrial coatings; 6) natural gas; 7) liquefied petroleum gas; 8) biogenic emissions; and 9) geogenic emissions.

Section 5 noted that the VOC profiles for these source types are limited in that: 1) they were collected by various researchers over a period of many years and do not necessarily represent emissions in the SoCAB during 1987; 2) the profile species do not always correspond to the ambient species measured; 3) several species in the VOC profiles are expected to change with aging in the atmosphere; and 4) uncertainties are not reported.

These concerns echo those expressed by Javitz and Watson (1988) about the status for suspended particles. In fact, the data sets available for VOC receptor modeling are much better than those originally available for modeling of TSP, PM_{10}, and $PM_{2.5}$ a decade ago, as demonstrated for the SoCAB in Section 2. The VOC modeling effort for SCAQS data provides

an opportunity to examine the value of existing data and to make some concrete recommendations to improve source and receptor data acquired in future studies.

Though the source profile data base is limited, several reasonable profiles have been identified in Section 5, and rational uncertainties have been assigned to them. Several of these profiles correspond to those used to speciate the SCAQS emissions inventory, so if they are not representative enough to explain the SCAQS VOC data by CMB source apportionment, they will certainly be inadequate for photochemical modeling of ROG emissions.

To evaluate the effects of some of these source profile limitations, several different VOC profiles have been selected for major source types (e.g., vehicle exhaust profile based on dynamometer studies of different fleets, data from a tunnel study) to determine the effects of alternative source profiles on the source contribution estimates and on overall model performance. These sensitivity tests were the basis for selecting the default set of source profiles that were used in the initial CMB model runs for all valid ambient samples. Reasonable uncertainty estimates were assigned to the profiles. The typical lifetimes of different organic compounds in the profiles were examined to determine which compounds might retain their relative abundances between source and receptor and which ones would not.

Given these precautions, the CMB receptor model is applicable to source apportionment of the SCAQS VOC data base.

7.1.2 Initial Source Contribution Estimates

Initial source contribution estimates were made to determine the optimal combination of source profiles and fitting species. As a prelude to actual CMB effective variance runs, the ambient data were examined by less complex tracer and bivariate regression receptor methods to select species which do not change their abundances between source and receptor.

Figure 7-1 shows scatterplots of acetylene, propane, isopentane, toluene, ethene, and propene versus carbon monoxide for all summer samples at all SCAQS sites except San Nicolas Island. Sampling times are indicated by different symbols and a separate linear regression line is plotted for each time period. Carbon monoxide is selected as the common independent variable because it is associated primarily with vehicle exhaust and it is relatively inert to chemical transformation in the atmosphere.

When exhaust is fresh and photochemical reactions are minimal, VOCs that have a vehicle exhaust origin should correlate with carbon monoxide and the regression slope should equal the emission rate ratio. Morning samples at most sites should be fresh owing to morning rush hour emissions and the lack of photochemistry. Afternoon samples, especially those in the eastern SoCAB, should have experienced significant photochemical changes. Non-reactive species in vehicle exhaust should have a constant slope for the three regression lines, while reactive species would have a lower slope in the afternoon.

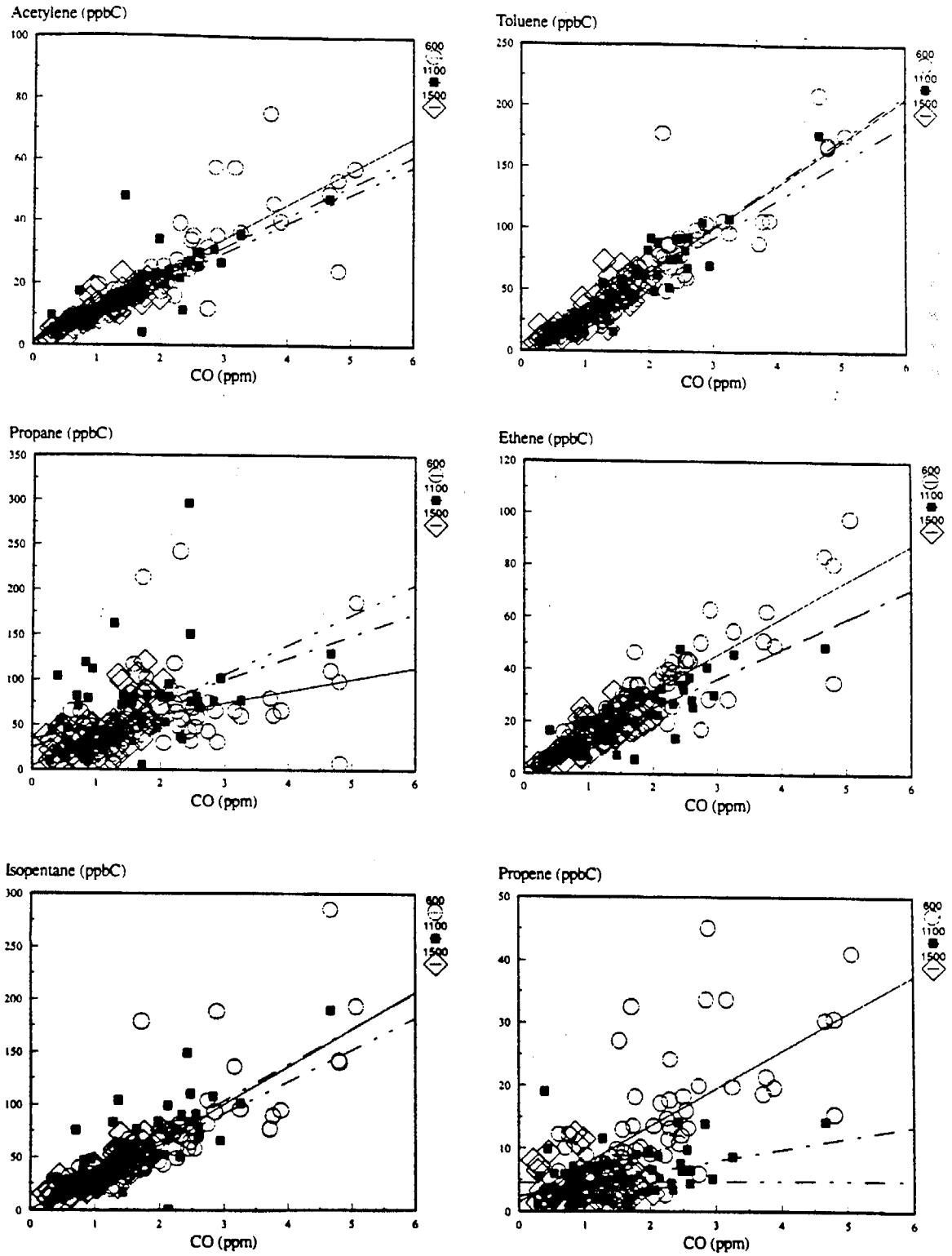

Figure 7-1. Scatterplots of Hydrocarbons Versus Carbon Monoxide by Sampling Period for All Valid Summer Samples

The six plots are arranged by decreasing VOC reactivity (Table 2-2) from upper left to bottom left then upper right to bottom right in Figure 7-1. In the absence of photochemical changes, the by-products of the combustion process in gasoline engines (e.g., acetylene, ethene, and propene) are expected to be highly correlated with carbon monoxide. This correlation is evident (excluding cases in which chemical reactions have occurred), though there is considerable scatter in the data which may be related to temporal and spatial variations in vehicle operation (e.g., free-flowing versus congested traffic, cold start versus stabilized), and non-exhaust contributors to these VOCs.

The abundances of combustion VOCs in vehicle exhaust vary more with vehicle speed and operating mode than do VOC abundances resulting from incomplete combustion (Bailey *et al.*, 1990). A portion of isopentane and toluene are products of incomplete combustion and evaporative running losses, and therefore associated with carbon monoxide in exhaust emissions. Isopentane and toluene also derive from evaporated gasoline, which would not have any relationship to carbon monoxide. However, toluene shows little scatter with respect to carbon monoxide, even though it is a major component in other source types such as architectural coatings. This provides some indication that toluene from coatings may not be a major contributor to SCAQS VOC samples. Propane is not a substantial component of gasoline or vehicle exhaust and shows no relationship with carbon monoxide.

The slopes of the morning, mid-day, and afternoon regression lines for the six VOCs are consistent with their relative lifetimes (Table 2-2). The plots indicate that hydrocarbons with reactivity equal to or less than toluene are good candidates for use as fitting species in the CMB analysis. Ethene is near the borderline and propene is clearly too reactive.

Ambient data were also examined to determine whether or not different profiles, or different mixtures of profiles, might be needed to explain the ambient measurements at different sampling sites. Tables 7-1a and 7-1b show the average ratios (ppbC/ppbC) of ethyne, ethene, propene, propane, isopentane, and toluene to NMHC by site and sampling time for the summer and fall campaigns. Average carbon monoxide and NMHC concentrations are also provided as indicators of motor vehicle and VOC concentration levels at each site and time of day. The sites are listed in the tables according to location from western to eastern part of the basin.

The tables show that the average ratios of ethyne, ethene, isopentane, and toluene to total NMHC are extremely constant both spatially and temporally. One interpretation of this consistency is that these VOCs are influenced throughout the SoCAB by a common source or set of sources. Since Section 5 shows that these species are most abundant in motor vehicle related emissions, it is likely that motor vehicles are the dominant sources.

The ambient ethyne/NMHC ratios, which range from approximately 2.5% to 3.5%, are generally consistent with the ethyne abundances in the motor vehicle exhaust profiles. However, the ambient ethene/NMHC ratios, which range from 3% to 4.5%, are about half the corresponding ethene abundances in the vehicle exhaust profiles reported in Section 5. Other contributions to ambient NMHC (e.g., gasoline evaporative emissions) could explain the lower

Table 7-1a
Mean CO, NMHC and Species Ratios by Site and Sampling Period During Summer SCAQS

Site	Time (PST)	CO (ppb)	NMHC (ppbC)	Ethyne/ NMHC	Ethene/ NMHC	Propene/ NMHC	Propane/ NMHC	Isopentane/ NMHC	Toluene/ NMHC
HAWT	600	1103	562	2.42%	3.72%	2.36%	10.80%	6.68%	5.60%
LBCC	600	1499	831	2.44%	3.78%	1.46%	8.25%	8.04%	6.03%
ANAH	600	1778	781	2.81%	4.08%	1.29%	7.15%	7.05%	6.51%
CELA	600	3119	1102	3.40%	4.28%	1.60%	5.69%	7.24%	7.97%
BURK	600	2943	1401	2.49%	3.54%	1.49%	8.32%	7.31%	7.97%
AZUS	600	1990	945	2.31%	3.47%	1.18%	6.97%	6.16%	8.68%
CLAR	600	2157	779	3.02%	4.24%	1.36%	6.24%	7.26%	8.12%
RIVR	600	2216	866	3.20%	3.82%	1.69%	6.28%	7.81%	7.21%
Mean	600	2101	908	2.76%	3.87%	1.55%	7.46%	7.19%	7.26%
HAWT	1100	477	359	2.78%	2.37%	1.77%	13.75%	7.14%	3.99%
LBCC	1100	1024	584	3.50%	2.95%	0.97%	14.25%	7.63%	5.49%
ANAH	1100	1006	398	2.62%	3.80%	1.08%	9.07%	7.08%	6.35%
CELA	1100	2597	1137	2.46%	2.89%	0.72%	7.07%	9.29%	7.80%
BURK	1100	2390	943	2.73%	3.25%	0.69%	9.41%	7.35%	8.56%
AZUS	1100	1449	621	2.74%	2.84%	0.57%	9.22%	7.92%	7.79%
CLAR	1100	1480	491	2.60%	3.06%	0.54%	7.58%	7.39%	7.04%
RIVR	1100	1058	360	2.60%	2.69%	0.51%	7.61%	8.89%	6.05%
Mean	1100	1435	612	2.75%	2.98%	0.86%	9.75%	7.84%	6.63%
HAWT	1500	315	229	1.92%	1.88%	2.51%	11.37%	7.17%	5.68%
LBCC	1500	853	341	2.86%	4.35%	1.84%	8.90%	6.42%	6.85%
ANAH	1500	1120	426	2.71%	3.74%	1.17%	8.88%	8.18%	6.32%
CELA	1500	1291	595	2.73%	3.41%	1.05%	4.75%	7.70%	7.79%
BURK	1500	1643	706	2.39%	2.91%	0.75%	9.37%	7.56%	8.13%
AZUS	1500	1494	614	2.83%	3.33%	0.59%	8.82%	6.97%	8.02%
CLAR	1500	1434	559	2.56%	2.95%	0.52%	11.16%	7.53%	6.61%
RIVR	1500	979	339	3.23%	2.56%	0.46%	10.15%	8.01%	6.14%
Mean	1500	1141	476	2.66%	3.14%	1.11%	9.18%	7.44%	6.94%

Table 7-1b

Mean CO, NMHC and Species Ratios by Site and Sampling Period During Fall SCAQS

Site	Time (PST)	CO (ppb)	NMHC (ppbC)	Ethyne/ NMHC	Ethene/ NMHC	Propene/ NMHC	Propane/ NMHC	Isopentane/ NMHC	Toluene/ NMHC
HAWT	700	8470	2899	3.39%	4.35%	2.20%	7.89%	7.41%	7.48%
LBCC	700	12345	4241	3.18%	4.38%	1.77%	4.15%	7.65%	7.44%
ANAH	700	3964	2108	3.45%	4.05%	1.51%	4.97%	6.56%	7.95%
CELA	700	9134	3453	3.37%	5.02%	2.00%	4.59%	6.55%	7.80%
BURK	700	7295	3080	3.65%	3.57%	1.49%	4.37%	7.41%	8.45%
RIVR	700	4839	1637	3.89%	4.84%	2.46%	5.17%	7.56%	7.29%
Mean	700	7674	2903	3.49%	4.37%	1.90%	5.19%	7.19%	7.74%
HAWT	1200	1875	977	2.34%	4.03%	1.20%	8.78%	8.00%	6.55%
LBCC	1200	2979	1035	2.69%	3.26%	0.90%	6.79%	8.11%	6.36%
ANAH	1200	2816	1072	2.91%	3.36%	0.90%	3.99%	9.49%	6.73%
CELA	1200	2782	1243	2.61%	3.86%	1.05%	10.04%	6.44%	8.19%
BURK	1200	3180	1134	3.23%	4.01%	0.96%	4.97%	8.07%	9.02%
RIVR	1200	767	312	2.64%	3.32%	1.11%	5.18%	8.06%	5.98%
Mean	1200	2400	962	2.74%	3.64%	1.02%	6.63%	8.03%	7.14%
HAWT	1600	965	512	2.24%	2.85%	0.92%	9.74%	6.33%	6.21%
LBCC	1600	2178	858	3.14%	4.06%	1.48%	5.63%	7.32%	6.80%
ANAH	1600	3654	1273	3.30%	4.23%	1.46%	4.65%	7.71%	7.31%
BURK	1600	4033	1731	2.69%	3.90%	1.17%	5.53%	7.30%	8.54%
RIVR	1600	1303	466	2.95%	3.80%	1.16%	6.55%	7.41%	7.41%
Mean	1600	2427	968	2.86%	3.77%	1.24%	6.42%	7.21%	7.25%

ambient ethene abundance. However, if this were true, the ambient ethyne abundances would also be lower relative to the ethyne abundances in the vehicle exhaust profiles. Since ambient and source profile ethyne/NMHC ratios agree, either the ethene contribution in the profile is too high or the ethene concentration in ambient air is too low.

The ambient isopentane/NMHC ratios are slightly higher than the isopentane abundance in vehicle exhaust profiles, while toluene/NMHC ratios are slightly lower. These differences are generally consistent with combined contributions of gasoline vapor and exhaust emissions to ambient concentrations. Propane abundances in NMHC are higher at the two western sites, Hawthorne and Long Beach, and in the eastern portion of the basin in the afternoon. Propene/NMHC ratios are more uniform throughout the basin during the morning period when photochemical activity is minimal and lower in the afternoon at eastern receptors where air masses have experienced substantial photochemical reactions.

Initial CMB fits, using a variety of source profile and fitting species combinations, were performed to determine the effects of alternative source profiles on the source contribution estimates and overall model performance. Though many tests were performed on samples from different sites at different times of the day, the sample from the Anaheim site on September 2, 1987 from 0600 to 0700 PST is examined here to illustrate the results of these tests. This sample had among the highest NMHC concentrations measured during the summer campaign.

Table 7-2 shows a CMB7 model output using the default source profiles and fitting species applied to SCAQS VOC data. Fitting species are shown in Table 7-2. The asterisk following the species mnemonic indicates that it was used in the fit. The mnemonics are related to the chemical species which they represent in Appendix D. Twenty-seven fitting species were used in this CMB analysis. Isoprene is the only hydrocarbon with greater reactivity than toluene, and it is included as a fitting species despite its high reactivity because it serves as a marker for biogenic emissions. The source contribution estimates underestimate the actual source contributions of biogenic emissions, i.e., they provide a lower limit to biogenic contributions.

The results of the sensitivity tests using different combinations of source profiles and fitting species are summarized in Tables 7-3 through 7-5. As anticipated from the evaluation of the ambient data, the source contribution estimates are sensitive to different motor vehicle exhaust profiles, and particularly to the abundances of ethyne and ethene (combustion by-products) relative to the abundances of species that are associated with uncombusted gasoline. Table 7-3 shows that exhaust profiles with higher ethyne abundances (relative to the base case) yield lower source contributions for exhaust and higher source contributions for liquid gasoline.

The performance measures indicate that the adjusted "Exh801a" (adjusted ARB MEDS) profile and the "ExhCT" (Caldecott Tunnel) profile provide the best fits to the ambient data. "Exh801a" was selected as the default profile for SCAQS VOC modeling because the bore in which the "ExhCT" tunnel samples were collected has a 4% upgrade. This is also the profile which best reflects the ROG speciation in the SCAQS emissions inventory. The source

Table 7-2
CMB Results for VOC Sample Collected at the Anaheim Site on September 2, 1987 Between 0600 and 0700 PST

```
SOURCE CONTRIBUTION ESTIMATES -  SITE: ANAH          DATE: 870902       CMB7 33889
SAMPLE DURATION          1        START HOUR        6          SIZE:     G
       R SQUARE        .95     PERCENT MASS      102.5
     CHI SQUARE       2.40               DF         18
```

SOURCE *	TYPE	SCE(UG/M3)	STD ERR	TSTAT
02	Exh801a	755.2304	125.0990	6.0371
11	LGS709	342.5019	82.8851	4.1323
13	VGS710	187.0736	40.7345	4.5925
15	ACoat196	5.7649	3.2060	1.7982
17	Degrease	66.0253	10.9681	6.0198
19	Biogenic	2.2200	1.0205	2.1753
20	CNG	32.6012	17.7057	1.8413
21	GNG	81.4334	53.7794	1.5142
22	LPG	84.8331	22.0712	3.8436

```
MEASURED CONCENTRATION FOR SIZE: G
    1519.6+-     39.4
```

UNCERTAINTY/SIMILARITY CLUSTERS				CMB7 33889	SUM OF CLUSTER SOURCES
02	11	13	21	1366.239+-	64.769
02	11	13	21	1366.239+-	64.769
20	22			117.434+-	30.872
20	21	22		198.868+-	36.536

```
SPECIES CONCENTRATIONS -  SITE: ANAH          DATE: 870902       CMB7 33889
SAMPLE DURATION          1        START HOUR        6          SIZE:     G
       R SQUARE        .95     PERCENT MASS      102.5
     CHI SQUARE       2.40               DF         18
```

SPECIES		I	MEAS		CALC		RATIO C/M		RATIO R/U
NMHC	NMHCU	T	********+-	39.43000	********+-	66.52579	1.03+-	.05	.5
ETHANE	ETHANE	*	60.52000+-	6.06000	61.00040+-	5.90513	1.01+-	.14	.1
ETHENE	ETHENE		35.20000+-	3.52000	74.76781+-	14.95930	2.12+-	.48	2.6
ETHYNE	ETHYNE	*	30.40000+-	3.05000	20.99541+-	4.32470	.69+-	.16	-1.8
PROPEN	PROPEN		23.53000+-	2.36000	27.96520+-	4.81967	1.19+-	.24	.8
PROPAN	PROPAN	*	111.57000+-	11.16000	111.49880+-	12.02853	1.00+-	.15	.0
IBUTAN	IBUTAN	*	37.36000+-	3.74000	36.70792+-	4.68583	.98+-	.16	-.1
BUTANE	BUTANE	*	86.82000+-	8.69000	128.96190+-	15.19978	1.49+-	.23	2.4
IPNTAN	IPNTAN	*	113.32000+-	11.33000	107.01960+-	12.13183	.94+-	.14	-.4
PENTAN	PENTAN	*	68.32000+-	6.84000	46.22354+-	4.90366	.68+-	.10	-2.6
ISOPRN	ISOPRN	*	2.22000+-	.32000	2.22000+-	.96907	1.00+-	.46	.0
X2MPTA	X2MPTA	*	37.11000+-	3.72000	30.11389+-	3.65713	.81+-	.13	-1.3
X23MBT	X23MBT	*	9.50000+-	.98000	10.20431+-	1.61716	1.07+-	.20	.4
X3MPTA	X3MPTA	*	23.10000+-	2.32000	21.47190+-	2.70210	.93+-	.15	-.5
BENZEN	BENZEN	*	36.19000+-	3.62000	37.41478+-	6.13734	1.03+-	.20	.2
HEXANE	HEXANE	*	24.09000+-	2.42000	19.55310+-	2.20884	.81+-	.12	-1.4
X2MHXA	X2MHXA	*	13.61000+-	1.38000	14.24730+-	2.09968	1.05+-	.19	.3
C4OLF	C4OLFU		10.42000+-	1.06000	.00000+-	.86137	.00+-	.08	-7.6
X13BTD	X13BTD		4.53000+-	.50000	.00000+-	.86137	.00+-	.19	-4.5
BUTENE	BUTENE		-99.00000+-	99.00000	6.49498+-	1.56623	.00+-	.00	1.1
T2BUTE	T2BUTE		3.38000+-	.41000	5.16555+-	1.12047	1.53+-	.38	1.5
C2BUTE	C2BUTE		3.38000+-	.41000	7.42661+-	1.30930	2.20+-	.47	2.9
X3MBT1	X3MBT1		1.26000+-	.26000	3.16733+-	.94122	2.51+-	.91	2.0
PNTEN1	PNTEN1		4.18000+-	.48000	5.39516+-	1.09301	1.29+-	.30	1.0
X2M1BT	X2M1BT		5.38000+-	.58000	8.41342+-	1.39026	1.56+-	.31	2.0
T2PNTE	T2PNTE		6.47000+-	.69000	8.75359+-	1.32323	1.35+-	.25	1.5
C2PNTE	C2PNTE		3.66000+-	.43000	4.79375+-	1.00913	1.31+-	.32	1.0
CH2CL2	CH2CL2		9.36000+-	1.66000	.00000+-	.86137	.00+-	.09	-5.0
FRN113	FRN113	*	19.98000+-	1.92000	13.20506+-	2.77715	.70+-	.16	-1.7
X22MBT	X22MBT		2.46000+-	.34000	9.90226+-	1.33750	3.62+-	.74	4.7
C6OLF1	C6OLF1		.40000+-	.23000	.00000+-	.86137	.00+-	2.15	-.4
C6OLF2	C6OLF2		2.18000+-	.31000	.00000+-	.86137	.00+-	.40	-2.4
CYPNTA	CYPNTA	*	6.41000+-	.68000	4.11557+-	1.00397	.64+-	.17	-1.9
C7OLF1	C7OLF1		.00000<	.23000	.00000<	.86137	.00<	.00	.0
X2M2PT	X2M2PT		2.69000+-	.35000	2.03912+-	.92830	.76+-	.36	-.7
C7OLF2	C7OLF2		.00000<	.23000	.00000<	.86137	.00<	.00	.0
X3M2PT	X3M2PT		.00000<	.23000	.00000<	.86137	.00<	.00	.0

Table 7-2 (continued)
CMB Results for VOC Sample Collected at the Anaheim Site on September 2, 1987 Between 0600 and 0700 PST

MCPNTA	MCPNTA	*	25.13000+-	2.52000	19.76884+-	2.40224	.79+-	.12	-1.5
X24MPT	X24MPT	*	7.30000+-	.77000	10.67445+-	1.67725	1.46+-	.28	1.8
TCLETA	TCLETA	*	8.97000+-	.93000	13.20506+-	2.77715	1.47+-	.35	1.4
X33MPT	X33MPT		.06000<	.23000	2.60646<	.98167	43.44<	*****	2.5
CHEXAN	CHEXAN	*	5.78000+-	.62000	6.46271+-	1.10582	1.12+-	.23	.5
X23MPT	X23MPT	*	10.46000+-	1.07000	12.48788+-	1.87713	1.19+-	.22	.9
X3MHXA	X3MHXA	*	15.37000+-	1.55000	21.27676+-	2.63643	1.38+-	.22	1.9
C7PAR1	C7PAR1		5.90000+-	.64000	.00000+-	.86137	.00+-	.15	-5.5
C7PAR2	C7PAR2		7.13000+-	.75000	.00000+-	.86137	.00+-	.12	-6.2
X224MP	X224MP		22.79000+-	2.29000	22.80791+-	4.47650	1.00+-	.22	.0
HEPTAN	HEPTAN	*	13.67000+-	1.38000	14.05780+-	1.95171	1.03+-	.18	.2
C8OLF1	C8OLF1		1.15000+-	.26000	.00000+-	.86137	.00+-	.75	-1.3
MCHEXA	MCHEXA	*	12.14000+-	1.24000	10.14825+-	1.46705	.84+-	.15	-1.0
C8PR2A	C8PR2A		2.16000+-	.31000	.00000+-	.86137	.00+-	.40	-2.4
X234MP	X234MP		6.06000+-	.65000	1.28389+-	.92830	.21+-	.15	-4.2
TOLUEN	TOLUEN	*	95.19000+-	9.52000	91.79010+-	12.99395	.96+-	.17	-.2
C8PAR2	C8PAR2		2.33000+-	.33000	.00000+-	.86137	.00+-	.37	-2.5
X2MHPT	X2MHPT		5.25000+-	.57000	5.30997+-	1.07668	1.01+-	.23	.0
X3MHPT	X3MHPT		4.95000+-	.55000	4.15377+-	1.20621	.84+-	.26	-.6
X225MH	X225MH		2.38000+-	.33000	5.73975+-	1.42113	2.41+-	.68	2.3
CHEPTA	CHEPTA		1.03000+-	.25000	.00000+-	.86137	.00+-	.84	-1.1
OCTANE	OCTANE	*	5.19000+-	.57000	7.42853+-	1.26524	1.43+-	.29	1.6
C9PAR2	C9PAR2		1.74000+-	.29000	.00000+-	.86137	.00+-	.50	-1.9
X25MHP	X25MHP		1.63000+-	.29000	1.05732+-	.86137	.65+-	.54	-.6
C9PAR5	C9PAR5		.00000<	.23000	.00000<	.86137	.00<	.00	.0
C9PAR6	C9PAR6		.35000+-	.23000	.00000+-	.86137	.00+-	2.46	-.4
ETBZN	ETBZNU		16.30000+-	1.65000	13.16473+-	1.99971	.81+-	.15	-1.2
MPXYLN	MPXYLN		63.75000+-	6.38000	55.22026+-	7.79554	.87+-	.15	-.8
X4MOCT	X4MOCT		2.73000+-	.36000	.00000+-	.86137	.00+-	.32	-2.9
X3MOCT	X3MOCT		2.21000+-	.32000	2.22000+-	.86137	1.00+-	.42	.0
STYREN	STYREN		12.06000+-	1.22000	.00000+-	.86137	.00+-	.07	-8.1
OXYLEN	OXYLEN		21.83000+-	2.19000	27.97226+-	4.15130	1.28+-	.23	1.3
NONEN1	NONEN1		.00000<	.23000	.00000<	.86137	.00<	.00	.0
C9PAR7	C9PAR7		.47000+-	.24000	.00000+-	.86137	.00+-	1.83	-.5
NONANE	NONANE		2.56000+-	.34000	4.25922+-	1.06750	1.66+-	.47	1.5
C10PR1	C10PR1		.64000+-	.24000	.00000+-	.86137	.00+-	1.35	-.7
C10PR2	C10PR2		.00000<	.23000	.00000<	.86137	.00<	.00	.0
C10PR3	C10PR3		3.02000+-	.38000	.00000+-	.86137	.00+-	.29	-3.2
NPRBNZ	NPRBNZ		3.82000+-	.44000	7.09485+-	1.40236	1.86+-	.42	2.2
METOLN	METOLN		15.37000+-	1.55000	21.66056+-	3.19317	1.41+-	.25	1.8
PETOLN	PETOLN		7.25000+-	.76000	.00000+-	.86137	.00+-	.12	-6.3
C9ARM1	C9ARM1		4.63000+-	.22000	.00000+-	.86137	.00+-	.19	-5.2
C9AR1B	C9AR1B		.00000<	.22000	.00000<	.86137	.00<	.00	.0
C10PR4	C10PR4		3.08000+-	.38000	.00000+-	.86137	.00+-	.28	-3.3
OETOLN	OETOLN		6.43000+-	.68000	6.07529+-	1.21557	.94+-	.21	-.3
X124MB	X124MB		23.38000+-	2.35000	37.10017+-	5.56234	1.59+-	.29	2.3
DECANE	DECANE		1.28000+-	.27000	1.93465+-	.94148	1.51+-	.80	.7
TCLETN	TCLETN		.00000<	1.07000	.00000<	.86137	.00<	.00	.0
C6ALKA	C6ALKA		.00000<	.23000	.00000<	.86137	.00<	.00	.0
C10AR1	C10AR1		6.90000+-	.72000	.00000+-	.86137	.00+-	.12	-6.1
UNIDTO	UNIDTO	*	297.10000+-	29.71000	304.94580+-	37.78721	1.03+-	.16	.2
FORMAL	FORMAL		16.55000+-	1.73000	.00000+-	.00000	.00+-	.00	-9.6
ACETAL	ACETAL		12.23000+-	1.28000	.00000+-	.00000	.00+-	.00	-9.6
ACETON	ACETON		36.03000+-	3.62000	.00000+-	.00000	.00+-	.00	-10.0
PRPNAL	PRPNAL		3.08000+-	.44000	.00000+-	.00000	.00+-	.00	-7.0
MEK	MEKU		12.36000+-	1.27000	.00000+-	.00000	.00+-	.00	-9.7
BTANAL	BTANAL		3.24000+-	.43000	.00000+-	.00000	.00+-	.00	-7.5
PTANAL	PTANAL		6.68000+-	.72000	.00000+-	.00000	.00+-	.00	-9.3
C5CBNL	C5CBNL		2.81000+-	.40000	.00000+-	.00000	.00+-	.00	-7.0
C6CBNL	C6CBNL		10.63000+-	1.10000	.00000+-	.00000	.00+-	.00	-9.7
C7CBNL	C7CBNL		1.86000+-	.33000	.00000+-	.00000	.00+-	.00	-5.6

Table 7-3
Sensitivity of CMB Results to Exhaust Profiles (Anaheim, 9/2/87 at 0600 PST)

Source Profile	Base	1	2	3	4	5	6
Exh801		624.4 ± 113.7					
Exh801a	755.2 ± 125.1						
ExhCT			711.2 ± 97.1				
ExhCS564					429.1 ± 84.6	452.3 ± 74.6	
ExhSt565					31.7 ± 50.1		
ExhHS566							
AOComp				417.0 ± 67.2			502.0 ± 104
AODiurn							-54.5 ± 53.9
AOHSoak							407.6 ± 117
AORunLs							
LGS709	342.5 ± 82.9	455.6 ± 78.1	342.1 ± 71.2	471.8 ± 70.0	476.8 ± 70.6	470.6 ± 70.2	
LGW729							
VGS710	187.1 ± 40.7	197.0 ± 40.7	189.4 ± 38.6	185.3 ± 38.6	209.4 ± 42.6	222.8 ± 39.4	
VGW730							
ACoat196	5.8 ± 3.2	-9.2 ± 6.4	3.0 ± 3.1	4.5 ± 3.0	7.1 ± 3.2	7.2 ± 3.2	7.6 ± 3.1
ICoast783							
Degrease	66.0 ± 11.0	65.9 ± 10.9	66.0 ± 10.9	70.4 ± 11.3	68.2 ± 11.1	68.1 ± 11.1	83.6 ± 12.8
DryClean							
Biogenic	2.2 ± 1.0	2.2 ± 1.0	2.2 ± 1.0	1.3 ± 0.8	2.2 ± 0.9	2.2 ± 0.9	1.1 ± 0.9
CNG	32.6 ± 17.7	42.2 ± 17.7	56.6 ± 17.0	28.3 ± 17.7	33.0 ± 18.6	38.4 ± 17.0	-23.0 ± 21.8
GNG	81.4 ± 53.8	66.1 ± 53.8	71.9 ± 51.3	102.2 ± 51.1	125.0 ± 51.7	123.2 ± 51.8	331.4 ± 46.6
LPG	84.8 ± 22.1	71.8 ± 21.3	82.6 ± 21.5	82.5 ± 21.6	75.6 ± 21.4	74.6 ± 21.3	33.0 ± 22.3
R-Square	0.95	0.93	0.96	0.94	0.94	0.94	0.88
Chi-Square	2.40	3.62	2.12	2.96	3.11	2.90	6.01
Percent Mass	102.5	99.8	100.4	89.7	96.0	96	84.8

Table 7-4
Sensitivity of CMB Results to Gasoline and Other Vapor Profiles (Anaheim, 9/2/87 at 0600 PST)

Source Profile	Base	1	2	3	4	5	6	7
Exh801								
Exh801a	755.2 ± 125.1	891.0 ± 135.3	730.1 ± 124.0	753.0 ± 126.3	767.5 ± 127.6	721.6 ± 123.5	980.8 ± 131.2	749.3 ± 118.2
ExhCT								
ExhCS564								
ExhSt565								
ExhHS566								
AOComp								
AODiurn		-6.4 ± 55.1						
AOHSoak		285.2 ± 105.6						
AORunLs								
LGS709	342.5 ± 82.9		378.8 ± 82.0	341.2 ± 41.9	377.6 ± 81.4	388.5 ± 79.8	272.7 ± 82.3	271.9 ± 73.3
LGW729								
VGS710	187.1 ± 40.7		196.8 ± 42.1	188.2 ± 41.9	217.7 ± 38.5	238.9 ± 39.7	206.0 ± 39.5	127.9 ± 35.7
VGW730								
ACoat196	5.8 ± 3.2	7.2 ± 3.4		5.8 ± 3.2	5.1 ± 3.2	4.9 ± 3.2	5.8 ± 3.5	7.0 ± 3.2
ICoast783			3.5 ± 25.8	2.4 ± 25.5				
Degrease	66.0 ± 11.0	67.8 ± 11.3	65.9 ± 11.0	66.1 ± 11.0	65.7 ± 11.0	65.9 ± 11.0	65.4 ± 11.1	66.6 ± 11.0
DryClean								
Biogenic	2.2 ± 1.0	2.2 ± 1.1	2.2 ± 1.0	2.2 ± 1.0	2.2 ± 1.0	2.2 ± 1.0	2.2 ± 1.2	2.2 ± 1.0
CNG	32.6 ± 17.7	-4.8 ± 18.3	36.9 ± 17.7	32.7 ± 17.8	50.0 ± 14.4	100.8 ± 18.1		
GNG	81.4 ± 53.8	241.3 ± 50.5	66.0 ± 53.6	81.2 ± 53.8				244.5 ± 34.0
LPG	84.8 ± 22.1	51.4 ± 21.6	88.0 ± 22.3	84.8 ± 22.1	102.6 ± 20.4		121.7 ± 22.0	
R-Square	0.95	0.93	0.95	0.95	0.95	0.89	0.88	0.94
Chi-Square	2.40	3.45	2.56	2.54	2.26	4.89	6.01	3.08
Percent Mass	102.5	101.0	103.2	102.5	104.5	100.2	84.8	96.7

Table 7-5
Sensitivity of CMB Results to Fitting Species (Anaheim, 9/2/87 at 0600 PST)

Source Profile	Base	+ ethene	+ ethene - ethyne	- ethene - ethyne	- toluene
Exh801					
Exh801a	755.2 ± 125.1	587.3 ± 82.9	402.2 ± 75.5	517.8 ± 150.6	752.0 ± 125.7
ExhCT					
ExhCS564					
ExhSt565					
ExhHS566					
AOComp					
AODium					
AOHSoak					
AORunLs					
LGS709	342.5 ± 82.9	434.9 ± 68.2	548.7 ± 68.8	475.0 ± 98.5	339.7 ± 83.2
LGW729					
VGS710	187.1 ± 40.7	201.8 ± 39.7	217.1 ± 40.3	207.9 ± 41.4	187.6 ± 40.7
VGW730					
ACoat196	5.8 ± 3.2	5.0 ± 3.1	4.1 ± 3.1	4.7 ± 3.1	5.8 ± 3.2
ICoast783					
Degrease	66.0 ± 11.0	66.4 ± 10.9	66.7 ± 10.9	66.5 ± 10.9	66.1 ± 11.0
DryClean					
Biogenic	2.2 ± 1.0	2.2 ± 0.9	2.2 ± 0.9	2.2 ± 0.9	2.2 ± 1.0
CNG	32.6 ± 17.7	40.3 ± 17.1	49.1 ± 17.3	43.4 ± 17.9	32.2 ± 17.7
GNG	81.4 ± 53.8	77.3 ± 52.3	71.0 ± 53.3	75.8 ± 52.3	83.8 ± 54.7
LPG	84.8 ± 22.1	84.6 ± 21.8	84.8 ± 22.0	84.5 ± 21.8	84.3 ± 22.2
R-Square	0.95	0.94	0.96	0.96	0.95
Chi-Square	2.40	2.75	2.15	2.29	2.54
Percent Mass	102.5	98.7	95.2	97.3	102.2

contribution estimates from both the "Exh801a" and "ExhCT" profiles are similar for most samples, however.

When the "AOHSoak" (Auto/Oil hot soak) and "AOHdiurn" (Auto/Oil diurnal evaporation) profiles are substituted for liquid gasoline and gasoline vapor, nearly half of the mass originally attributed to the two gasoline source profiles is attributed in approximately equal portions to motor vehicle exhaust and geogenic natural gas as shown in Table 7-4. These results demonstrate that there is significant, but tolerable collinearity among the profiles for vehicle exhaust, gasoline, and geogenic natural gas. The "AOHdiurn" profile caused model performance measure to deteriorate, and it was not included in subsequent tests.

The source contributions for architectural and industrial coatings were detectable, but negligible. Most of the ambient toluene, which is a major constituent in these profiles, derives from motor vehicle exhaust. Using commercial natural gas, geogenic natural gas, and liquefied petroleum gas together provides better model performance than any one of the profiles alone. The individual source contributions from the three gas profiles should be combined since they all contain ethane and propane as the main non-methane species and are often collinear with each other. The combined source can be interpreted as an ethane and propane-enriched source, which is probably some mixture of different types of gas leaks.

Table 7-5 summarizes the sensitivity tests which examine the effects of adding or subtracting species from the CMB fit. Since ethene is a combustion product, adding it to the fit has the same effect as using vehicle profiles with higher fractions of acetylene: the contribution of vehicle exhaust is reduced and reassigned to liquid gasoline. As mentioned earlier, the ambient ethene/NMHC ratios are about half the corresponding ratios in the vehicle exhaust profiles while the ambient ethyne/NMHC ratios are consistent with the exhaust profiles. Since ethene is over-represented in the profile relative to ethyne, retaining ethene in the fit and removing ethyne increases the shift in the source apportionment to liquid gasoline. Removing toluene from the fit has no effect on the source contributions.

As a result of the sensitivity tests, the following default set of source profiles was applied in the first CMB model application to each ambient sample: 1) "Exh801a" - vehicle exhaust using the adjusted ARB MEDS profile number 801; 2) "LGS709" and "LGW729" - liquid gasoline using the updated ARB MEDS profile number 709 for the summer samples and profile number 729 for the fall samples; 3) "VGS710" and "VGW730" - gasoline vapor using the updated ARB MEDS profile number 710 for the summer samples and number 730 for the fall samples; 4) "Acoat196" - architectural coating using ARB MEDS profile number 196; 5) "Degrease" - degreasing solvents using ARB MEDS profile number 515; 6) "DryClean" - dry cleaning solvents using ARB MEDS profile number 516; 7) "CNG" - commercial natural gas; 8) "GNG" - geogenic natural gas; 9) "LPG" - liquefied petroleum gas; and 10) "Unid" - unidentified. The default fitting species are designated by asterisks in Table 7-2.

7.1.3 Model Outputs and Performance Measures

The model performance measures are described in Section 6, and these were individually examined for each CMB fit to the ambient data. In particular, the mass percent of total NMHC mass was monitored closely to determine the potential for over- or under-prediction by the source contribution estimates. Negative contributions were usually found to be collinear with other profiles and to be less than their standard errors. This was often the case for the "CNG", "GNG", and "LPG" profiles.

The CHI-SQUARE and ratios of calculated to measured concentrations were then examined to determine how well the model-calculated concentrations reproduced the ambient concentrations. In general, these comparisons were good. In a few cases where a fitting species was suspected of biasing the fit, it was removed and the source contribution estimates were re-calculated. Very seldom did this removal result in the change of a source contribution estimate by more than one standard error.

7.1.4 Deviations from CMB Model Assumptions

The CMB model assumptions are listed in Section 6, and the extent to which they are met for VOC ambient data and source profiles is discussed here.

With respect to the consistency of source profiles, the previous analyses have shown which species retain their abundances between source and receptor and which ones do not. Only stable species are used as fitting species. Tables 7-3 to 7-5 show that the source contribution estimates are not overly sensitive to different profiles which represent the same source, and each profile provides acceptable performance measures. Profiles which do not represent emissions in the SoCAB are clearly evident when performance measures deviate substantially from their target values.

With respect to Assumption 2 concerning the reactions of different species with each other, only those species with lifetimes comparable to air mass residence times are used as fitting species.

With respect to Assumption 3 involving the inclusion of all source types, it appears from the PERCENT MASS performance measures that all of the significant contributors have been included in the CMBs. The "Unid" fraction just accounts for those parts of the NMHC in the ambient sample which are labeled as "unidentified." This accounting is carried through the model so that the frequencies and magnitudes of the "unidentified" NMHC can be examined relative to the other source contribution estimates. It is impossible for the CMB model to extract interpretation from this "unidentified" fraction until it is further resolved into specific compounds or compound groupings by chemical analysis.

With respect to Assumption 4 concerning number of species and number of sources, 27 VOCs and up to 9 source profiles were used in each calculation. The number of chemical species always exceeded the number of source types.

With respect to Assumption 5 concerning collinearity, the initial source contribution estimates show the potential for collinearity among the "GNG", "CNG", and "LPG" profiles. Uncertainty/Similarity Clusters (U/S CLUSTERS) defined by Watson *et al.* (1991b) and based on the methods of Henry (1982; 1992) often appeared during the analyses which grouped together two or more of the "Exh801a", "LGS709", and "VGS710" profiles. The U/S CLUSTERS do not necessarily mean that profiles are collinear -- they really mean that the standard error assigned to a category representing the profiles in the clusters might be lower than the standard errors assigned to the individual source contribution estimates associated with each profile. Though the standard errors for these source types often approach 30% of the source contribution estimate, indicating collinearity uncertainty in addition to propagated analytical uncertainty, all three vehicle profiles were usually retained so that temporal and spatial variations in their contributions could be examined.

As is the case for suspended particulate matter, the effects of deviations from Assumption 6 on the randomness and normality of measurement errors remain to be studied. For this study, all of the CMB assumptions are met to the extent that the source contribution estimates can be considered valid.

7.1.5 Identification and Correction of Model Input Errors

The thorough analysis and validation of Lurmann and Main (1992) was used in calculating the VOC source apportionments. In cases where Lurmann and Main (1992) had identified certain chemical compounds as suspicious, individual sensitivity tests were conducted to determine the effect of including or removing these species from the CMB fit. In general, the CMB modeling was robust enough that, when performance measures were within acceptable ranges around target values, there was little effect of suspect concentrations on the source contribution estimates.

7.1.6 Consistency and Stability of Source Contribution Estimates

Over 350 separate CMBs were performed on the SCAQS VOC samples. The source contribution estimates and the statistics and diagnostic information were reviewed to determine the validity of the initial model results. The analysis was repeated by eliminating sources profiles that gave negative source contribution estimates or standard errors which exceed the source contribution estimates.

Figure 7-2 shows the correspondence between the sum of the individual calculated source contributions and the measured ambient NMHC for each of the three sampling periods (starting

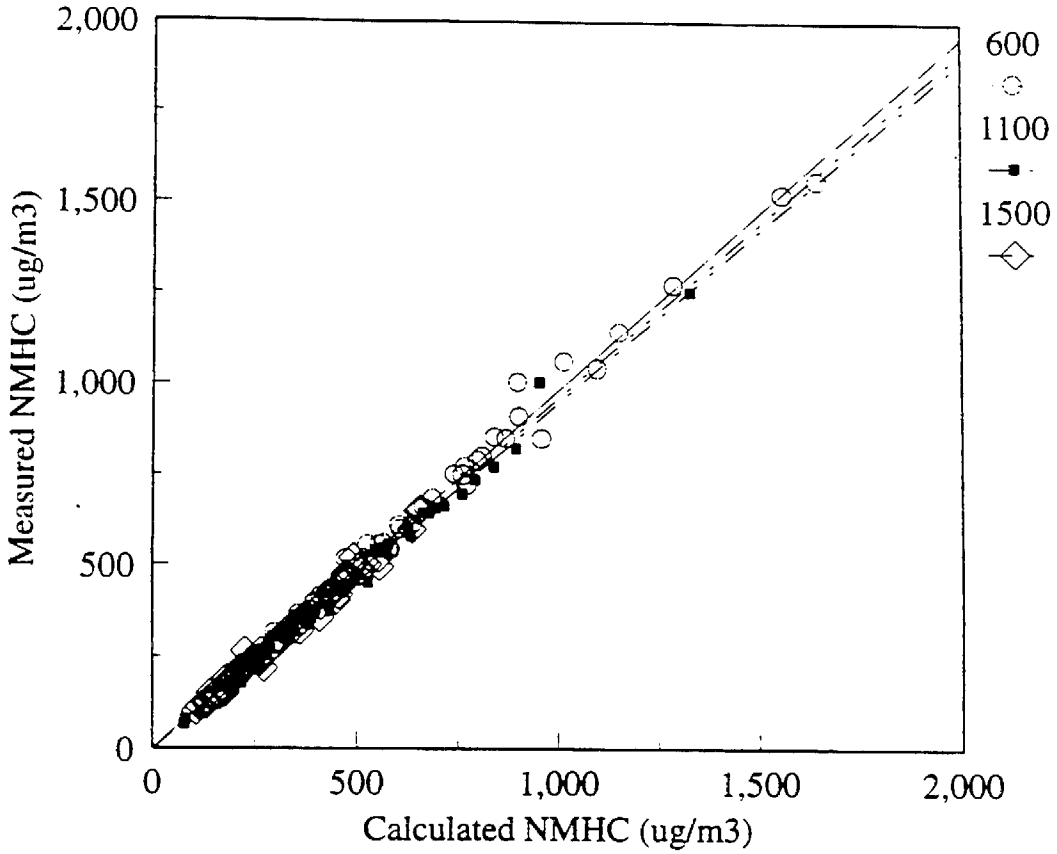

Figure 7-2. Scatterplots of Total NMHC Mass Concentrations Calculated by CMB Versus Measured Mass Concentrations

0600, 1100, and 1500 PST for the summer campaign). The excellent agreement indicates that all major source types were included in the calculations, that ambient and source profile measurements are reasonably accurate, and that the source profiles are reasonably representative of actual emissions. Figure 7-3 compares calculated and measured concentrations for acetylene, isopentane, toluene, and m&p-xylene. Like Figure 7-1, the plots contain three separate regression lines for the 0600, 1100, and 1500 PST sampling periods at eight SCAQS sites during the summer campaign (excluding data from San Nicolas Island). The plots are arranged by increasing VOC reactivity from top to bottom and left to right. Recall that the reactive species were not used as fitting species, so their ambient concentrations had no effect on the CMB-calculated concentrations.

The ratios between calculated and measured concentrations remain constant for the three time periods for non-reactive species, and the concentrations predicted by CMB for reactive species, such as meta- and para-xylene, exceed measured values for the mid-day and afternoon samples. They are in good agreement for the morning samples. The good agreement during the morning for concentrations which were not included in the fit shows that the solutions to the CMB equations with other fitting species are fairly consistent and stable.

7.1.7 Reconciliation with Other Source Apportionment Methods

Other source apportionment methods have not been applied to the SCAQS VOC data, so this step cannot be completed until additional receptor modeling and emissions inventory efforts have been completed.

7.2 Source Contribution Estimates

Summaries of the CMB results for each of the valid samples are given in Appendix C. Figures 7-4a to 7-4d and 7-5a to 7-5c summarize the individual source apportionments at each sampling site for the summer and fall campaigns. These plots include all of the source types used in the CMB fit. The bar labelled unexplained is the difference between measured and calculated NMHC. The uncertainties associated with each apportionment are reported in Appendix C, but not shown in these figures. Appendix C must be consulted to obtain these uncertainties when source contribution estimates are to be used quantitatively.

During SCAQS, the major contributors to NMHC at all sites were: 1) vehicle exhaust; 2) liquid gasoline; 3) gasoline vapor; and 4) natural gas and propane gas. What these profiles actually represent is open to some interpretation. In this study, vehicle exhaust represents the mix of NMHC that resembles the composite FTP exhaust emissions for a vehicle fleet consisting of 1975 to 1982 model year vehicles. Exhaust emissions are actually a mixture of hydrocarbons produced during combustion along with unburned gasoline resulting from incomplete combustion. Liquid gasoline represents the additional unburned gasoline (due to misfiring and other engine malfunctions) that is not included in the exhaust profile, plus

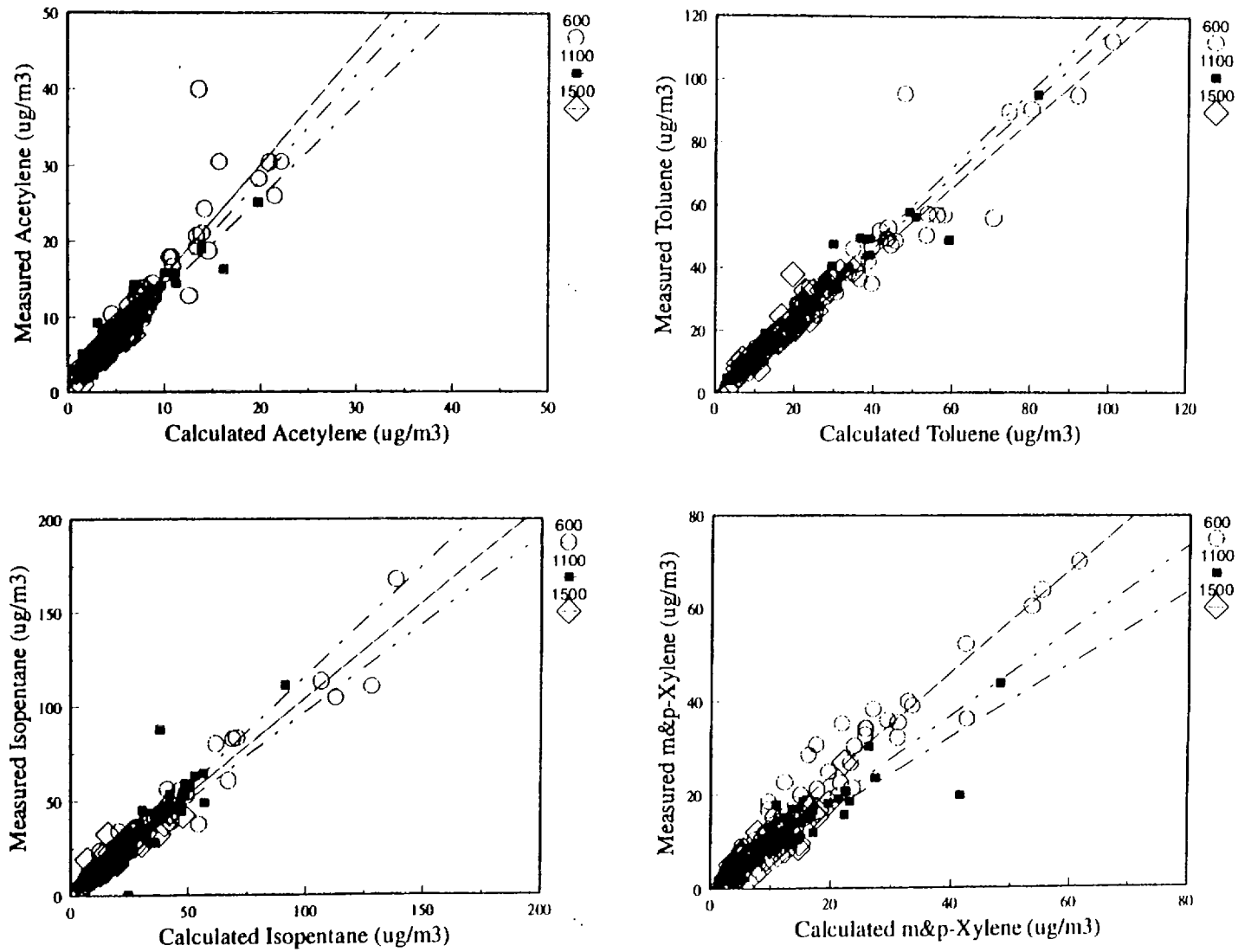

Figure 7-3. Scatterplots of Calculated Versus Measured Hydrocarbon Mass Concentrations

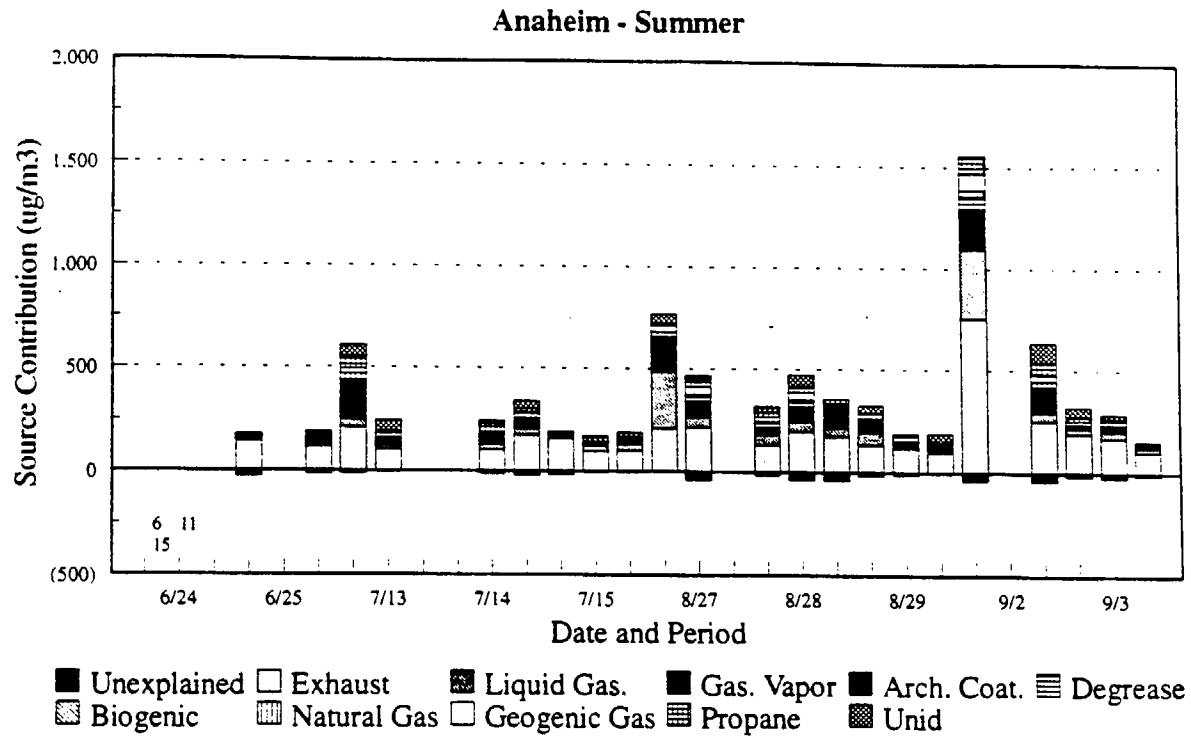

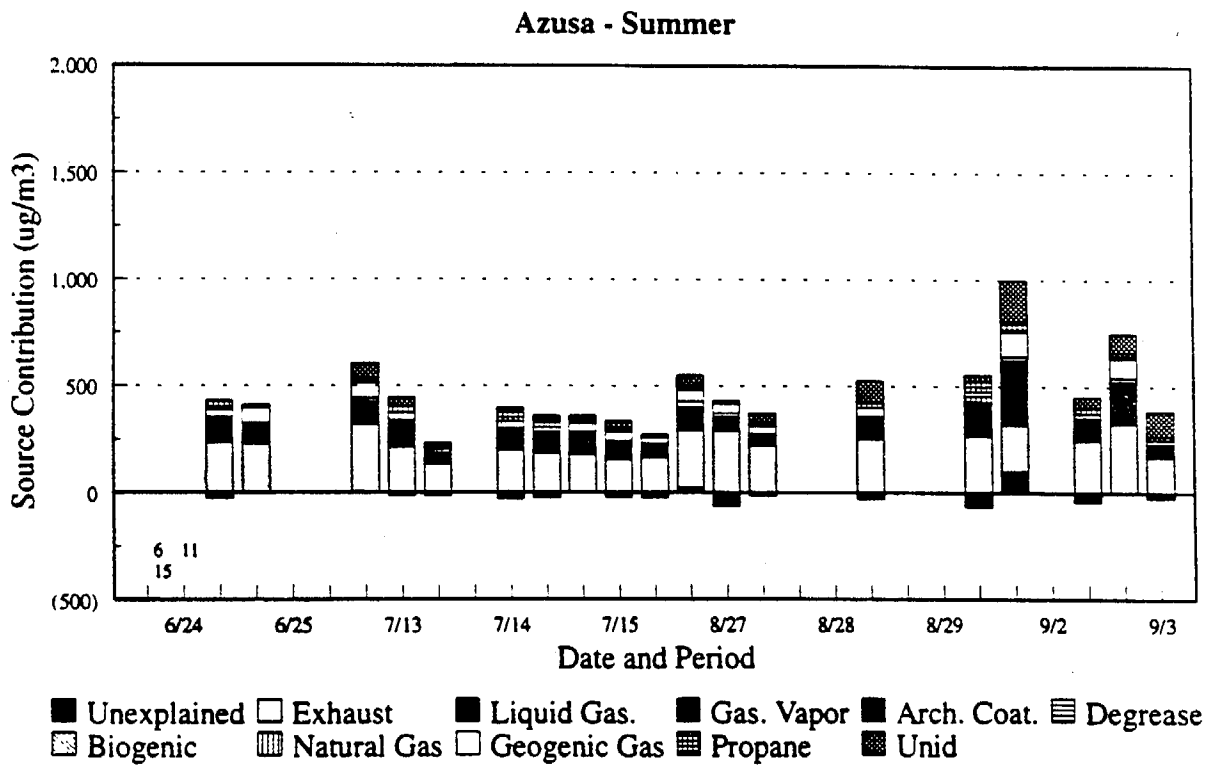

Figure 7-4a. NMHC Source Contribution Estimates at the Anaheim and Azusa Sites During the Summer Campaign

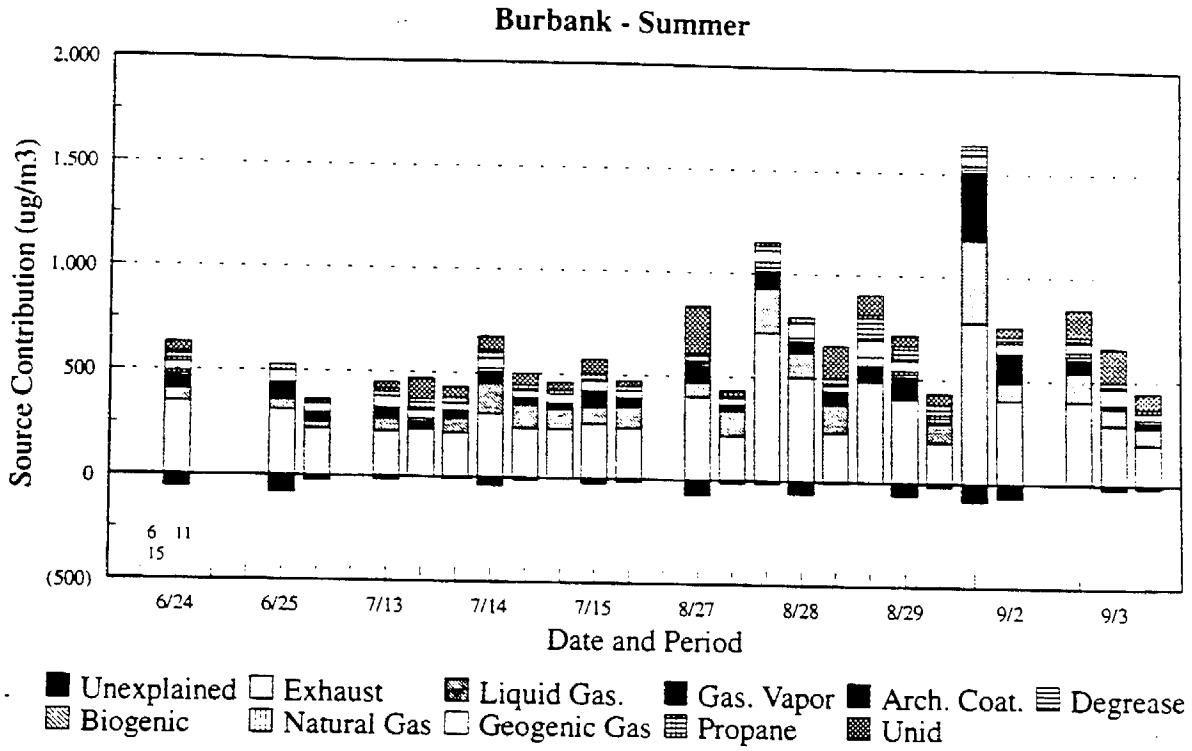

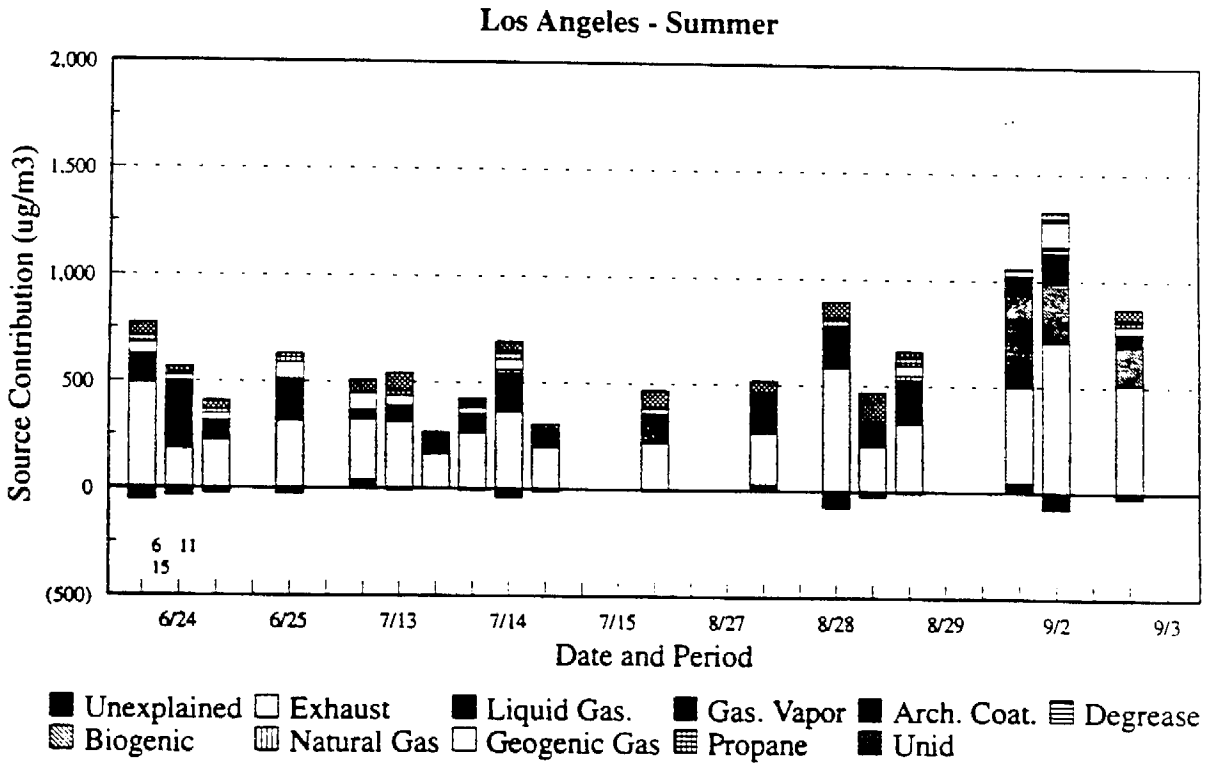

Figure 7-4b. NMHC Source Contribution Estimates at the Burbank and Los Angeles Sites During the Summer Campaign

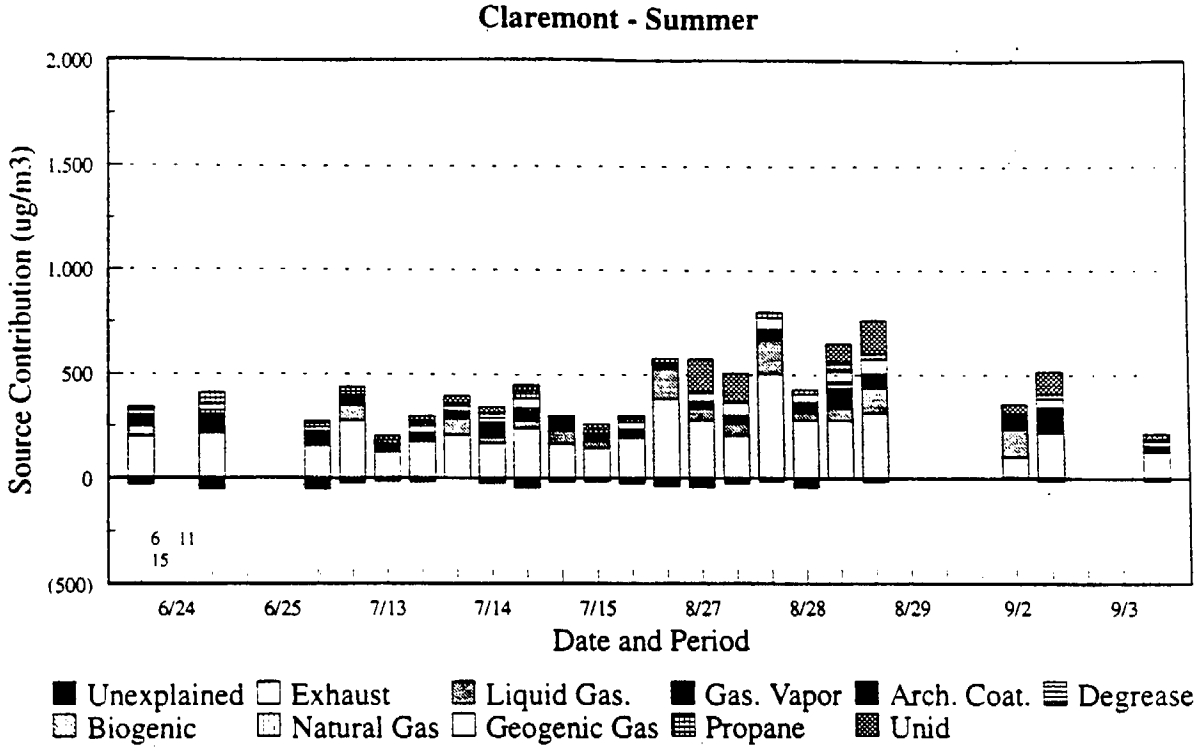

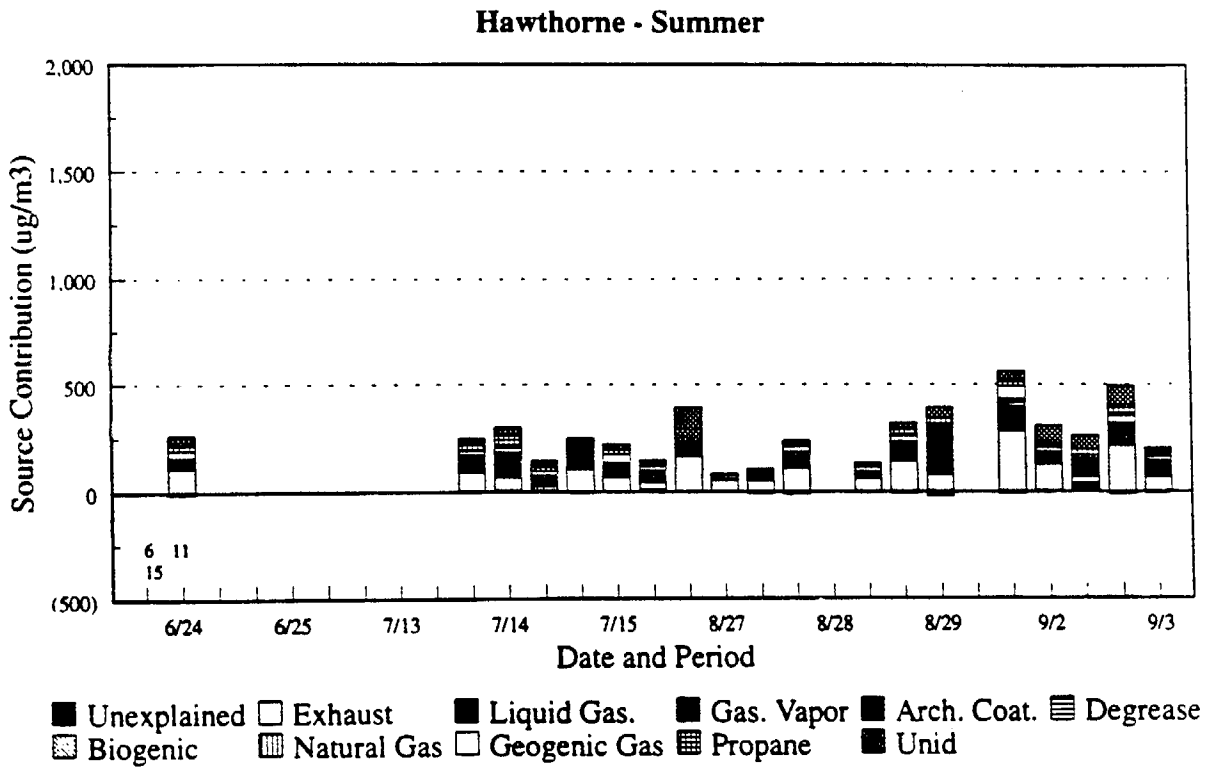

Figure 7-4c. NMHC Source Contribution Estimates at the Claremont and Hawthorne Sites During the Summer Campaign

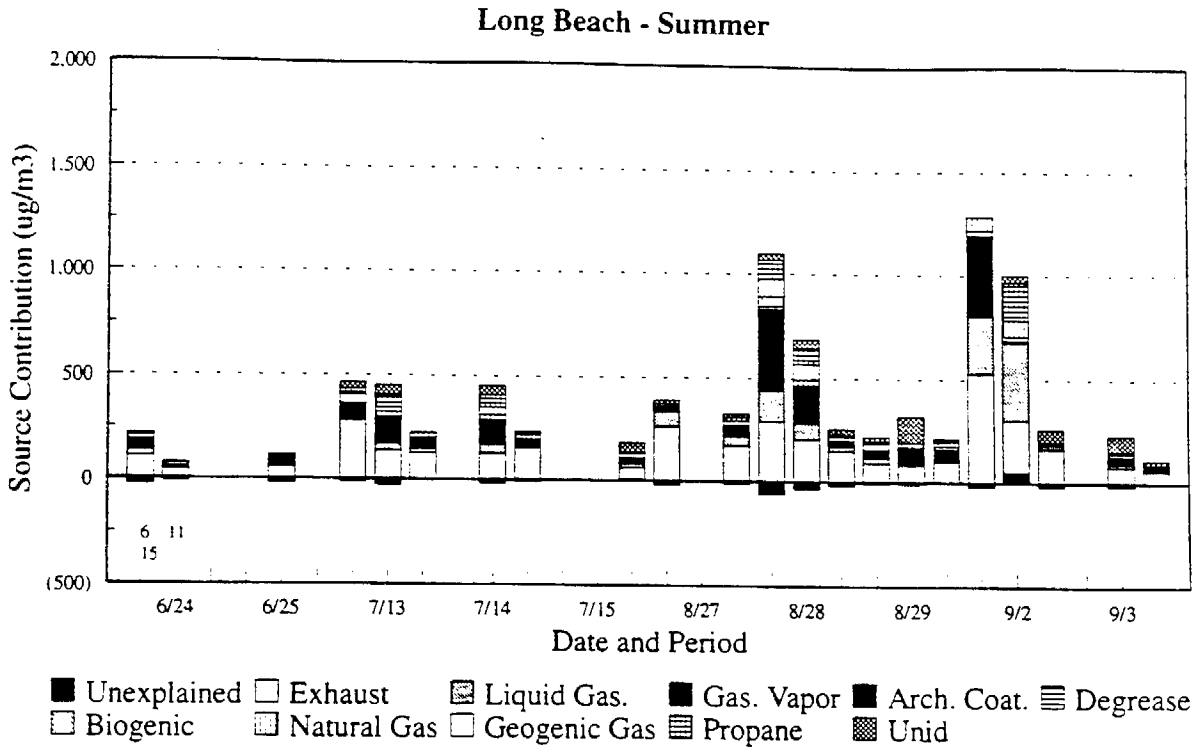

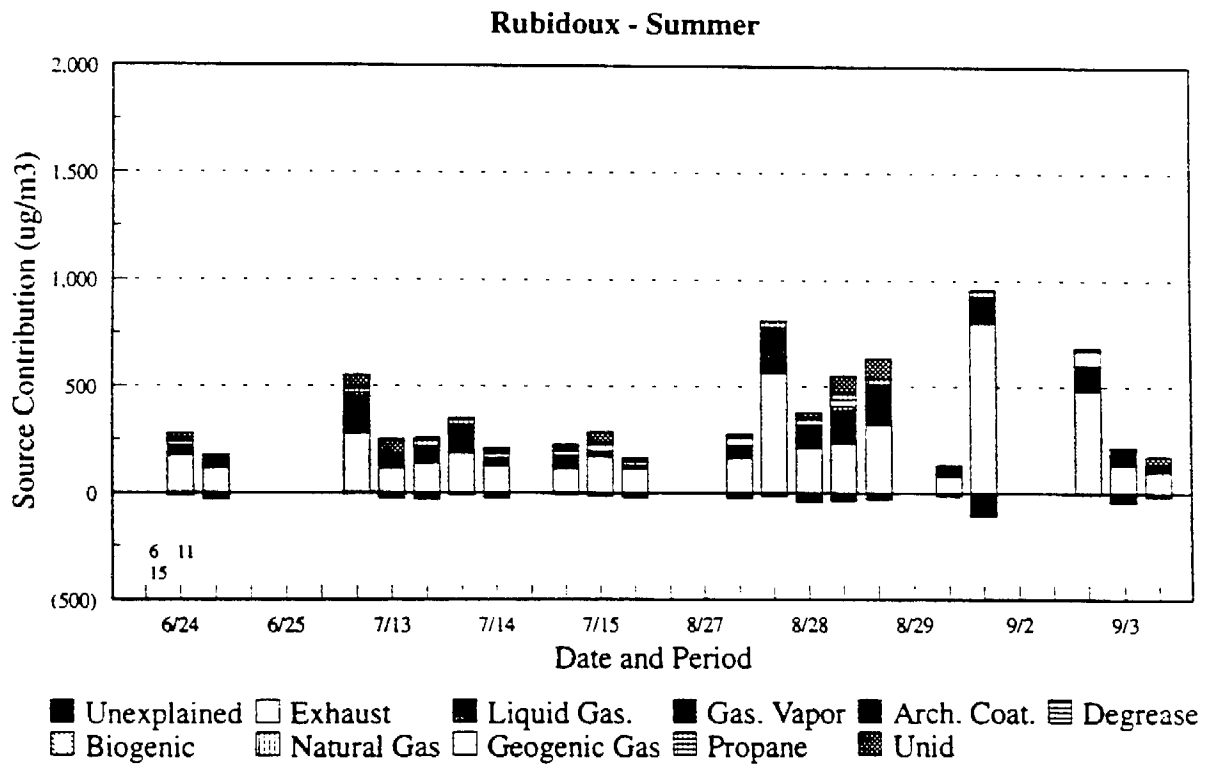

Figure 7-4d. NMHC Source Contribution Estimates at the Long Beach and Rubidoux Sites During the Summer Campaign

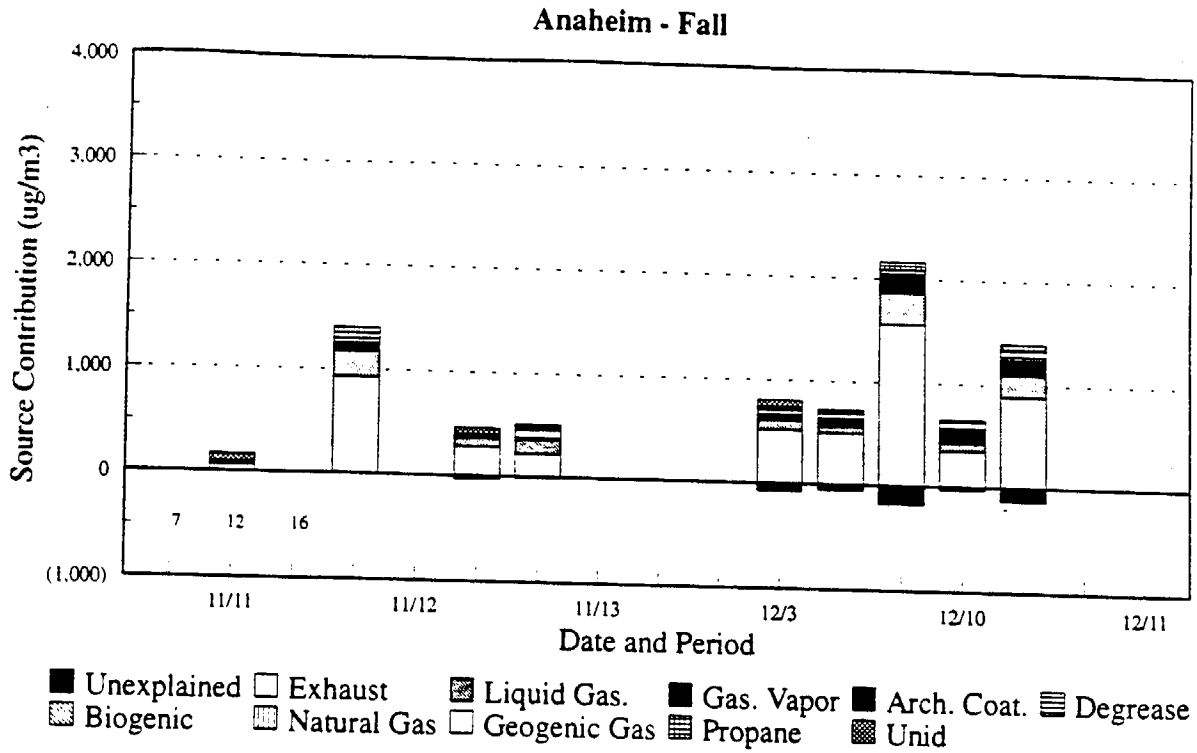

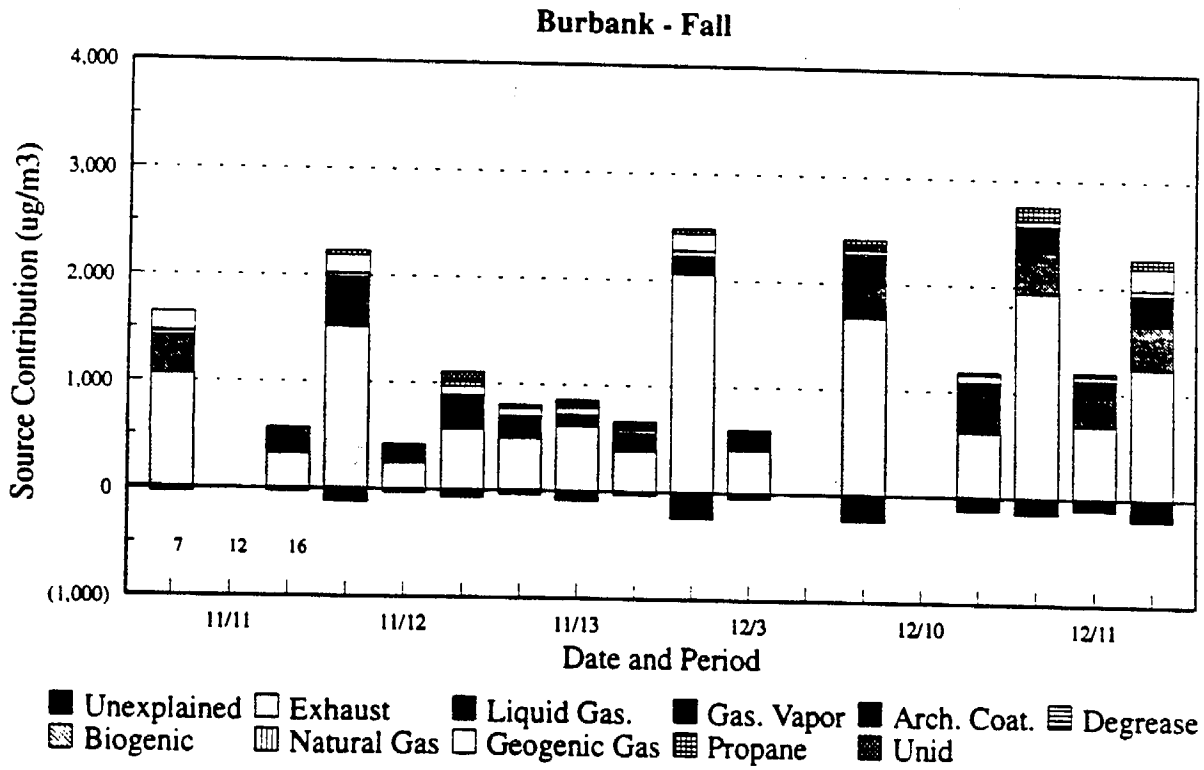

Figure 7-5a. NMHC Source Contribution Estimates at the Anaheim and Burbank Sites During the Fall Campaign

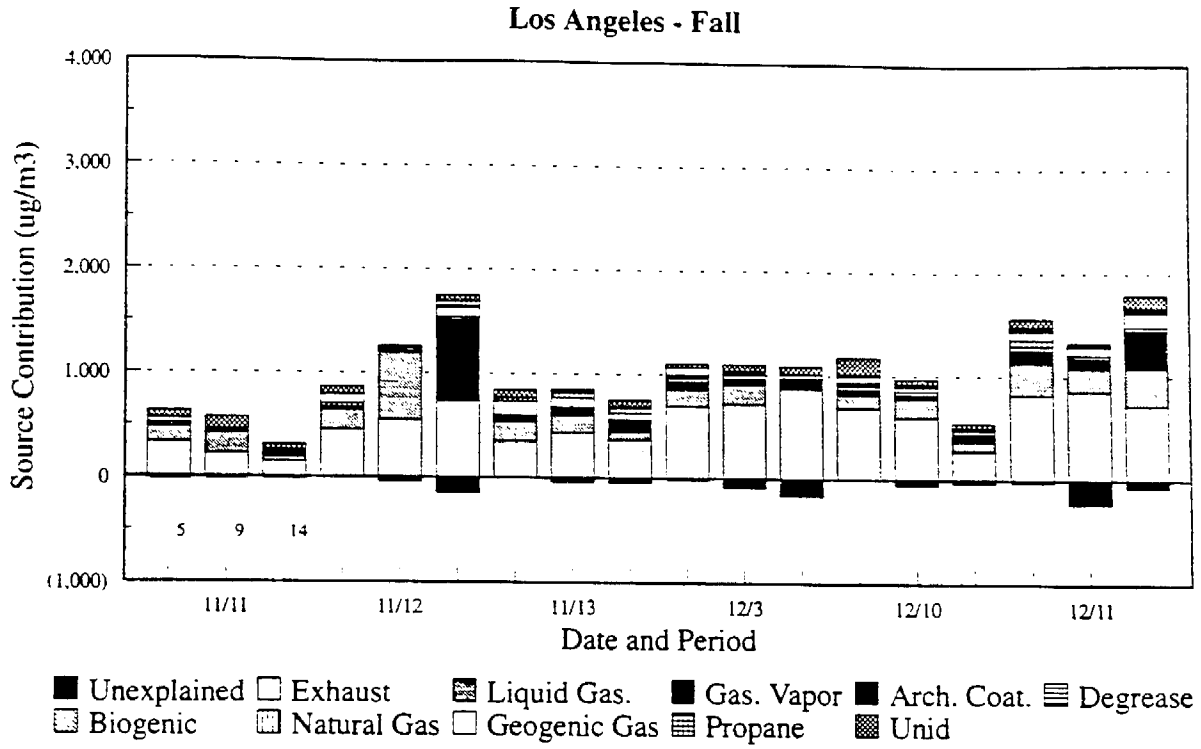

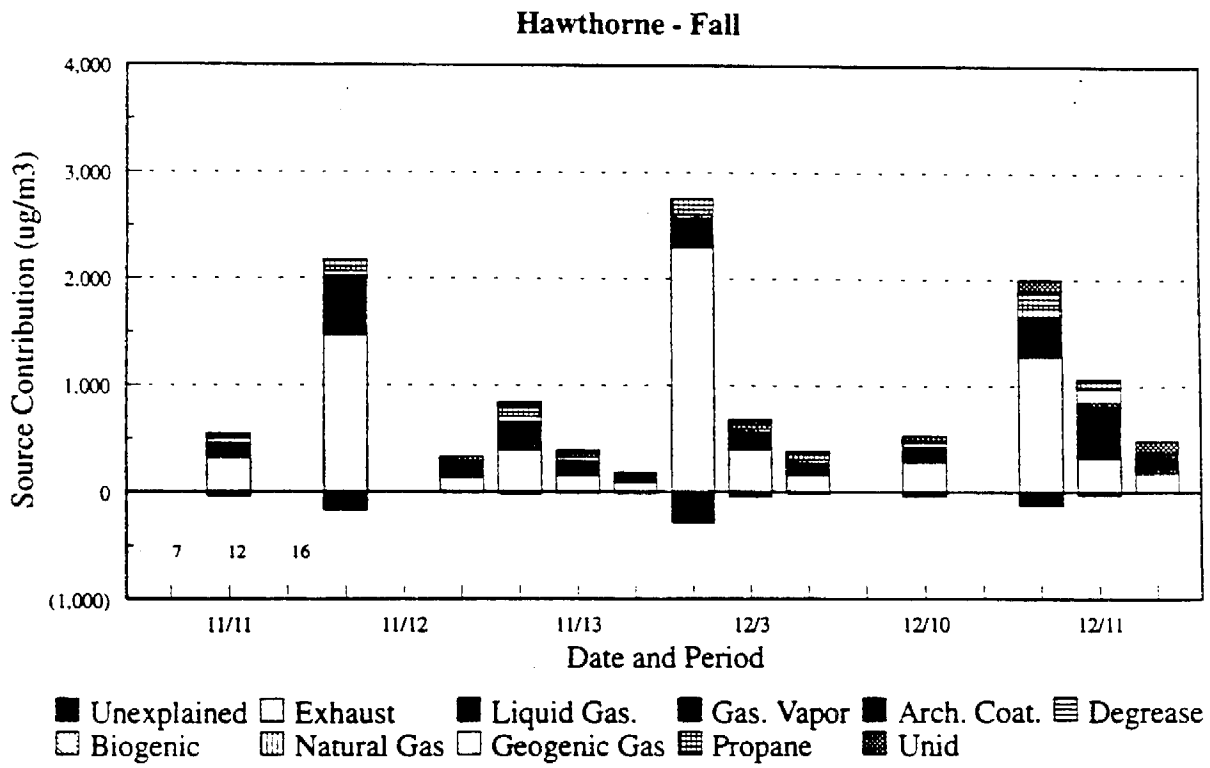

Figure 7-5b. NMHC Source Contribution Estimates at the Los Angeles and Hawthorne Sites During the Fall Campaign

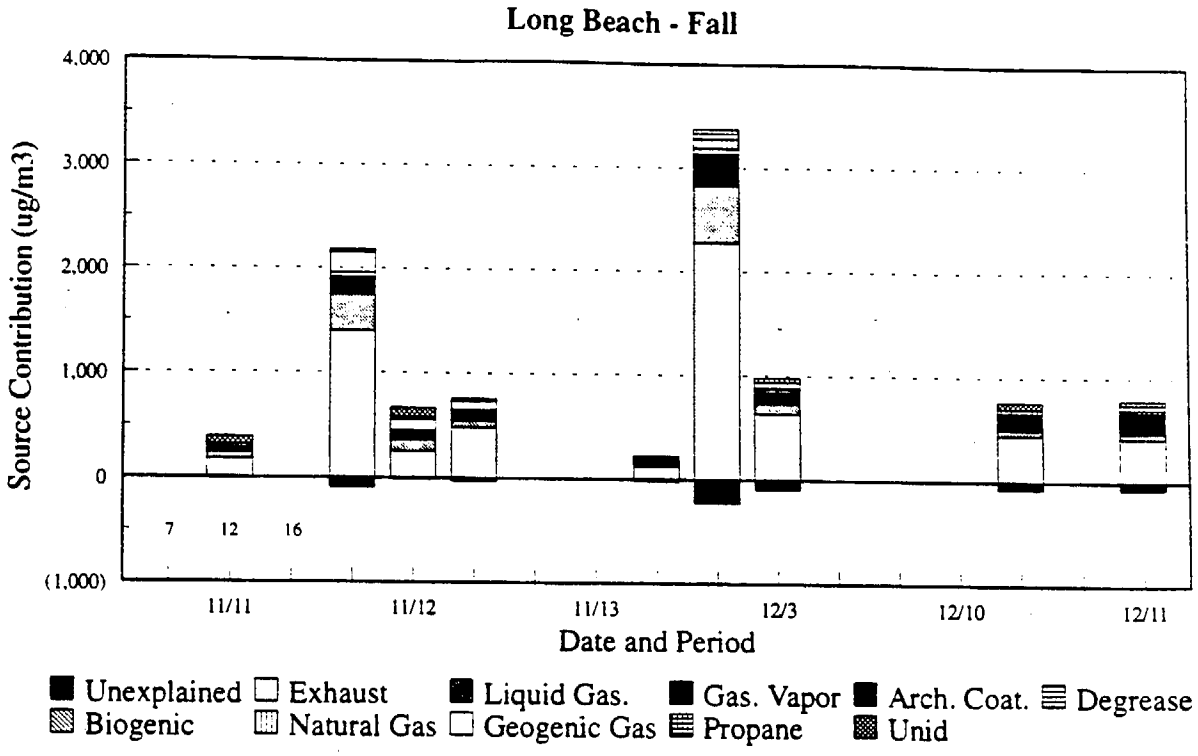

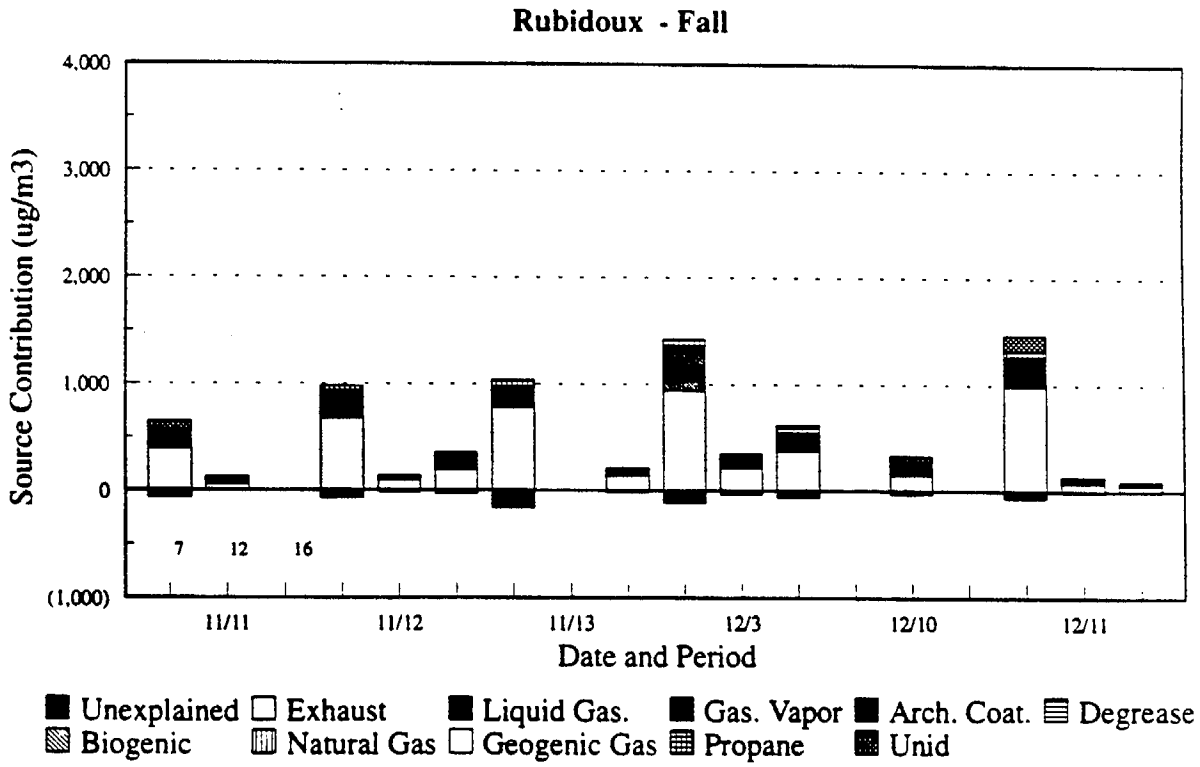

Figure 7-5c. NMHC Source Contribution Estimates at the Long Beach and Rubidoux Sites During the Fall Campaign

evaporative emissions from gasoline spillage, hot soaks, and resting loss (permeation, leaks, etc.). As seen from the sensitivity tests, the attribution of source contributions among these categories depends on the ratio of ethyne and light olefins to NMHC in the exhaust composition profile. Some of the "real-world" factors that affect this ratio include: 1) emissions due to non-catalyst vehicles versus catalyst-equipped vehicles; 2) contributions from high emitters; 3) contribution of different driving modes; and 4) vehicle speed and load. Source profile "Exh801a" appears to match best the actual vehicle exhaust composition among the alternative profiles that were tested.

The profile for gasoline headspace vapors reflects evaporative emission due to refueling, diurnal evaporation, and running loss. Commercial natural gas, geogenic natural gas, and liquefied propane gas have significant collinearity. These three categories are combined in Appendix C, and they represent some combination of gas leak emissions for different types of gas.

7.3 Period and Seasonal Averages

Summer and fall average source contributions to total NMHC by season and site are summarized in Table 7-6a to 7-6h. The uncertainties associated with these averages are the root-mean squared (RMS) errors of the source contribution estimates for individual samples rather than the standard error of the averages. These RMS uncertainties account for systematic as well as random biases in the individual source apportionments.

The spatial and temporal patterns in source contributions (expressed as average percentages of total NMHC) are plotted for the major emission source types in Figures 7-6a and 7-6b for the summer, and Figures 7-7a and 7-7b for the fall. The sampling sites are arranged from west to east. Motor vehicle exhaust is the major source of NMHC at all sites and time periods, ranging from 30% to 70% of total NMHC. The relative contributions from vehicle exhaust are larger during the fall period, particularly for the morning samples (66% to 71% in the fall versus 42% to 65% in the summer). This seasonal difference is consistent with the ROG emissions in Figure 2-2, which shows higher relative contributions from vehicle exhaust during the fall than during the summer.

In general, the contributions of vehicle exhaust are uniform throughout the basin with slightly higher contributions during the morning and afternoon commute periods. Source contributions at the Hawthorne site show a noticeable exception to this pattern. Exhaust contributions at the Hawthorne site are substantially lower during the mid-day and afternoon periods. As can be seen in Tables 7-1a and 7-1b, the average carbon monoxide concentration at the Hawthorne site is significantly lower during the mid-day and afternoon periods than in the morning or at any other sampling site. The sharp drop in carbon monoxide concentrations is likely caused by the close proximity of the sampling site to the coastline and the increasing strength of the sea breeze during the afternoon. Although the Hawthorne site is adjacent to the San Diego Freeway, the impact of the freeway is minimized by the sea breeze which transports

Table 7-6a
Average Source Contributions at the Anaheim Site

Source Category	Summer 600	Summer 1100	Summer 1500	Fall 700	Fall 1200	Fall 1600
SCE (ug/m3)						
Unexplained	-17.0 ± 72.9	-18.5 ± 35.7	-18.6 ± 35.7	-65.3 ± 184.8	-31.1 ± 75.6	-70.3 ± 118.3
Exhaust	241.8 ± 51.2	143.5 ± 24.0	146.6 ± 23.9	902.1 ± 140.6	306.1 ± 53.6	553.6 ± 89.4
Liquid Gasoline	99.1 ± 34.0	30.8 ± 14.6	23.7 ± 14.1	231.4 ± 105.0	62.8 ± 38.0	122.1 ± 62.8
Gasoline Vapor	82.1 ± 19.1	34.9 ± 8.4	44.8 ± 9.2	86.8 ± 31.4	56.8 ± 15.8	72.5 ± 22.6
Arch. Coating	2.2 ± 1.5	1.3 ± 0.8	1.2 ± 0.8	5.2 ± 3.5	1.9 ± 1.3	3.0 ± 2.1
Degreasing	18.8 ± 4.6	13.9 ± 2.6	7.2 ± 1.7	29.5 ± 6.4	14.1 ± 3.0	18.4 ± 4.3
Biogenic	1.5 ± 0.8	0.8 ± 0.3	0.8 ± 0.4	4.6 ± 1.8	0.7 ± 0.5	0.8 ± 0.7
Natural Gas	14.0 ± 7.2	3.7 ± 3.1	4.6 ± 3.0	0.0 ± 0.0	0.0 ± 0.0	2.7 ± 2.2
Geogenic Gas	20.0 ± 20.7	21.9 ± 9.7	12.7 ± 8.0	38.5 ± 23.1	37.5 ± 15.8	32.7 ± 24.3
Petroleum Gas	28.2 ± 9.6	21.3 ± 5.9	22.0 ± 6.1	44.3 ± 12.2	17.6 ± 6.8	39.9 ± 11.5
Unidentified	26.5 ± 15.0	26.0 ± 12.7	31.1 ± 13.9	16.1 ± 12.7	43.7 ± 22.5	20.4 ± 13.6
Calculated Mass	534.3 ± 70.4	297.9 ± 34.2	294.7 ± 34.1	1358.7 ± 180.8	541.3 ± 73.4	866.1 ± 115.7
Measured Mass	517.3 ± 18.6	279.4 ± 10.0	276.1 ± 10.6	1293.4 ± 38.2	510.2 ± 18.4	795.7 ± 24.9
Number in Average	8	7	7	3	3	3
SCE (% of Calculated Mass)						
Unexplained	-3.2 ± 13.6	-6.2 ± 12.0	-6.3 ± 12.1	-4.8 ± 13.6	-5.7 ± 14.0	-8.1 ± 13.7
Exhaust	45.3 ± 9.6	48.2 ± 8.1	49.7 ± 8.1	66.4 ± 10.4	56.6 ± 9.9	63.9 ± 10.3
Liquid Gasoline	18.6 ± 6.4	10.3 ± 4.9	8.1 ± 4.8	17.0 ± 7.7	11.6 ± 7.0	14.1 ± 7.2
Gasoline Vapor	15.4 ± 3.6	11.7 ± 2.8	15.2 ± 3.1	6.4 ± 2.3	10.5 ± 2.9	8.4 ± 2.6
Arch. Coating	0.4 ± 0.3	0.4 ± 0.3	0.4 ± 0.3	0.4 ± 0.3	0.4 ± 0.2	0.3 ± 0.2
Degreasing	3.5 ± 0.9	4.7 ± 0.9	2.5 ± 0.6	2.2 ± 0.5	2.6 ± 0.6	2.1 ± 0.5
Biogenic	0.3 ± 0.1	0.3 ± 0.1	0.3 ± 0.1	0.3 ± 0.1	0.1 ± 0.1	0.1 ± 0.1
Natural Gas	2.6 ± 1.4	1.2 ± 1.0	1.6 ± 1.0	0.0 ± 0.0	0.0 ± 0.0	0.3 ± 0.3
Geogenic Gas	3.7 ± 3.9	7.3 ± 3.3	4.3 ± 2.7	2.8 ± 1.7	6.9 ± 2.9	3.8 ± 2.8
Petroleum Gas	5.3 ± 1.8	7.1 ± 2.0	7.4 ± 2.1	3.3 ± 0.9	3.3 ± 1.3	4.6 ± 1.3
Unidentified	5.0 ± 2.8	8.7 ± 4.3	10.5 ± 4.7	1.2 ± 0.9	8.1 ± 4.2	2.4 ± 1.6
Calculated Mass	100.0 ± 13.2	100.0 ± 11.5	100.0 ± 11.6	100.0 ± 13.3	100.0 ± 13.6	100.0 ± 13.4
Measured Mass	96.8 ± 3.5	93.8 ± 3.3	93.7 ± 3.6	95.2 ± 2.8	94.3 ± 3.4	91.9 ± 2.9

Table 7-6b
Average Source Contributions at the Azusa Site

Source Category	Summer 600			Summer 1100			Summer 1500		
SCE (ug/m3)									
Unexplained	22.7	±	66.2	-28.0	±	45.8	-27.0	±	46.7
Exhaust	255.8	±	42.5	208.4	±	31.6	215.4	±	32.3
Liquid Gasoline	133.8	±	27.8	42.1	±	18.2	36.9	±	18.3
Gasoline Vapor	14.0	±	8.3	30.7	±	9.2	41.6	±	11.0
Arch. Coating	2.8	±	1.3	2.1	±	1.0	2.3	±	1.0
Degreasing	16.8	±	3.4	10.6	±	2.3	10.5	±	2.2
Biogenic	0.6	±	0.4	0.2	±	0.3	0.4	±	0.3
Natural Gas	0.0	±	0.0	4.7	±	3.1	7.6	±	4.2
Geogenic Gas	72.7	±	14.7	33.8	±	11.9	27.7	±	12.6
Petroleum Gas	22.7	±	8.1	26.1	±	6.8	25.3	±	6.9
Unidentified	72.0	±	30.9	42.1	±	17.6	35.0	±	17.0
Calculated Mass	591.2	±	62.4	401.0	±	44.0	402.7	±	44.9
Measured Mass	613.9	±	22.1	373.0	±	12.9	375.7	±	13.0
Number in Average	6			5			8		
SCE (% of Calculated Mass)									
Unexplained	3.8	±	11.2	-7.0	±	11.4	-6.7	±	11.6
Exhaust	43.3	±	7.2	52.0	±	7.9	53.5	±	8.0
Liquid Gasoline	22.6	±	4.7	10.5	±	4.5	9.2	±	4.5
Gasoline Vapor	2.4	±	1.4	7.7	±	2.3	10.3	±	2.7
Arch. Coating	0.5	±	0.2	0.5	±	0.2	0.6	±	0.3
Degreasing	2.8	±	0.6	2.7	±	0.6	2.6	±	0.5
Biogenic	0.1	±	0.1	0.1	±	0.1	0.1	±	0.1
Natural Gas	0.0	±	0.0	1.2	±	0.8	1.9	±	1.0
Geogenic Gas	12.3	±	2.5	8.4	±	3.0	6.9	±	3.1
Petroleum Gas	3.8	±	1.4	6.5	±	1.7	6.3	±	1.7
Unidentified	12.2	±	5.2	10.5	±	4.4	8.7	±	4.2
Calculated Mass	100.0	±	10.6	100.0	±	11.0	100.0	±	11.2
Measured Mass	103.8	±	3.7	93.0	±	3.2	93.3	±	3.2

Table 7-6c
Average Source Contributions at the Burbank Site

Source Category	Summer 600	Summer 1100	Summer 1500	Fall 700	Fall 1200	Fall 1600
SCE (ug/m3)						
Unexplained	-16.3 ± 108.0	-48.4 ± 75.2	-11.5 ± 51.8	-131.7 ± 260.0	-59.4 ± 93.0	-83.8 ± 150.7
Exhaust	469.2 ± 78.8	343.6 ± 51.8	222.5 ± 33.7	1459.8 ± 201.8	492.7 ± 68.8	627.9 ± 109.4
Liquid Gasoline	153.7 ± 49.0	77.2 ± 29.6	84.7 ± 20.2	258.2 ± 138.4	113.2 ± 45.8	252.4 ± 81.1
Gasoline Vapor	93.2 ± 26.2	60.9 ± 15.3	26.8 ± 8.9	131.5 ± 44.8	69.3 ± 20.2	93.9 ± 32.2
Arch. Coating	3.9 ± 2.1	2.7 ± 1.4	2.0 ± 1.1	5.8 ± 4.8	2.3 ± 1.8	4.3 ± 2.8
Degreasing	17.3 ± 3.9	14.6 ± 3.0	11.0 ± 2.2	47.6 ± 10.1	18.1 ± 4.0	24.3 ± 5.9
Biogenic	0.9 ± 0.7	0.5 ± 0.5	0.6 ± 0.4	2.3 ± 1.7	0.6 ± 0.6	1.0 ± 0.8
Natural Gas	24.6 ± 11.0	4.8 ± 4.4	2.4 ± 1.7	11.7 ± 13.2	0.0 ± 0.0	0.0 ± 0.0
Geogenic Gas	43.5 ± 25.2	50.2 ± 17.5	30.9 ± 10.7	97.2 ± 44.9	41.0 ± 22.3	78.5 ± 33.1
Petroleum Gas	48.1 ± 13.9	39.5 ± 10.2	31.8 ± 8.0	43.2 ± 17.3	22.0 ± 8.5	40.8 ± 15.1
Unidentified	51.9 ± 25.4	70.0 ± 30.7	61.6 ± 24.1	0.0 ± 0.0	10.1 ± 17.7	37.3 ± 26.1
Calculated Mass	906.3 ± 104.5	664.0 ± 71.9	474.3 ± 48.9	2057.4 ± 253.9	769.3 ± 90.2	1160.4 ± 147.0
Measured Mass	889.9 ± 27.4	615.6 ± 22.1	462.8 ± 16.9	1925.7 ± 55.9	709.9 ± 22.3	1076.6 ± 33.2
Number in Average	7	10	8	6	4	5
SCE (% of Calculated Mass)						
Unexplained	-1.8 ± 11.9	-7.3 ± 11.3	-2.4 ± 10.9	-6.4 ± 12.6	-7.7 ± 12.1	-7.2 ± 13.0
Exhaust	51.8 ± 8.7	51.8 ± 7.8	46.9 ± 7.1	71.0 ± 9.8	64.0 ± 8.9	54.1 ± 9.4
Liquid Gasoline	17.0 ± 5.4	11.6 ± 4.5	17.9 ± 4.3	12.5 ± 6.7	14.7 ± 6.0	21.8 ± 7.0
Gasoline Vapor	10.3 ± 2.9	9.2 ± 2.3	5.6 ± 1.9	6.4 ± 2.2	9.0 ± 2.6	8.1 ± 2.8
Arch. Coating	0.4 ± 0.2	0.4 ± 0.2	0.4 ± 0.2	0.3 ± 0.2	0.3 ± 0.2	0.4 ± 0.2
Degreasing	1.9 ± 0.4	2.2 ± 0.4	2.3 ± 0.5	2.3 ± 0.5	2.4 ± 0.5	2.1 ± 0.5
Biogenic	0.1 ± 0.1	0.1 ± 0.1	0.1 ± 0.1	0.1 ± 0.1	0.1 ± 0.1	0.1 ± 0.1
Natural Gas	2.7 ± 1.2	0.7 ± 0.7	0.5 ± 0.4	0.6 ± 0.6	0.0 ± 0.0	0.0 ± 0.0
Geogenic Gas	4.8 ± 2.8	7.6 ± 2.6	6.5 ± 2.3	4.7 ± 2.2	5.3 ± 2.9	6.8 ± 2.8
Petroleum Gas	5.3 ± 1.5	6.0 ± 1.5	6.7 ± 1.7	2.1 ± 0.8	2.9 ± 1.1	3.5 ± 1.3
Unidentified	5.7 ± 2.8	10.5 ± 4.6	13.0 ± 5.1	0.0 ± 0.0	1.3 ± 2.3	3.2 ± 2.3
Calculated Mass	100.0 ± 11.5	100.0 ± 10.8	100.0 ± 10.3	100.0 ± 12.3	100.0 ± 11.7	100.0 ± 12.7
Measured Mass	98.2 ± 3.0	92.7 ± 3.3	97.6 ± 3.6	93.6 ± 2.7	92.3 ± 2.9	92.8 ± 2.9

Table 7-6d
Average Source Contributions at the Los Angeles Site

Source Category	Summer 600			Summer 1100			Summer 1500		
SCE (ug/m3)									
Unexplained	-2.5	±	82.8	-43.7	±	88.8	-6.4	±	47.9
Exhaust	388.0	±	61.1	412.1	±	65.9	212.3	±	31.4
Liquid Gasoline	156.9	±	38.0	121.0	±	39.0	73.7	±	19.7
Gasoline Vapor	36.6	±	14.0	94.1	±	20.4	22.2	±	7.5
Arch. Coating	4.4	±	1.9	5.1	±	2.0	1.7	±	1.0
Degreasing	13.4	±	3.3	15.0	±	3.3	6.4	±	1.6
Biogenic	0.8	±	0.5	0.6	±	0.6	0.4	±	0.3
Natural Gas	3.6	±	3.5	2.1	±	3.1	1.0	±	2.0
Geogenic Gas	41.6	±	17.5	53.1	±	18.9	10.4	±	8.3
Petroleum Gas	21.0	±	7.5	33.2	±	9.9	13.6	±	3.7
Unidentified	37.1	±	24.8	39.7	±	23.9	61.5	±	23.3
Calculated Mass	703.4	±	79.9	776.0	±	85.6	403.2	±	45.4
Measured Mass	701.0	±	21.7	732.3	±	23.4	396.9	±	15.3
Number in Average	6			6			6		
SCE (% of Calculated Mass)									
Unexplained	-0.3	±	11.8	-5.6	±	11.4	-1.6	±	11.9
Exhaust	55.2	±	8.7	53.1	±	8.5	52.7	±	7.8
Liquid Gasoline	22.3	±	5.4	15.6	±	5.0	18.3	±	4.9
Gasoline Vapor	5.2	±	2.0	12.1	±	2.6	5.5	±	1.9
Arch. Coating	0.6	±	0.3	0.7	±	0.3	0.4	±	0.3
Degreasing	1.9	±	0.5	1.9	±	0.4	1.6	±	0.4
Biogenic	0.1	±	0.1	0.1	±	0.1	0.1	±	0.1
Natural Gas	0.5	±	0.5	0.3	±	0.4	0.2	±	0.5
Geogenic Gas	5.9	±	2.5	6.8	±	2.4	2.6	±	2.1
Petroleum Gas	3.0	±	1.1	4.3	±	1.3	3.4	±	0.9
Unidentified	5.3	±	3.5	5.1	±	3.1	15.3	±	5.8
Calculated Mass	100.0	±	11.4	100.0	±	11.0	100.0	±	11.3
Measured Mass	99.7	±	3.1	94.4	±	3.0	98.4	±	3.8

Table 7-6d (Continued)
Average Source Contributions at the Los Angeles Site

Source Category	Fall 500		Fall 700		Fall 900		Fall 1200		Fall 1400	
SCE (ug/m3)										
Unexplained	-6.4	± 134.8	-103.9	± 307.0	-78.0	± 123.9	-37.2	± 94.7	-76.0	± 114.6
Exhaust	551.2	± 91.3	1479.5	± 224.6	562.2	± 89.6	383.8	± 63.4	518.2	± 72.6
Liquid Gasoline	190.1	± 70.7	406.2	± 172.0	269.2	± 66.6	185.3	± 48.5	99.5	± 45.3
Gasoline Vapor	46.9	± 20.7	98.7	± 44.5	35.1	± 17.3	26.0	± 15.1	227.1	± 44.8
Arch. Coating	3.8	± 2.2	7.0	± 5.0	4.0	± 2.4	4.7	± 1.8	4.6	± 2.5
Degreasing	28.7	± 5.5	50.9	± 9.9	23.5	± 5.0	19.3	± 4.1	18.9	± 4.5
Biogenic	2.0	± 1.0	3.1	± 1.7	1.1	± 0.8	0.3	± 0.5	0.5	± 0.7
Natural Gas	24.8	± 12.9	36.7	± 27.5	1.3	± 1.4	0.0	± 0.0	2.4	± 3.6
Geogenic Gas	82.1	± 35.7	95.6	± 85.9	44.1	± 23.9	99.1	± 21.7	58.3	± 25.0
Petroleum Gas	22.7	± 11.7	60.1	± 24.6	27.2	± 9.6	52.6	± 13.8	39.7	± 12.6
Unidentified	75.8	± 41.4	0.0	± 0.0	45.6	± 31.8	61.8	± 32.3	71.5	± 42.8
Calculated Mass	1028.1	± 130.7	2237.8	± 301.4	1013.3	± 120.3	833.0	± 91.3	1040.7	± 109.4
Measured Mass	1021.7	± 32.8	2133.9	± 58.3	935.3	± 29.4	795.8	± 25.1	964.7	± 34.1
Number in Average	6		1		6		1		6	
SCE (% of Calculated Mass)										
Unexplained	-0.6	± 13.1	-4.6	± 13.7	-7.7	± 12.2	-4.5	± 11.4	-7.3	± 11.0
Exhaust	53.6	± 8.9	66.1	± 10.0	55.5	± 8.8	46.1	± 7.6	49.8	± 7.0
Liquid Gasoline	18.5	± 6.9	18.2	± 7.7	26.6	± 6.6	22.2	± 5.8	9.6	± 4.4
Gasoline Vapor	4.6	± 2.0	4.4	± 2.0	3.5	± 1.7	3.1	± 1.8	21.8	± 4.3
Arch. Coating	0.4	± 0.2	0.3	± 0.2	0.4	± 0.2	0.6	± 0.2	0.4	± 0.2
Degreasing	2.8	± 0.5	2.3	± 0.4	2.3	± 0.5	2.3	± 0.5	1.8	± 0.4
Biogenic	0.2	± 0.1	0.1	± 0.1	0.1	± 0.1	0.0	± 0.1	0.1	± 0.1
Natural Gas	2.4	± 1.3	1.6	± 1.2	0.1	± 0.1	0.0	± 0.0	0.2	± 0.3
Geogenic Gas	8.0	± 3.5	4.3	± 3.8	4.4	± 2.4	11.9	± 2.6	5.6	± 2.4
Petroleum Gas	2.2	± 1.1	2.7	± 1.1	2.7	± 0.9	6.3	± 1.7	3.8	± 1.2
Unidentified	7.4	± 4.0	0.0	± 0.0	4.5	± 3.1	7.4	± 3.9	6.9	± 4.1
Calculated Mass	100.0	± 12.7	100.0	± 13.5	100.0	± 11.9	100.0	± 11.0	100.0	± 10.5
Measured Mass	99.4	± 3.2	95.4	± 2.6	92.3	± 2.9	95.5	± 3.0	92.7	± 3.3

Table 7-6e
Average Source Contributions at the Claremont Site

Source Category	Summer 400	600	800	1100	1300	1500
SCE (ug/m3)						
Unexplained	-17.7 ± 65.1	-21.2 ± 64.5	-33.0 ± 68.4	-23.2 ± 43.5	-35.6 ± 48.4	-27.9 ± 43.2
Exhaust	248.9 ± 39.7	290.4 ± 47.1	291.2 ± 44.3	180.9 ± 28.8	207.5 ± 28.3	199.3 ± 26.7
Liquid Gasoline	68.6 ± 24.1	102.2 ± 29.2	97.7 ± 27.0	49.0 ± 17.2	32.1 ± 14.7	18.1 ± 13.3
Gasoline Vapor	38.2 ± 10.9	29.8 ± 11.5	26.3 ± 9.9	34.8 ± 8.6	48.0 ± 11.1	53.6 ± 11.5
Arch. Coating	2.9 ± 1.2	2.9 ± 1.3	2.6 ± 1.4	1.7 ± 0.8	2.1 ± 1.0	2.6 ± 1.0
Degreasing	8.4 ± 2.0	8.7 ± 2.1	9.2 ± 2.1	8.2 ± 1.8	11.3 ± 2.3	9.7 ± 2.2
Biogenic	0.2 ± 0.3	0.7 ± 0.4	1.3 ± 0.5	3.4 ± 1.2	1.9 ± 0.5	2.2 ± 0.6
Natural Gas	10.8 ± 4.7	7.9 ± 4.5	4.1 ± 2.6	3.8 ± 2.3	1.7 ± 2.3	4.8 ± 3.6
Geogenic Gas	23.7 ± 13.6	24.9 ± 14.6	46.0 ± 14.8	18.3 ± 9.6	36.4 ± 11.9	37.9 ± 12.3
Petroleum Gas	21.8 ± 6.2	19.5 ± 5.9	18.1 ± 6.7	15.7 ± 4.7	38.6 ± 10.5	27.7 ± 7.5
Unidentified	85.6 ± 35.0	29.8 ± 20.1	75.3 ± 33.4	46.0 ± 19.7	63.1 ± 25.6	46.6 ± 20.4
Calculated Mass	509.2 ± 61.3	516.7 ± 62.3	572.0 ± 64.7	361.7 ± 41.3	442.7 ± 45.4	402.4 ± 40.8
Measured Mass	491.5 ± 21.8	495.6 ± 16.7	539.0 ± 22.3	338.5 ± 13.6	407.0 ± 16.9	374.5 ± 14.2
Number in Average	7	7	7	6	6	9
SCE (% of Calculated Mass)						
Unexplained	-3.5 ± 12.8	-4.1 ± 12.5	-5.8 ± 12.0	-6.4 ± 12.0	-8.1 ± 10.9	-6.9 ± 10.7
Exhaust	48.9 ± 7.8	56.2 ± 9.1	50.9 ± 7.7	50.0 ± 7.9	46.9 ± 6.4	49.5 ± 6.6
Liquid Gasoline	13.5 ± 4.7	19.8 ± 5.7	17.1 ± 4.7	13.5 ± 4.8	7.3 ± 3.3	4.5 ± 3.3
Gasoline Vapor	7.5 ± 2.2	5.8 ± 2.2	4.6 ± 1.7	9.6 ± 2.4	10.8 ± 2.5	13.3 ± 2.9
Arch. Coating	0.6 ± 0.2	0.6 ± 0.3	0.5 ± 0.2	0.5 ± 0.2	0.5 ± 0.2	0.6 ± 0.2
Degreasing	1.6 ± 0.4	1.7 ± 0.4	1.6 ± 0.4	2.3 ± 0.5	2.6 ± 0.5	2.4 ± 0.5
Biogenic	0.0 ± 0.1	0.1 ± 0.1	0.2 ± 0.1	0.9 ± 0.3	0.4 ± 0.1	0.5 ± 0.1
Natural Gas	2.1 ± 0.9	1.5 ± 0.9	0.7 ± 0.5	1.0 ± 0.6	0.4 ± 0.5	1.2 ± 0.9
Geogenic Gas	4.7 ± 2.7	4.8 ± 2.8	8.0 ± 2.6	5.1 ± 2.6	8.2 ± 2.7	9.4 ± 3.0
Petroleum Gas	4.3 ± 1.2	3.8 ± 1.1	3.2 ± 1.2	4.3 ± 1.3	8.7 ± 2.4	6.9 ± 1.9
Unidentified	16.8 ± 6.9	5.8 ± 3.9	13.2 ± 5.8	12.7 ± 5.4	14.3 ± 5.8	11.6 ± 5.1
Calculated Mass	100.0 ± 12.0	100.0 ± 12.1	100.0 ± 11.3	100.0 ± 11.4	100.0 ± 10.3	100.0 ± 10.1
Measured Mass	96.5 ± 4.3	95.9 ± 3.2	94.2 ± 3.9	93.6 ± 3.8	91.9 ± 3.8	93.1 ± 3.5

Table 7-6f
Average Source Contributions at the Hawthorne Site

Source Category	Summer 600	Summer 1100	Summer 1500	Fall 700	Fall 1200	Fall 1600
SCE (ug/m3)						
Unexplained	-6.8 ± 40.9	-3.3 ± 25.3	8.5 ± 17.9	-148.3 ± 194.2	-30.6 ± 80.5	-6.3 ± 44.0
Exhaust	158.9 ± 24.1	81.1 ± 12.1	40.7 ± 9.5	1363.4 ± 148.7	302.2 ± 50.9	144.2 ± 25.9
Liquid Gasoline	21.0 ± 13.0	14.7 ± 7.1	36.8 ± 7.7	150.6 ± 87.7	67.1 ± 40.7	42.2 ± 20.9
Gasoline Vapor	51.9 ± 10.4	58.7 ± 9.6	10.8 ± 3.1	188.6 ± 47.7	119.2 ± 26.0	41.0 ± 9.7
Arch. Coating	2.1 ± 0.9	1.6 ± 0.7	1.2 ± 0.6	9.4 ± 4.9	3.3 ± 1.5	1.6 ± 0.8
Degreasing	10.7 ± 2.3	5.7 ± 1.4	4.1 ± 1.1	35.0 ± 8.3	15.2 ± 3.2	5.8 ± 1.5
Biogenic	0.1 ± 0.2	0.1 ± 0.2	0.1 ± 0.2	2.3 ± 1.7	0.2 ± 0.4	0.2 ± 0.3
Natural Gas	8.0 ± 4.1	5.8 ± 2.6	2.9 ± 1.5	44.8 ± 20.2	15.8 ± 7.9	12.0 ± 4.5
Geogenic Gas	25.0 ± 11.1	21.2 ± 6.7	13.8 ± 4.1	12.5 ± 13.1	55.7 ± 21.3	22.8 ± 11.0
Petroleum Gas	28.8 ± 7.1	26.7 ± 6.6	13.8 ± 3.6	106.8 ± 22.9	33.7 ± 10.6	23.1 ± 6.4
Unidentified	53.6 ± 20.8	38.1 ± 12.7	26.3 ± 9.2	39.6 ± 41.4	38.3 ± 23.0	57.8 ± 19.2
Calculated Mass	360.2 ± 38.5	253.6 ± 23.4	150.5 ± 16.6	1952.8 ± 187.0	650.8 ± 78.1	350.5 ± 41.9
Measured Mass	353.4 ± 13.6	250.3 ± 9.5	159.0 ± 6.5	1804.5 ± 52.3	620.2 ± 19.6	344.2 ± 13.2
Number in Average	7	7	5	4	5	4
SCE (% of Calculated Mass)						
Unexplained	-1.9 ± 11.3	-1.3 ± 10.0	5.6 ± 11.9	-7.6 ± 9.9	-4.7 ± 12.4	-1.8 ± 12.5
Exhaust	44.1 ± 6.7	32.0 ± 4.8	27.0 ± 6.3	69.8 ± 7.6	46.4 ± 7.8	41.1 ± 7.4
Liquid Gasoline	5.8 ± 3.6	5.8 ± 2.8	24.5 ± 5.1	7.7 ± 4.5	10.3 ± 6.2	12.0 ± 6.0
Gasoline Vapor	14.4 ± 2.9	23.1 ± 3.8	7.2 ± 2.0	9.7 ± 2.4	18.3 ± 4.0	11.7 ± 2.8
Arch. Coating	0.6 ± 0.2	0.6 ± 0.3	0.8 ± 0.4	0.5 ± 0.3	0.5 ± 0.2	0.5 ± 0.2
Degreasing	3.0 ± 0.6	2.3 ± 0.6	2.7 ± 0.8	1.8 ± 0.4	2.3 ± 0.5	1.6 ± 0.4
Biogenic	0.0 ± 0.1	0.0 ± 0.1	0.1 ± 0.1	0.1 ± 0.1	0.0 ± 0.1	0.1 ± 0.1
Natural Gas	2.2 ± 1.1	2.3 ± 1.0	1.9 ± 1.0	2.3 ± 1.0	2.4 ± 1.2	3.4 ± 1.3
Geogenic Gas	6.9 ± 3.1	8.4 ± 2.6	9.2 ± 2.7	0.6 ± 0.7	8.6 ± 3.3	6.5 ± 3.1
Petroleum Gas	8.0 ± 2.0	10.5 ± 2.6	9.2 ± 2.4	5.5 ± 1.2	5.2 ± 1.6	6.6 ± 1.8
Unidentified	14.9 ± 5.8	15.0 ± 5.0	17.5 ± 6.1	2.0 ± 2.1	5.9 ± 3.5	16.5 ± 5.5
Calculated Mass	100.0 ± 10.7	100.0 ± 9.2	100.0 ± 11.1	100.0 ± 9.6	100.0 ± 12.0	100.0 ± 12.0
Measured Mass	98.1 ± 3.8	98.7 ± 3.8	105.6 ± 4.3	92.4 ± 2.7	95.3 ± 3.0	98.2 ± 3.8

Table 7-6g
Average Source Contributions at the Long Beach Site

Source Category	Summer 400	600	800	1100	1300	1500
SCE (ug/m3)						
Unexplained	-0.0 ± 41.6	-23.5 ± 71.2	-9.7 ± 68.0	-9.9 ± 47.6	-0.2 ± 35.7	-6.1 ± 26.5
Exhaust	138.7 ± 26.9	259.9 ± 48.3	195.3 ± 45.1	121.9 ± 26.3	112.5 ± 15.9	122.5 ± 18.1
Liquid Gasoline	26.5 ± 16.7	94.0 ± 32.2	55.7 ± 28.4	73.1 ± 20.3	16.6 ± 8.3	17.5 ± 10.3
Gasoline Vapor	47.6 ± 11.3	146.8 ± 27.4	40.7 ± 14.4	60.3 ± 11.3	37.4 ± 8.0	24.2 ± 5.9
Arch. Coating	2.7 ± 1.0	4.9 ± 1.9	2.7 ± 1.4	3.9 ± 1.4	2.1 ± 0.9	0.9 ± 0.7
Degreasing	7.7 ± 2.0	12.7 ± 3.0	12.3 ± 3.5	9.3 ± 2.3	10.0 ± 2.3	6.7 ± 1.5
Biogenic	0.2 ± 0.3	0.5 ± 0.5	0.4 ± 0.4	0.2 ± 0.3	1.4 ± 0.7	0.3 ± 0.3
Natural Gas	17.1 ± 6.3	25.3 ± 8.2	8.6 ± 7.0	21.3 ± 7.4	4.7 ± 3.0	3.8 ± 1.9
Geogenic Gas	29.7 ± 12.2	29.0 ± 14.6	38.5 ± 19.6	22.0 ± 9.9	23.5 ± 8.9	10.4 ± 5.9
Petroleum Gas	23.8 ± 7.6	27.9 ± 9.9	28.7 ± 10.5	53.6 ± 15.0	20.0 ± 5.3	14.7 ± 3.8
Unidentified	34.8 ± 14.3	13.2 ± 13.0	45.0 ± 25.3	46.0 ± 19.4	66.3 ± 24.0	25.4 ± 10.9
Calculated Mass	328.8 ± 39.8	614.2 ± 68.4	427.9 ± 65.2	411.5 ± 44.7	294.6 ± 32.9	226.7 ± 25.3
Measured Mass	328.7 ± 11.9	590.7 ± 19.7	418.2 ± 19.4	401.7 ± 16.2	294.4 ± 13.7	220.5 ± 7.9
Number in Average	9	6	8	8	6	8
SCE (% of Calculated Mass)						
Unexplained	-0.0 ± 12.6	-3.8 ± 11.6	-2.3 ± 15.9	-2.4 ± 11.6	-0.1 ± 12.1	-2.7 ± 11.7
Exhaust	42.2 ± 8.2	42.3 ± 7.9	45.6 ± 10.5	29.6 ± 6.4	38.2 ± 5.4	54.1 ± 8.0
Liquid Gasoline	8.1 ± 5.1	15.3 ± 5.2	13.0 ± 6.6	17.8 ± 4.9	5.6 ± 2.8	7.7 ± 4.5
Gasoline Vapor	14.5 ± 3.4	23.9 ± 4.5	9.5 ± 3.4	14.6 ± 2.7	12.7 ± 2.7	10.7 ± 2.6
Arch. Coating	0.8 ± 0.3	0.8 ± 0.3	0.6 ± 0.3	0.9 ± 0.3	0.7 ± 0.3	0.4 ± 0.3
Degreasing	2.3 ± 0.6	2.1 ± 0.5	2.9 ± 0.8	2.3 ± 0.6	3.4 ± 0.8	3.0 ± 0.7
Biogenic	0.1 ± 0.1	0.1 ± 0.1	0.1 ± 0.1	0.1 ± 0.1	0.5 ± 0.2	0.2 ± 0.1
Natural Gas	5.2 ± 1.9	4.1 ± 1.3	2.0 ± 1.6	5.2 ± 1.8	1.6 ± 1.0	1.7 ± 0.8
Geogenic Gas	9.0 ± 3.7	4.7 ± 2.4	9.0 ± 4.6	5.4 ± 2.4	8.0 ± 3.0	4.6 ± 2.6
Petroleum Gas	7.2 ± 2.3	4.6 ± 1.6	6.7 ± 2.5	13.0 ± 3.6	6.8 ± 1.8	6.5 ± 1.7
Unidentified	10.6 ± 4.3	2.1 ± 2.1	10.5 ± 5.9	11.2 ± 4.7	22.5 ± 8.2	11.2 ± 4.8
Calculated Mass	100.0 ± 12.1	100.0 ± 11.1	100.0 ± 15.2	100.0 ± 10.9	100.0 ± 11.2	100.0 ± 11.2
Measured Mass	100.0 ± 3.6	96.2 ± 3.2	97.7 ± 4.5	97.6 ± 3.9	99.9 ± 4.6	97.3 ± 3.5

Table 7-6g (Continued)
Average Source Contributions at the Long Beach Site

Source Category	Fall 700	Fall 900	Fall 1200	Fall 1400	Fall 1600
SCE (ug/m3)					
Unexplained	-160.6 ± 367.4	-78.3 ± 131.9	-44.5 ± 92.9	-8.5 ± 23.5	-38.3 ± 81.7
Exhaust	1837.4 ± 283.0	580.8 ± 100.8	371.7 ± 65.1	90.7 ± 15.2	352.0 ± 59.6
Liquid Gasoline	455.1 ± 207.4	81.1 ± 70.8	83.8 ± 49.2	16.9 ± 12.4	54.5 ± 42.9
Gasoline Vapor	215.0 ± 61.2	61.6 ± 23.4	96.5 ± 21.6	4.8 ± 2.4	77.2 ± 18.5
Arch. Coating	12.4 ± 6.5	4.4 ± 2.4	4.1 ± 1.7	1.3 ± 0.6	2.5 ± 1.4
Degreasing	53.3 ± 11.1	13.6 ± 3.7	18.9 ± 3.9	4.9 ± 1.2	13.4 ± 2.9
Biogenic	3.6 ± 2.1	0.8 ± 0.8	0.4 ± 0.5	0.1 ± 0.2	0.5 ± 0.5
Natural Gas	45.3 ± 23.7	3.9 ± 2.0	9.9 ± 7.8	6.5 ± 1.8	6.8 ± 3.9
Geogenic Gas	93.9 ± 44.0	53.6 ± 28.9	58.3 ± 24.2	0.0 ± 0.0	26.3 ± 12.8
Petroleum Gas	65.5 ± 22.0	25.7 ± 10.8	25.9 ± 9.4	11.0 ± 2.2	21.5 ± 6.8
Unidentified	0.0 ± 0.0	21.1 ± 11.3	38.7 ± 18.1	34.3 ± 10.2	30.8 ± 19.2
Calculated Mass	2781.4 ± 360.5	846.4 ± 129.7	708.2 ± 90.6	170.5 ± 22.5	585.4 ± 79.6
Measured Mass	2620.9 ± 70.9	768.1 ± 23.9	663.7 ± 20.7	162.1 ± 6.9	547.1 ± 18.3
Number in Average	2	2	4	1	3
SCE (% of Calculated Mass)					
Unexplained	-5.8 ± 13.2	-9.2 ± 15.6	-6.3 ± 13.1	-5.0 ± 13.8	-6.5 ± 14.0
Exhaust	66.1 ± 10.2	68.6 ± 11.9	52.5 ± 9.2	53.2 ± 8.9	60.1 ± 10.2
Liquid Gasoline	16.4 ± 7.5	9.6 ± 8.4	11.8 ± 7.0	9.9 ± 7.3	9.3 ± 7.3
Gasoline Vapor	7.7 ± 2.2	7.3 ± 2.8	13.6 ± 3.1	2.8 ± 1.4	13.2 ± 3.2
Arch. Coating	0.4 ± 0.2	0.5 ± 0.3	0.6 ± 0.2	0.8 ± 0.4	0.4 ± 0.2
Degreasing	1.9 ± 0.4	1.6 ± 0.4	2.7 ± 0.6	2.9 ± 0.7	2.3 ± 0.5
Biogenic	0.1 ± 0.1	0.1 ± 0.1	0.1 ± 0.1	0.1 ± 0.1	0.1 ± 0.1
Natural Gas	1.6 ± 0.9	0.5 ± 0.2	1.4 ± 1.1	3.8 ± 1.1	1.2 ± 0.7
Geogenic Gas	3.4 ± 1.6	6.3 ± 3.4	8.2 ± 3.4	0.0 ± 0.0	4.5 ± 2.2
Petroleum Gas	2.4 ± 0.8	3.0 ± 1.3	3.7 ± 1.3	6.5 ± 1.3	3.7 ± 1.2
Unidentified	0.0 ± 0.0	2.5 ± 1.3	5.5 ± 2.6	20.1 ± 6.0	5.3 ± 3.3
Calculated Mass	100.0 ± 13.0	100.0 ± 15.3	100.0 ± 12.8	100.0 ± 13.2	100.0 ± 13.6
Measured Mass	94.2 ± 2.5	90.8 ± 2.8	93.7 ± 2.9	95.0 ± 4.0	93.5 ± 3.1

Table 7-6h
Average Source Contributions at the Rubidoux Site

Source Category	Summer 600	Summer 1100	Summer 1500	Fall 700	Fall 1200	Fall 1600
SCE (ug/m3)						
Unexplained	-26.4 ± 69.7	-25.6 ± 27.7	-23.9 ± 29.4	-95.8 ± 121.7	-15.5 ± 28.8	-26.4 ± 45.8
Exhaust	392.9 ± 55.1	156.1 ± 18.2	136.3 ± 19.4	756.6 ± 89.2	123.1 ± 18.8	194.6 ± 33.9
Liquid Gasoline	72.8 ± 30.3	6.0 ± 7.5	8.1 ± 10.3	172.2 ± 64.6	29.3 ± 15.4	51.8 ± 24.3
Gasoline Vapor	53.6 ± 14.6	40.2 ± 7.7	34.4 ± 8.1	65.4 ± 22.6	27.7 ± 6.6	20.5 ± 8.3
Arch. Coating	3.5 ± 1.7	1.6 ± 0.8	1.3 ± 0.7	6.0 ± 2.8	0.9 ± 0.7	1.2 ± 0.9
Degreasing	8.4 ± 2.4	6.7 ± 1.6	6.6 ± 1.6	16.2 ± 4.0	4.3 ± 1.3	8.7 ± 2.2
Biogenic	0.6 ± 0.5	0.3 ± 0.3	0.4 ± 0.3	1.3 ± 0.9	0.3 ± 0.3	0.2 ± 0.3
Natural Gas	8.8 ± 4.3	2.8 ± 1.8	5.9 ± 2.9	0.0 ± 0.0	0.6 ± 0.6	0.0 ± 0.0
Geogenic Gas	12.0 ± 8.6	14.6 ± 7.2	14.2 ± 7.9	0.0 ± 0.0	0.0 ± 0.0	20.9 ± 10.2
Petroleum Gas	27.5 ± 6.4	13.3 ± 3.6	17.0 ± 4.8	52.7 ± 10.7	9.4 ± 2.0	14.8 ± 5.0
Unidentified	24.7 ± 15.3	30.6 ± 13.0	25.3 ± 11.8	41.2 ± 32.2	22.7 ± 11.0	7.4 ± 7.3
Calculated Mass	604.8 ± 67.4	272.2 ± 26.2	249.5 ± 28.0	1111.6 ± 117.6	218.4 ± 27.6	320.1 ± 44.7
Measured Mass	578.4 ± 17.7	246.6 ± 8.9	225.6 ± 9.0	1015.7 ± 31.3	202.9 ± 8.0	293.7 ± 10.0
Number in Average	7	7	7	5	5	4
SCE (% of Calculated Mass)						
Unexplained	-4.4 ± 11.5	-9.4 ± 10.2	-9.6 ± 11.8	-8.6 ± 10.9	-7.1 ± 13.2	-8.2 ± 14.3
Exhaust	65.0 ± 9.1	57.3 ± 6.7	54.6 ± 7.8	68.1 ± 8.0	56.4 ± 8.6	60.8 ± 10.6
Liquid Gasoline	12.0 ± 5.0	2.2 ± 2.7	3.2 ± 4.1	15.5 ± 5.8	13.4 ± 7.1	16.2 ± 7.6
Gasoline Vapor	8.9 ± 2.4	14.8 ± 2.8	13.8 ± 3.2	5.9 ± 2.0	12.7 ± 3.0	6.4 ± 2.6
Arch. Coating	0.6 ± 0.3	0.6 ± 0.3	0.5 ± 0.3	0.5 ± 0.3	0.4 ± 0.3	0.4 ± 0.3
Degreasing	1.4 ± 0.4	2.4 ± 0.6	2.7 ± 0.6	1.5 ± 0.4	2.0 ± 0.6	2.7 ± 0.7
Biogenic	0.1 ± 0.1	0.1 ± 0.1	0.2 ± 0.1	0.1 ± 0.1	0.1 ± 0.1	0.1 ± 0.1
Natural Gas	1.5 ± 0.7	1.0 ± 0.7	2.3 ± 1.2	0.0 ± 0.0	0.3 ± 0.3	0.0 ± 0.0
Geogenic Gas	2.0 ± 1.4	5.3 ± 2.7	5.7 ± 3.2	0.0 ± 0.0	0.0 ± 0.0	6.5 ± 3.2
Petroleum Gas	4.5 ± 1.1	4.9 ± 1.3	6.8 ± 1.9	4.7 ± 1.0	4.3 ± 0.9	4.6 ± 1.6
Unidentified	4.1 ± 2.5	11.2 ± 4.8	10.1 ± 4.7	3.7 ± 2.9	10.4 ± 5.0	2.3 ± 2.3
Calculated Mass	100.0 ± 11.1	100.0 ± 9.6	100.0 ± 11.2	100.0 ± 10.6	100.0 ± 12.7	100.0 ± 14.0
Measured Mass	95.6 ± 2.9	90.6 ± 3.3	90.4 ± 3.6	91.4 ± 2.8	92.9 ± 3.7	91.8 ± 3.1

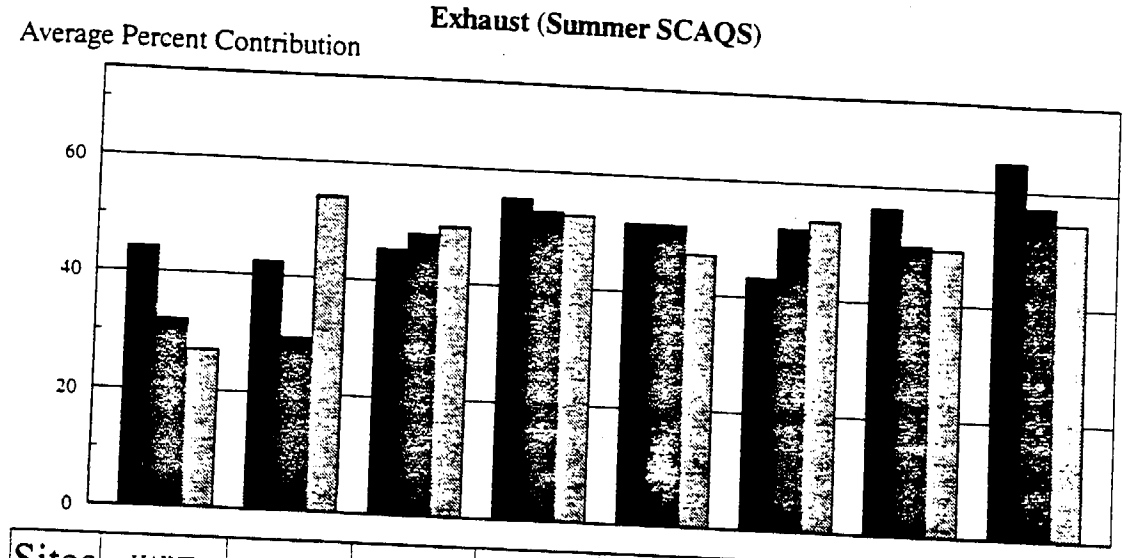

Sites	HAWT	LBCC	ANAH	CELA	BURK	AZUS	CLAR	RIVR
600	44.1	42.3	45.3	55.2	51.8	43.3	56.2	65.0
1100	32.0	29.6	48.2	53.1	51.8	52.0	50.0	57.3
1500	27.0	54.1	49.7	52.7	46.9	53.5	49.5	54.6

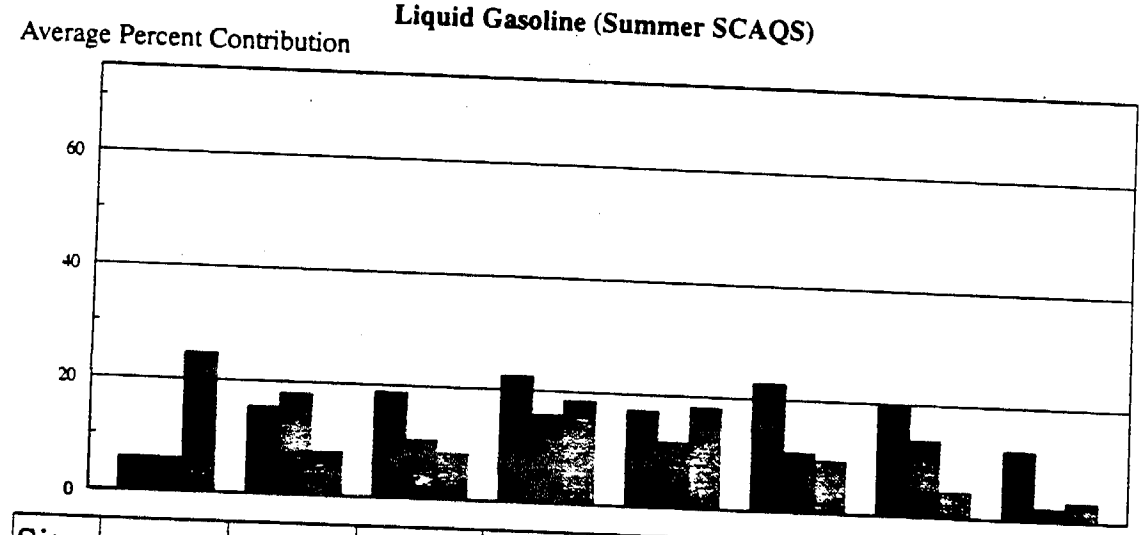

Sites	HAWT	LBCC	ANAH	CELA	BURK	AZUS	CLAR	RIVR
600	5.8	15.3	18.6	22.3	17.0	22.6	19.8	12.0
1100	5.8	17.8	10.3	15.6	11.6	10.5	13.5	2.2
1500	24.5	7.7	8.1	18.3	17.9	9.2	4.5	3.2

Figure 7-6a. Spatial and Temporal Patterns in Contributions of Exhaust and Liquid Gasoline to Total NMHC During the Summer Campaign

Gasoline Vapor (Summer SCAQS)

Average Percent Contribution

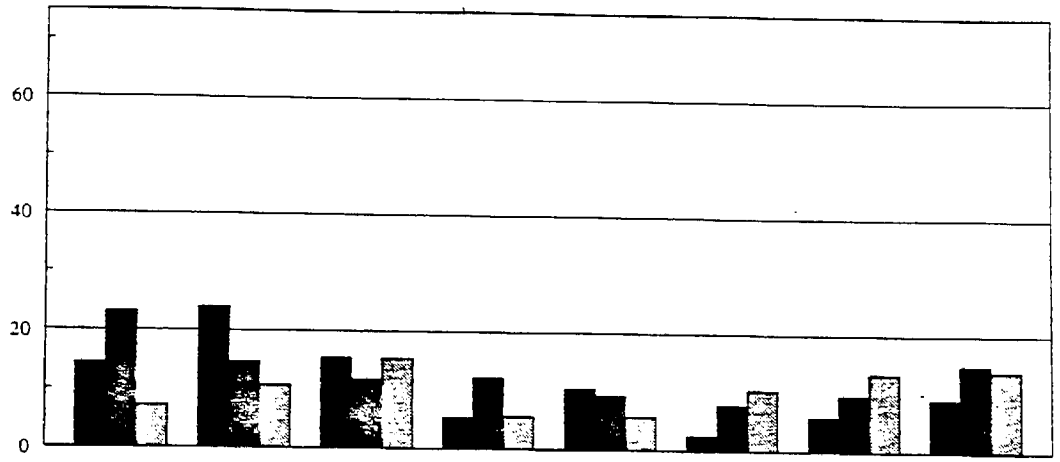

Sites	HAWT	LBCC	ANAH	CELA	BURK	AZUS	CLAR	RIVR
600	14.4	23.9	15.4	5.2	10.3	2.4	5.8	8.9
1100	23.1	14.6	11.7	12.1	9.2	7.7	9.6	14.8
1500	7.2	10.7	15.2	5.5	5.6	10.3	13.3	13.8

N,G & P Gas (Summer SCAQS)

Average Percent Contribution



Sites	HAWT	LBCC	ANAH	CELA	BURK	AZUS	CLAR	RIVR
600	17.1	13.4	11.6	9.4	12.8	16.1	10.1	8.0
1100	21.2	23.5	15.7	11.4	14.2	16.1	10.4	11.3
1500	20.3	12.8	13.3	6.2	13.7	15.0	17.5	14.9

Figure 7-6b. Spatial and Temporal Patterns in Contributions of Gasoline Vapor and Gas Leaks to Total NMHC During the Summer Campaign

Exhaust (Fall SCAQS)

Average Percent Contribution

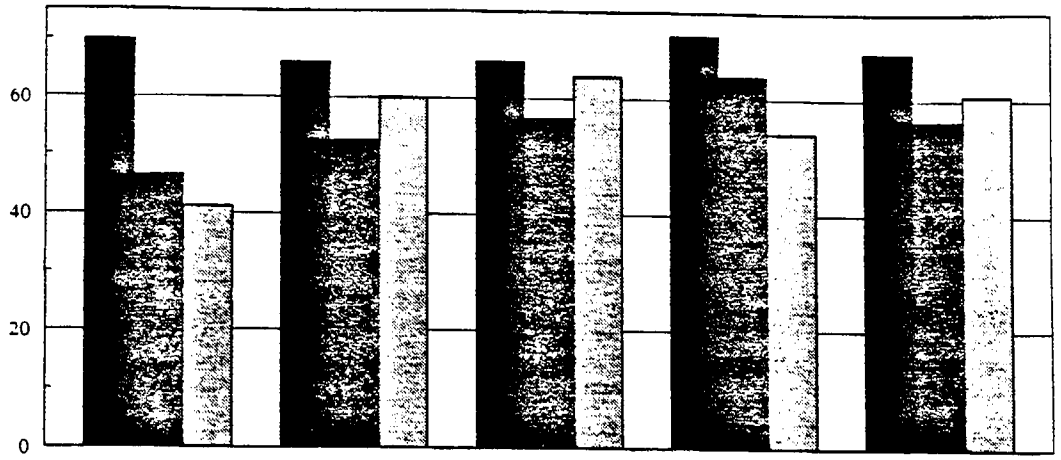

Sites	HAWT	LBCC	ANAH	BURK	RIVR
700	69.8	66.1	66.4	71.0	68.1
1200	46.4	52.5	56.6	64.0	56.4
1600	41.1	60.1	63.9	54.1	60.8

Liquid Gasoline (Fall SCAQS)

Average Percent Contribution



Sites	HAWT	LBCC	ANAH	BURK	RIVR
700	7.7	16.4	17.0	12.5	15.5
1200	10.3	11.8	11.6	14.7	13.4
1600	12.0	9.3	14.1	21.8	16.2

Figure 7-7a. Spatial and Temporal Patterns in Contributions of Exhaust and Liquid Gasoline to Total NMHC During the Fall Campaign

Gasoline Vapor (Fall SCAQS)

Average Percent Contribution

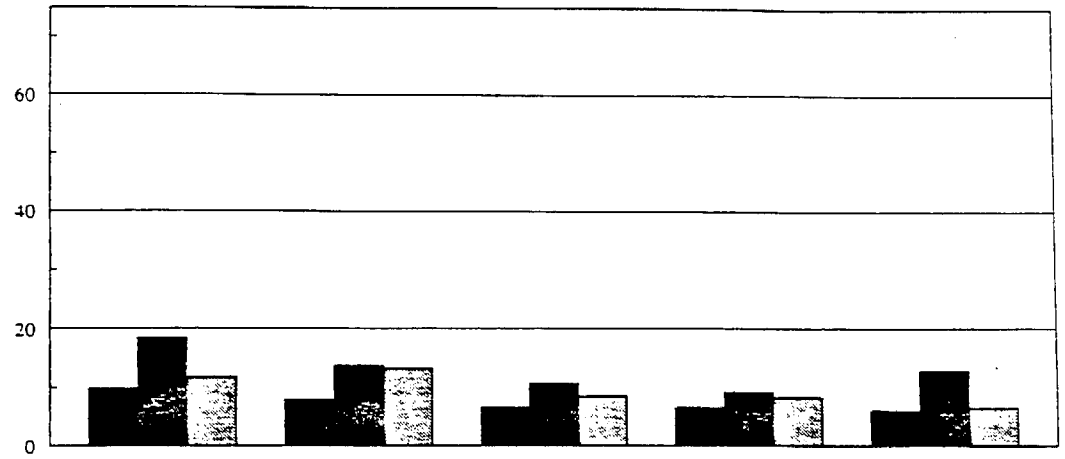

Sites	HAWT	LBCC	ANAH	BURK	RIVR
700	9.7	7.7	6.4	6.4	5.9
1200	18.3	13.6	10.5	9.0	12.7
1600	11.7	13.2	8.4	8.1	6.4

N,G & P Gas (Fall SCAQS)

Average Percent Contribution



Sites	HAWT	LBCC	ANAH	BURK	RIVR
700	8.4	7.4	6.1	7.4	4.7
1200	16.2	13.3	10.2	8.2	4.6
1600	16.5	9.3	8.7	10.3	11.2

Figure 7-7b. Spatial and Temporal Patterns in Contributions of Gasoline Vapor and Gas Leaks to Total NMHC During the Fall Campaign

the freeway plume away from the sampling site. As a result, the VOC composition of afternoon samples collected at the Hawthorne site resembles that of a background site rather than a traffic-dominated site.

Aside from the anomalous results for the afternoon samples at the Hawthorne site, contributions from liquid gasoline are higher in the morning at all sites and higher in the central part of the basin. Contributions from gasoline vapor are higher in the western SoCAB, lowest in the central SoCAB, and higher in the afternoon in the eastern SoCAB. This pattern is the opposite of the pattern for liquid gasoline contributions. The combined contribution from commercial natural gas, geogenic natural gas, and liquefied petroleum gas has the same pattern as gasoline vapor.

8.0 CONCLUSIONS AND RECOMMENDATIONS

The SCAQS aerosol data set has been extensively evaluated in this study. The spatial and temporal distributions of $PM_{2.5}$ and PM_{10} mass have been studied, as have variations in nitrate and carbon species. Source profiles for the dominant particulate and organic emissions sources in the SoCAB were assembled, and the CMB receptor model was applied to $PM_{2.5}$, PM_{10} ($PM_{2.5}$ plus coarse), and VOC data sets. Conclusions are drawn with regard to each of the SCAQS objectives listed in Section 1.

8.1 Conclusions

The first objective was to evaluate the validity of methods for measuring $PM_{2.5}$, PM_{10}, and precursor species. Findings with respect to this objective are:

- Carbon and elemental measurements are negatively biased by ~20% owing to inhomogeneous aerosol deposits on the SCAQS filters and analysis methods which were applied to a portion of the filters. These biases seem relatively consistent and do not affect overall study conclusions.

- The organic to elemental carbon ratios during SCAQS differ from those found in earlier studies. This is due to differences in analytical methods rather than due to changes in aerosol composition.

- Significant fractions (30% to 60%) of ammonium nitrate volatilize during sampling when temperatures are high during the summer. Less than 10% typically volatilizes during the fall when temperatures are lower.

The second objective was to describe the spatial, temporal, size distributions, and chemical and physical characteristics of suspended particles less than 10 μm in aerodynamic diameter. Findings related to this objective are:

- The 24-hour federal PM_{10} standard was exceeded only at the Rubidoux site during the summer campaign. This 164 $\mu g/m^3$ PM_{10} exceedance occurred on August 28, 1987. Daily PM_{10} exceedances were more widespread during the fall campaign, and occurred at five sites on December 3, 1987: 162 $\mu g/m^3$ at the Burbank site; 157 $\mu g/m^3$ at the Downtown Los Angeles site; 194 $\mu g/m^3$ at the Long Beach site; 203 $\mu g/m^3$ at the Anaheim site; and 229 $\mu g/m^3$ at the Rubidoux site. The $PM_{2.5}$ fraction exceeded 150 $\mu g/m^3$ on December 3, 1987 at every site except Downtown Los Angeles and Hawthorne.

- $PM_{2.5}$ constituted one-half to two-thirds of PM_{10} at all sampling sites. The $PM_{2.5}$ portion of PM_{10} was higher during fall than during summer.

- The most abundant species (generally >1 $\mu g/m^3$) in PM_{10} at all sites were chloride, nitrate, sulfate, ammonium, sodium, organic carbon, elemental carbon, calcium, and iron.

- Sodium, aluminum, silicon, calcium, and iron were abundant only in the PM_{10} fraction, consistent with their presence in marine aerosol (sodium) and suspended dust (aluminum, silicon, calcium, and iron).

- Average concentrations for all species were generally higher in fall than in summer. The exception was sulfate, where the summer averages were nearly twice the fall averages at the six sites which operated during both seasons.

The third objective was to determine the contribution of trace metals to atmospheric aerosols in source and receptor areas as a function of particle size. Findings related to this objective are:

- Potentially toxic trace metal concentrations measured during SCAQS were low. The maximum 24-hour concentrations observed at all sites in the PM_{10} fraction were: 1) 0.019 $\mu g/m^3$ of vanadium at the Hawthorne site; 2) 0.064 $\mu g/m^3$ of chromium at the Hawthorne site; 3) 0.137 $\mu g/m^3$ of manganese at the Rubidoux site; 4) 0.033 $\mu g/m^3$ of nickel at the Anaheim site and 0.031 $\mu g/m^3$ at the Hawthorne site; 5) 0.38 $\mu g/m^3$ of copper at the Hawthorne site; 6) 0.667 $\mu g/m^3$ of zinc at the Hawthorne site; 7) 0.032 $\mu g/m^3$ of arsenic at the Downtown Los Angeles site; 8) 0.023 $\mu g/m^3$ of selenium at the Burbank site; 9) 0.042 $\mu g/m^3$ of strontium at the Burbank and Hawthorne sites; 10) 0.020 $\mu g/m^3$ of barium at the Downtown Los Angeles site; 11) 0.02 to 0.03 $\mu g/m^3$ of mercury at all sites; and 12) 0.46 $\mu g/m^3$ of lead at the Long Beach site. Many of these maxima were at or near instrumental detection limits. All of these maximum concentrations occured during the fall campaign.

- The quarterly lead standard of 1.5 $\mu g/m^3$ was never exceeded on any of the SCAQS samples.

The fourth objective was to determine which chemical and physical properties of ambient concentrations and source emissions are most useful for source attribution of receptor concentrations. This applies to the source attribution of $PM_{2.5}$, PM_{10}, and VOCs. Findings from this study are:

- SCAQS chemical measurements were sufficient to resolve $PM_{2.5}$ and PM_{10} source contributions of primary geological material, primary motor vehicle exhaust, primary marine aerosol, primary lime/gypsum/construction dust, and secondary sulfates and nitrates.

- SCAQS chemical measurements were sufficient to determine that industrial sources and vegetative burning were not major contributors to suspended particles during summer and fall.

- SCAQS chemical measurements were insufficient to: 1) separate secondary organic aerosols and cooking contributions from other source types; 2) allow different types of fugitive dust to be resolved; and 3) distinguish gasoline-fueled vehicle exhaust from diesel-fueled vehicle exhaust.

- Ratios of ethene to ethyne in the vehicle exhaust profiles are twice the ethene/ethyne ratios in ambient samples collected during the morning when exhaust is fresh and photochemical reactions are minimal. Since vehicle exhaust is the primary source for both species, the ethene/ethyne ratio in ambient air and in vehicle exhaust should agree. This discrepancy can significantly affect the receptor model source contribution estimates for vehicle exhaust.

- Hydrocarbons with reactivity equal to or less than toluene were sufficiently stable to be used as fitting species in the CMB analysis. More reactive species should not be used.

- There are significant amounts of propane in the western part of the basin (especially at the Hawthorne site) which are not related to gasoline or vehicle exhaust. The contribution of propane to nonmethane hydrocarbon (NMHC) increases in the afternoon in the eastern part of the basin. Source profiles containing propane are needed to explain these concentrations.

- Vehicle exhaust and liquid gasoline are partially collinear since they consist of many of the same species. Exhaust emissions are actually a mixture of hydrocarbons produced during combustion (e.g., ethene and ethyne) along with unburned gasoline resulting from incomplete combustion. Liquid gasoline represents the additional unburned gasoline (due to misfiring and other engine malfunctions) that is not included in the exhaust profile, plus evaporative emissions from gasoline spillage and hot soaks.

- The source contribution between vehicle exhaust and liquid gasoline depends upon the relative abundance of ethyne (combustion products) in the source profile relative to fitting species that are associated with uncombusted gasoline. Vehicle exhaust profiles that have a higher fraction of ethyne than the base case yield lower source contributions for vehicle exhaust and the difference is assigned to

liquid gasoline. Some of the "real-world" factors that affect the ethyne abundance include: the relative contributions of non-catalyst vehicles versus catalyst-equipped vehicles; contributions of high emitters; and variations in driving modes.

- Profiles derived from gasoline headspace vapors reflect evaporative emissions due to refueling, diurnal emissions, and running loss. There is substantial collinearity between the profiles for vehicle exhaust, liquid gasoline, gasoline vapor, and geogenic natural gas. If the Auto/Oil hot soak and diurnal evaporative emissions profiles are substituted for liquid gasoline and gasoline vapor, nearly half of the mass originally assigned to the two gasoline source profiles is assigned in roughly equal portions to vehicle exhaust and geogenic natural gas.

- Using commercial natural gas, geogenic natural gas, and liquefied petroleum gas together provides better model performance than any one of the profiles alone. The individual source contributions from the three gas profiles should be combined since they all contain ethane and propane as the main species and are collinear with each other. The combined source can be interpreted as an ethane- and propane-enriched source.

- Since ethene is a combustion product, adding it to the CMB fit has the same effect as using vehicle exhaust profiles with higher fractions of ethyne. The contribution of vehicle exhaust is reduced and re-assigned to liquid gasoline. Since ethene is over-represented in the profile relative to ethyne, retaining ethene in the fit and removing ethyne increases the shift in the source apportionment to liquid gasoline.

The fifth objective was to quantify the amounts and uncertainties of source contributions estimated by receptor models as a function of chemical and physical properties used to characterize sources. This applies to $PM_{2.5}$, PM_{10}, and VOCs. The major findings of this study are:

- Primary geological material was the major contributor to PM_{10} during summer at the eastern sites, and its average source contributions at the Rubidoux and Azusa sites were approximately five times the primary geological material contribution at the Hawthorne site. Primary geological material contributions were significantly lower during the fall, with the exception of contributions at the Rubidoux site. The primary construction contribution nearly equals the primary geological contribution during the fall. Rubidoux was the only site with the lime/gypsum contribution. The predominant source of primary geological material was paved road dust. The largest primary geological material contribution of 51 ± 5 $\mu g/m^3$ was found at the Azusa site on August 28, 1987 when PM_{10} was 120 $\mu g/m^3$.

- Primary motor vehicle exhaust was generally the second largest contributor, except at the Rubidoux, Hawthorne, and Long Beach sites during summer. The average contributions at the Burbank, Downtown Los Angeles, Rubidoux, Azusa, and Claremont sites were two to three times the average contributions at the Hawthorne, Long Beach, and Anaheim sites. Primary motor vehicle exhaust was the major contributor at all sites, even at the Hawthorne, Long Beach, and Anaheim sites which showed much lower contributions from this source during the summer. The largest primary motor vehicle exhaust contribution of 74 ± 31 $\mu g/m^3$ was found at the Long Beach site on December 3, 1987 when PM_{10} was 194 $\mu g/m^3$.

- During summer, secondary ammonium sulfate contributions were fairly uniform across the SoCAB. During fall, secondary ammonium sulfate contributed uniformly across the SoCAB, but its average contribution was less than half that found during the summer. The largest secondary ammonium sulfate contribution of 27 ± 9 $\mu g/m^3$ was measured at the Hawthorne site on June 24, 1987 when PM_{10} was 75 $\mu g/m^3$.

- Primary marine aerosol also showed a fairly homogeneous distribution across the SoCAB during summer, including its contribution at the San Nicolas Island site. During fall, the primary marine aerosol contribution was lower than during summer and was substantially lower at the inland sites relative to the sites near the coast. The largest primary marine aerosol contribution of 11 ± 2 $\mu g/m^3$ was found at the Long Beach site on September 2, 1987 when PM_{10} was 65 $\mu g/m^3$.

- Secondary ammonium nitrate at the Rubidoux site was five to ten times larger than averages measured at the other sites during summer. During fall, secondary ammonium nitrate was the second largest contributor at all sites, even at the Hawthorne site. The largest secondary ammonium nitrate contribution of 96 ± 18 $\mu g/m^3$ was found at the Anaheim site on December 3, 1987 when PM_{10} was 203 $\mu g/m^3$.

- Temporal and spatial uniformity in ratios of hydrocarbons normally associated with vehicle exhaust and gasoline with carbon dioxide and NMHC indicated that vehicle-related emissions were the major source of NMHC in the SoCAB, and that these profiles must be used for CMB source apportionment.

- Vehicle exhaust was the main source of NMHC at all sites and time periods, ranging from 30% to 70% of NMHC. The relative contributions of vehicle exhaust were greater during fall, particularly for the morning samples (66% to 71% in the fall versus 42% to 65% in the summer). This seasonal difference was consistent with the reactive organic gas emissions inventory, which shows higher relative contribution from vehicle exhaust during the fall than during the summer.

- Ignoring anomalous results for afternoon samples at the Hawthorne site, the contribution of liquid gasoline was greater in the morning samples at most sites during summer, and was higher in the central part of the basin (15% to 23%) and lower in the afternoon in the eastern part of the basin (2% to 5%). The relative contribution of liquid gasoline was more uniform, spatially and temporally, during fall.

- Contributions from gasoline vapor were higher in the western part of the basin during the morning and mid-day periods (15% to 24%), lowest in the central basin (2% to 12%), and higher in the afternoon in the eastern basin (10% to 15%). The combined contributions of commercial natural gas, geogenic natural gas, and liquefied petroleum gas have the same pattern as gasoline vapor.

- Contributions from architectural and industrial coatings were both negligible, which is consistent with the strong correlation in the ambient data between toluene and carbon monoxide. The CMB analysis did not include oxygenated organic compounds, which in many cases account for the majority of the solvent content of surface coatings and domestic solvents. The contribution of this source type to VOC cannot be ascertained until composition profiles are developed for these sources.

- The sum of the individual calculated source contributions and the measured ambient NMHC indicates that all major source types were included in the calculations, that the ambient and source profile measurements were reasonably accurate, and that the source profiles were reasonably representative of the actual emissions.

The final objective was to determine the portions of $PM_{2.5}$ and PM_{10} which are of primary and secondary origin.

- On average, secondary ammonium sulfate and secondary ammonium nitrate contributed 20% to 32% of the PM_{10} during summer and 20% to 38% of PM_{10} during fall. These secondary contributors typically accounted for one-half to two-thirds of $PM_{2.5}$.

- Secondary organic carbon was not detectable in the SCAQS aerosol data set. Other studies performed during SCAQS showed that up to 40% of the organic carbon measured in the afternoon samples might be of secondary origin. This is expected only during summer episodes with intense photochemistry and in the eastern SoCAB. If they exist, secondary organic carbon contributions to 24-hour PM_{10} are small.

- During the summer, secondary ammonium nitrate contribution appears to be ammonia-limited at every site except Rubidoux. This is not the case during the

fall, when it is not known whether the secondary ammonium nitrate is limited by ammonia or nitric acid precursors.

8.2 Recommendations

The SCAQS aerosol and VOC ambient data sets are among the best ever acquired in the SoCAB or elsewhere. The measurement techniques were on the cutting edge of current measurement technology, and though some minor discrepancies exist, these are not sufficient to preclude quantitative conclusions regarding the sources which contribute to suspended particles and VOCs.

Several additional studies need to be conducted in the SoCAB to resolve some outstanding issues regarding the apportionments of SCAQS data. These include:

- Comprehensive source profiles for VOC emissions sources are needed. Measurements need to be made on a representative sample of vehicle exhausts, liquid gasolines, gasoline vapors, surface coatings, waste containers, and gas leaks (natural gas, liquid propane, and geogenic emissions). The species measured need to be complete and consistent with those in the ambient data base. Sufficient samples are needed such that uncertainties as well as abundances of VOCs in NMHC can be estimated.

- $PM_{2.5}$ profiles for motor vehicle exhaust need to be improved. Samples must be taken under real-world operating conditions with on-road vehicles. Diesel- and gasoline-powered vehicles should be characterized so that chemical differences between their emissions can be sought.

- Long-term ambient sampling for particulate organic compound analysis is needed. Compound-specific source profiles are needed to definitively allow secondary organic particles and cooking emissions to be distinguished from motor vehicle exhaust by receptor models.

- Additional emissions surveys and source profile experiments for fugitive dust near the Rubidoux site need to be conducted. Calcium-enriched fugitive dust makes its maximum contribution at night.

- Chemical equilibrium models should be applied to the SCAQS aerosol data. The nitric acid, ammonia, and ammonium nitrate data are consistent and follow the general phase distribution expected from changes in temperature. The data set should be adequate to validate existing equilibrium models.

9.0 REFERENCES

Adams, K.M., B.J. Turpin, and J.L. Huntzicker (1989). "Intercomparison of Photoacoustic and Thermal-Optical Methods for the Measurement of Atmospheric Elemental Carbon." Presented at 82nd Annual Meeting, Anaheim, CA. Air & Waste Management Association, Pittsburgh, PA.

Adams, K.M., L.I. Davis, S.M. Japar, D.R. Finley, and R.A. Cary (1990). "Measurement of Atmospheric Elemental Carbon: Real-Time Data for Los Angeles During Summer 1987." *Atmos. Environ.*, **24A**:597-604.

Ahuja, M.S., J. Paskind, J.E. Houck, and J.C. Chow (1989). "Design of a Study for the Chemical and Size Characterization of Particulate Matter Emissions from Selected Sources in California." In *Transactions, Receptor Models in Air Resources Management*, J.G. Watson, Ed. Air & Waste Management Association, Pittsburgh, PA, pp. 145-158.

Allen, G.A. (1991). Harvard School of Public Health, Boston, MA. Personal Communication.

Altshuller, A.P., and T.A. Bellar (1963). "Chromatographic Analysis of Hydrocarbons in the Los Angeles Atmosphere." *J. Air Pollut. Contr. Assoc.*, **13**:81-87.

Anderson, A.E., R.L. Gealer, R.C. McCune, and J.W. Sprys (1973). "Asbestos Emissions from Brake Dynamoneter Tests." Document #SAE 7305-49, Society of Automotive Engineers, Warrendale, MI.

Appel, B.R., P. Colodny, and J.J. Wesolowski (1976). "Analysis of Carbonaceous Materials in Southern California Atmospheric Aerosols." *Environ. Sci. Technol.*, **10**:359.

Appel, B.R., E.M. Hoffer, E.L. Kothny, S.M. Wall, M. Halik, and R.L. Knights (1979). "Analysis of Carbonaceous Material in Southern California Atmospheric Aerosols. 2." *Environ. Sci. Technol.*, **13**:98.

Ashbaugh, L.L., D. Lawson, B. Johnson, S. Huang, G. Bishop, P. Guenther, D. Stedman, R. Stephens, P. Groblicki, and J. Parikh (1992). "On-Road Remote Sensing of Carbon Monoxide and Hydrocarbons Emissions During Several Vehicle Operating Conditions." In *Transactions, PM_{10} Standards and Nontraditional Particulate Source Controls*, J.C. Chow and D.M. Ono, Eds. Air & Waste Management Association, Pittsburgh, PA, pp. 885-898.

Axetell, K., and J. Zell (1977). "Control of Reentrained Dust from Paved Streets." EPA-907/9-77-007, U.S. Environmental Protection Agency, Region VII, Kansas City, MO.

Bailey, J.C., B. Schmidt, and M.L. Williams (1990). "Speciated Hydrocarbon Emissions from Vehicles Operated Over the Normal Speed Range on the Road." *Atmos. Environ.* **24A**:43-52.

Bassett, M.E., and J.H. Seinfeld (1983). "Atmospheric Equilibrium Model of Sulfate and Nitrate Aerosols." *Atmos. Environ.*, **17**(11):2237-2252.

Bassett, M.E., and J.H. Seinfeld (1984). "Atmospheric Equilibrium Model of Sulfate and Nitrate Aerosols-II. Particle Size Analysis." *Atmos. Environ.*, **18**(6):1163-1170.

Bishop, G.A., J.R. Starkey, A. Ihlenfeldt, W.J. Williams, and D.H. Stedman (1989). "IR Long-Path Photometry: A Remote Sensing Tool for Automobile Emissions." *Anal. Chem.*, **61**:671A.

Bishop, G.A., and D.H. Stedman (1990). "On-Road Carbon Monoxide Emission Measurement Comparisons for the 1988-1989 Colorado Oxy-Fuels Program." *Environ. Sci. Technol.*, **24**:843-847.

Blumenthal, D.L., W.H. White, and T.B. Smith (1978). "Anatomy of a Los Angeles Smog Episode: Pollutant Transport in the Daytime Sea Breeze Regime." *Atmos. Environ.*, **12**:893-907.

Blumenthal, D.L., J.G.Watson, and P.T. Roberts (1987). "Southern California Air Quality Study (SCAQS) Program Plan." Prepared under Contract #A5-157-32 for California Air Resources Board, Sacramento, CA, by Sonoma Technology, Inc., Santa Rosa, CA, and Desert Research Institute, Reno, NV.

Blumenthal, D.L., S.V. Hering, P.T. Roberts, D.R. Lawson, and J.G. Watson (1989). "Southern California Air Quality Study Planning Process and Field Measurements." Document # 89-111.1, presented at 82nd Annual Meeting, Anaheim, CA. Air & Waste Management Association, Pittsburgh, PA.

Boyce, S.D., M.R. Hoffmann, P.A. Hong, and L.M. Moberly (1983) "Catalysis of the Autoxidation of Aquated Sulfur Dioxide by Homogeneous Metal-phthalocyanine Complexes." *Environ. Sci. Technol.*, **17**:602-611.

Burns, V.R., J.D. Benson, A.M. Hochhauser, W.J. Koehl, W.M. Kreucher, and R.M. Reuter (1991). "Description of Auto/Oil Air Quality Improvement Research Program." SAE Technical Paper. Ser. No. 912320.

Cadle, S.H., and P.A. Mulawa (1990). "Atmospheric Carbonaceous Species Measurement Methods Comparison Study: General Motors Results." *Aerosol Sci. Technol.*, **12**:128-131.

Cahill, T.A. (1989). Air Quality Group, Crocker Nuclear Laboratory, University of California, Davis, CA. Personal Communication.

Cahill, T.A., R.G. Matsumura, M. Surovick, C. Unger, and K. Wilkenson (1990). "Size-Time-Compositional Analyses of Aerosols During SCAQS." Prepared under Contract #A732-074 for Research Division, California Air Resources Board, Sacramento, CA, by Crocker Nuclear Laboratory, Air Quality Group, University of California, Davis, CA.

California Air Resources Board (1987). "California Air Quality Data. Summary of 1986 Air Quality Data: Gaseous and Particulate Pollutants. Vol. XVIII, Annual Summary." Technical Support Division, California Air Resources Board, Sacramento, CA.

California Air Resources Board (1988). "California Air Quality Data. Summary of 1987 Air Quality Data: Gaseous and Particulate Pollutants. Vol. XIX, Annual Summary." Technical Support Division, California Air Resources Board, Sacramento, CA.

California Air Resources Board (1989). "California Air Quality Data. Summary of 1988 Air Quality Data: Gaseous and Particulate Pollutants. Vol. XX, Annual Summary." Technical Support Division, California Air Resources Board, Sacramento, CA.

California Air Resources Board (1990). "Emission Inventory 1987." Technical Support Division, Emission Inventory Branch, California Air Resources Board, Sacramento, CA.

California Air Resources Board (1991). "Identification of Volatile Organic Compound Species Profiles." ARB Speciation Manual, 2nd ed. California Air Resources Board, Sacramento, CA.

California Air Resources Board (1992). "Draft Modeling Emissions Data System." Control Strategy Modeling Section, Technical Support Division, California Air Resources Board, Sacramento, CA.

Calvert, J.G., and W.R. Stockwell (1983). "Acid Generation in the Troposphere by Gas-Phase Chemistry." *Environ. Sci. Technol.*, **17**:428A-443A.

Cary, R. (1990). "Sunset Laboratory Thermal-Optical Analysis for Organic/Elemental Carbon Analysis-Analysis Description." Sunset Laboratory, Forest Grove, OR.

Cass, G.R. (1977). "Methods for Sulfate Air Quality Management with Application to Los Angeles." Ph.D. Thesis, California Institute of Technology, Pasadena, CA.

Cass, G.R. (1978a). "Pollutant Exposure in Los Angeles Coastal Zone Based on Measurements Made at Lennox, California (1965-1974)." University of California, School of Medicine, Irvine, CA.

Cass, G.R. (1978b). "Methods for Sulfate Air Quality Management with Applications to Los Angeles, Vol. 2." California Institute of Technology, Pasadena, CA, pp. 1-801.

Cass, G.R. (1979). "On the Relationship Between Sulfate, Air Quality, and Visibility with Examples in Los Angeles." *Atmos. Environ.*, **13**:1069.

Cass, G.R., and G.J. McRae (1981). "Source-Receptor Reconciliation of South Coast Air Basin Particulate Air Quality Data." Document ARB-R-82-156, California Air Resources Board, Sacramento, CA.

Cass, G.R., and G.J. McRae (1983). "Source-Receptor Reconciliation of Routing Air Monitoring Data for Trace Metals: An Emission Inventory Assisted Approach." *Environ. Sci. Technol.*, **17**:129.

Cass, G.R., and F.H. Shair (1984). "Sulfate Accumulation in a Sea Breeze/Land Breeze Circulation System." *J. Geophys. Res.*, **89**:1429.

Causley, M.C., and G.M. Wilson (1991). "Seasonal and Annual Average Biogenic Emissions for the South Coast Air Basin Generated by the SCAQMD Biogenic Data Base System." Prepared under Contract #90177 for South Coast Air Quality Management District, by Systems Applications International, San Rafael, CA.

Chan, T., and M. Lippman (1977). "Particle Collection Efficiencies of Sampling Cyclones: An Empirical Theory." *Environ. Sci. Technol.*, **11**:4377.

Charlson, R.J., N.C. Ahlquist, H. Selvidge, and P.B. MacCready (1969). "Monitoring of Atmospheric Aerosol Parameters with the Integrating Nephelometer." *JAPCA*, **19**:937-942.

Chock, D., and S. Winkler (1992). "Exhaust Emissions of Reformulated Gasolines and Methanol Fuels Based on the Working Data Sets of the Auto/Oil Air Quality Improvement Research Program." In *Transactions, PM_{10} Standards and Nontraditional Particulate Source Control*, J.C. Chow and D.M. Ono, Eds. Air & Waste Management Association, Pittsburgh, PA, pp. 899-923.

Chow, J.C. (1985). "Development of a Composite Modeling Approach to Assess Air Pollution Source/Receptor Relationships." Doctor of Science Dissertation, Harvard University, Cambridge, MA.

Chow, J.C., J.G. Watson, C.A. Frazier, R.T. Egami, A. Goodrich, and C. Ralph (1988). "Spatial and Temporal Source Contributions to PM_{10} and $PM_{2.5}$ in Reno, NV." In *Transactions, PM_{10}: Implementation of Standards*, C.V. Mathai and D.H. Stonefield, Eds. Air Pollution Control Association, Pittsburgh, PA, pp. 438-457.

Chow, J.C., C.S. Liu, J. Cassmassi, J.G. Watson, Z. Lu, and L.C. Pritchett (1992). "A Neighborhood-Scale Study of PM_{10} Source Contributions in Rubidoux, California." *Atmos. Environ.*, **26A**:693-706.

Chow, J.C., J.G. Watson, D.H. Lowenthal, P.A. Solomon, K. Magliano, S.D. Ziman, and L.W. Richards (1993a). "PM_{10} and $PM_{2.5}$ Compositions in California's San Joaquin Valley." *Aerosol. Sci. Technol.*, **18**:105-128.

Chow, J.C., J.G. Watson, L.C. Pritchett, W.R. Pierson, C.A. Frazier, and R.G. Purcell (1993b). "The DRI Thermal/Optical Reflectance Carbon Analysis System: Description, Evaluation and Applications in U.S. Air Quality Studies." *Atmos. Environ.*, **27A**(8):1185-1201.

Collins, J., and E. Fujita (1989). "Southern California Air Quality Study Quality Assurance Program." Document ENSR-1200-004-001, prepared for California Air Resources Board, Sacramento, CA, by ENSR Consulting and Engineering, Camarillo, CA.

Cooper, J.A., D.C. Redline, J.R. Sherman, L.M. Valdovinos, W.L. Pollard, L.C. Scavone, and C. Badgett-West (1987). "PM_{10} Source Composition Library for the South Coast Air Basin. Volume I: Source Profile Development Documentation Final Report." South Coast Air Quality Management District, El Monte, CA.

Countess, R.J. (1989). "Southern California Air Quality Study Sampler Chemistry: Final Report." Prepared for California Air Resources Board, Sacramento, CA, by C-E Environmental, Inc., Camarillo, CA.

Countess, R.J. (1990). "Inter-Laboratory Analyses of Carbonaceous Aerosol Samples." *Aerosol Sci. Technol.*, **12**, 114-121.

Countess, R.J. (1991). "Santa Barbara PM-10 Emission Reduction Study." Presented at 84th Annual Meeting, Vancouver, British Columbia, Canada. Air & Waste Management Association, Pittsburgh, PA.

Covert, D.S., R.J. Charlson, and N.C. Ahlquist (1972). "A Study of the Relationship of Chemical Composition and Humidity to Light Scattering by Aerosols." *J. Appl. Meteorol.*, **11**:968-976.

Cronn, D.R., R.J. Charlson, R.L. Knights, A.L. Crittenden, and B.R. Appel (1977). "A Survey of the Molecular Nature of Primary and Secondary Components of Particles in Urban Air by High-Resolution Mass Spectrometry." *Atmos. Environ.*, **11**:929.

Currie, C.A., G.A. Klouda, and K.J. Voorhees (1984). "Atmospheric Carbon: The Importance of Accelerator Mass Spectrometry." *Nucl. Instrum. Methods*, **233**(2):371-379.

DeCesar, R.T., S.A. Edgerton, M.A.K. Khalil, and R.A. Rasmussen (1985). "Sensitivity Analysis of Mass Balance Receptor Modeling: Methyl Chloride as an Indicator of Wood Smoke." *Chemosphere*, **14**:1495.

Dickson, R.J., G.R. Cass, L.J. Markovich, W.R. Oliver, and D.A. Wright (1989). "Development of the Ammonia Emssion Inventory for the Southern California Air Quality Study." Prepared under Contract #2333-4 for Electric Power Research Institute, Palo Alto, CA.

Doskey, P.V., J.A. Porter, and P.A. Scheff (1992). "Source Fingerprints for Volatile Non-Methane Hydrocarbons." *J. Air Waste Manage. Assoc.*, **42**:143.

Douglas, S.G., R.C. Kessler, C.A. Emery, and J.L. Burtt (1991). "Diagnostic Analysis of Wind Observations Collected During the Southern California Air Quality Study, Final Report." Prepared under Contract #A832-133 for Research Division, California Air Resources Board, Sacramento, CA, by Systems Applications International, San Rafael, CA.

Dzubay, T.G., R.K. Stevens, W.D. Balfour, H.J. Williamson, J.A. Cooper, J.E. Core, R.T. DeCesar, E.R. Crutcher, S.L. Dattner, B.L. Davis, S.L. Heisler, J.J. Shah, P.K. Hopke, and D.L. Johnson (1984). "Interlaboratory Comparison of Receptor Model Results for Houston Aerosol." *Atmos. Environ.*, **18**:1555.

Ebert, L.B. (1990). "Is Soot Composed Predominantly of Carbon Clusters?" *Science*, **247**:1468-1471.

Edinger, J.G., and R.A. Helvey (1961). "The San Fernando Convergency Zone." *Bulletin of the American Meteorological Society*, **42**:626.

Ehrman, S.H., S.E. Pratsinis, and J.R. Young (1992). "Receptor Modeling of the Fine Aerosol at a Residential Los Angeles Site." *Atmos. Environ.*, **26B**:4473.

Feigley, C.E., and H.E. Jeffries (1979). "Analysis of Processes Affecting Oxidant and Precursors in the Los Angeles Reactive Pollutant Program Operation 33." *Atmos. Environ.*, **13**:1369-1384.

Ferm, M. (1979). "Method for Determination of Atmospheric Ammonia." *Atmos. Environ.*, **13**:1385.

Fitz, D., and J. Zwicker (1988). "Design and Testing of the SCAQS Sampler for the SCAQS Study, 1987." Prepared under Contract #A6-077-32 for California Air Resources Board, Sacramento, CA, by AeroVironment Inc., Monrovia, CA.

Freeman, D.L., N.F. Robinson, J.G. Watson, J.C. Chow, and R.T. Egami (1987). "Level I PM_{10} Assessment Package User's Manual." Document #8066.2F, prepared for California Air Resources Board, Sacramento, CA, by Desert Research Institute, Reno, NV.

Friedlander, S.K. (1973a). "Relating Particulate Pollution to Sources: Case of the Los Angeles Aerosol." In *Proceedings of the Third International Clean Air Congress.*

Friedlander, S.K. (1973b). "Chemical Element Balances and Identification of Air Pollution Sources." *Environ. Sci. Technol.*, **1**:235-240.

Fujita, E.M., and J.F. Collins (1989). "Quality Assurance for the Southern California Air Quality Study." Presented at 82nd Annual Meeting, Anaheim, CA. Air & Waste Management Association, Pittsburgh, PA.

Fujita, E., and B. Croes (1990). "Formaldehyde Emissions in the South Coast Air Basin Derived from Ambient Measurements." In *Tropospheric Ozone and the Environment*, R.L. Berglund, D.R. Lawson, and D.J. McKee, Eds. Air & Waste Management Association, Pittsburgh, PA.

Fujita, E.M. (1992). "Comparison of Emissions and Ambient Concentrations of CO, NO_x and NMOG in California's South Coast Air Basin." Prepared for University of California, Los Angeles, CA, by University Microfilms International, Ann Arbor, MI.

Fujita, E.M., B.E. Cross, C.L. Bennett, D.R. Lawson, F.W. Lurmann, and H.H. Main (1992). "Comparison of Emission Inventory and Ambient Concentration Ratios of CO, NMOG, and NO_x in California's South Coast Air Basin." *J. Air Waste Manage. Assoc.*, **42**:264-276.

Fung, K.K. (1989). "Carbonyl Observations During the SCAQS." Paper 89-152.3, presented at 82nd Annual Meeting, Anaheim, CA. Air & Waste Management Association, Pittsburgh, PA.

Fung, K.K. (1990). "Particulate Carbon Speciation by MnO_2 Oxidation." *Aerosol Sci. Technol.*, **12**:122-127.

Gartrell, G., Jr., and S.K. Friedlander (1975). "Relating Particulate Pollution to Sources: The 1972 California Aerosol Characterization Study." *Atmos. Environ.*, **9**:279-299.

Gharib, S., and G.R. Cass (1984). "Ammonia Emissions in the South Coast Air Basin." Document 84-2, California Institute of Technology, Pasadena, CA.

Gillette, D.A., J. Adams, D. Muhs, and R. Kihl (1982). "Threshold Friction Velocities and Rupture Moduli for Crusted Desert Soils for the Input of Soil Particles into the Air." *J. Geophys. Res.*, **87**:9003-9015.

Gillette, D., and R. Passi (1988). "Modeling Dust Emission Caused by Wind Erosion." *J. Geophys. Res.*, **93**(14):233-242.

Gordon, R.J., and R.J. Bryan (1973). "Patterns in Airborne Polynuclear Hydrocarbon Concentrations at Four Los Angeles Sites." *Environ. Sci. Technol.*, **7**:1050.

Gordon, R.J. (1976). "Distribution of Airborne Polycyclic Aromatic Hydrocarbons Throughout Los Angeles." *Environ. Sci. Technol.*, **10**:371.

Gordon, G.E., W.H. Zoller, G.S. Kowalczyk, and S.W. Rheingrover (1981). "Composition of Source Components Needed for Aerosol Receptor Models." In *Atomspheric Aerosol - Source/Air Quality Relationships*, E.S. Macias and P.K. Hopke, Eds. ACS Symposium Series 167. American Chemical Society, Washington, DC, pp. 51-74.

Gorse, R.A. (1992). Ford Motor Company, Dearborn, MI. Personal Communication.

Gray, H.A., G.R. Cass, J.J. Huntzicker, E.K. Heyerdahl, and J.A. Rau (1986). "Characteristics of Atmospheric Organic and Elemental Carbon Particle Concentrations in Los Angeles." *Environ. Sci. Technol.*, **20**(6):580-589.

Gray, H.A., B. Landry, C.S. Liu, R.C. Henry, J.A. Cooper, and J.R. Sherman (1988). "Receptor Modeling for PM_{10} Source Apportionment in the South Coast Air Basin of California." In *Transactions, PM_{10}: Implementation of Standards*, C.V. Mathai and D.H. Stonefield, Eds. Air Pollution Control Association, Pittsburgh, PA, pp. 399-418.

Gray, H.A., B. Landry, C.S. Liu, R.C. Henry, J.A. Cooper, and J.R. Sherman (1989). "Receptor Modeling for PM_{10} Source Apportionment in the South Coast Air Basin of California." Air Quality Management Plan, 1989 Revision, Document # Appendix V-K.

Grosjean, D. (1983). "Distribution of Atmospheric Nitrogenous Pollutants at a Los Angeles Area Smog Receptor Site." *Environ. Sci. Technol.*, **17**:13-18.

Grosjean, D. (1984). "Particulate Carbon in Los Angeles Air." *Sci. Total Environ.*, **32**:133-145.

Grosjean, D., and K. Fung, (1984). "Hydrocarbons and Carbonyls in Los Angeles Air." *J. Air Pollut. Contr. Assoc.*, **34**:537-543.

Grosjean, D., and J.H. Seinfeld (1989). "Parameterization of the Formation Potential of Secondary Organic Aerosols." *Atmos. Environ.*, **23**(8):1733-1747.

Grosjean, D. (1992). "In-situ Organic Aerosol Formation During a Smog Episode." *Atmos. Environ.*, **26A**:953-963.

Hammerle, R.H., and W.R. Pierson (1975). "Sources and Elemental Composition of Aerosol in Pasadena, Calif., by Energy-Dispersive X-Ray Fluorescence." *Environ. Sci. Technol.*, **9**:1058-1068.

Hansen, A.D.A., H. Rosen, and T. Novakov (1982). "Real-time Measurement of the Absorption Coefficient of Aerosol Particles." *Appl. Opt.*, **21**:3060.

Hansen, A.D.A., and H. Rosen (1990). "Individual Measurements of the Emission Factor of Aerosol Black Carbon in Automobile Plumes." *J. Air Waste Manage. Assoc.*, **40**:1654-1657.

Harley, R.A., A.G. Russell, G.J. McRae, L.A. McNair, D.A. Winner, M.T. Odman, D. Dabdub, G.R. Cass, and J.H. Seinfeld (1992a). "Continued Development of a Photochemical Model and Application to the Southern California Air Quality Study (SCAQS) Intensive Monitoring Periods: Phase I." Prepared for Coordinating Research Council, Atlanta, GA, by Carnegie Mellon University, Pittsburgh, PA, and the California Institute of Technology, Pasadena, CA.

Harley, R.A., M.P. Hannigan, and G.R. Cass (1992b). "Respeciation of Organic Gas Emissions and the Detection of Excess Unburned Gasoline in the Atmosphere." *Environ. Sci. Technol.*, **26**(12):2395-2408.

Harley, R.A., A.G. Russell, G.J. McRae, G.R. Cass, and J.H. Seinfeld (1993). "Photochemical Modeling of the Southern California Air Quality Study." *Environ. Sci. Technol.*, in press.

Hayes, T.P., J.J.R. Kinney, and N.J.M. Wheeler (1984). "California Surface Wind Climatology." California Air Resources Board, Sacramento, CA.

Heisler, S.L., S.K. Friedlander, and R.B. Husar (1973). "The Relationship of Smog Aerosol Size and Chemical Element Distributions to Source Characteristics." *Atmos. Environ.*, **7**:633-649.

Henry, R.C. (1982). "Stability Analysis of Receptor Models that Use Least Squares Fitting." In *Receptor Models Applied to Contemporary Air Pollution Problems,* S.L. Dattner and P.K. Hopke, Eds. Air Pollution Control Association, Pittsburgh, PA, pp. 141-154.

Henry, R.C. (1992). "Dealing with Near Collinearity in Chemical Mass Balance Receptor Models." *Atmos. Environ.*, **26A**(5):933-938.

Hering, S.V., and S.K. Friedlander (1982). "Origins of Aerosol Sulfur Size Distributions in the Los Angeles Basin." *Atmos. Environ.*, **16**:2647.

Hering, S.V., and D.L. Blumenthal (1989). "Southern California Air Quality Study (SCAQS) Description of Measurement Activities, Final Report." Prepared under Contract # A5-157-32 for California Air Resources Board, Sacramento, CA, by Sonoma Technology, Inc., Santa Rosa, CA.

Hering, S.V. (1990). "Southern California Air Quality Study, Aerosol Data Management." Prepared for California Air Resources Board, Sacramento, CA, by Sonoma Technology Inc., Santa Rosa, CA.

Hering, S.V., B.R. Appel, W. Cheng, F. Salaymeh, S.H. Cadle, P.A. Malawa, T.A. Cahill, R.A. Eldred, M. Surovik, D. Fitz, J.E. Howes, K.T. Knapp, L. Stockburger, B.J. Turpin, J.J. Huntzicker, X.Q. Zhang, and P.H. McMurry (1990). "Comparison of Sampling Methods for Carbonaceous Aerosols in Ambient Air." *Aerosol Sci. Technol.*, **12**:200-213.

Hidy, G.M., and S.K. Friedlander (1970). "The Nature of the Los Angeles Aerosols." Second International Clean Air Congress, Washington, DC, pp. 391-404.

Hidy, G.M., B.R. Appel, R.J. Charlson, W.E. Clark, S.K. Friedlander, D.H. Hutchison, T.B. Smith, J. Suder, J.J. Weslowski, and K.T. Whitby (1975). "Summary of the California Aerosol Characterization Experiment." *JAPCA*, **25**(11):1106-1114.

Hidy, G.M. (1985). "Jekyll Island Meeting Report: George Hidy Reports on the Acquisition of Reliable Atmospheric Data." *Environ. Sci. Technol.*, **19**(11):1032-1033.

Hildemann, L.M., G.R. Markowski, M.C. Jones, and G.R. Cass (1991). "Submicrometer Aerosol Mass Distributions of Emissions from Boilers, Fireplaces, Automobiles, Diesel Trucks, and Meat-Cooking Operations." *Aerosol Sci. Technol.*, **14**:138-152.

Ho, W., G.M. Hidy, and R.M. Govan (1974). "Microwave Measurements of the Liquid Water Content of Atmospheric Aerosols." *J. Appl. Meteorol.*, **13**:871-879.

Hoekman, S.K. (1992). "Speciated Measurements and Calculated Reactivities of Vehicle Exhaust Emissions from Conventional and Reformulated Gasolines." *Environ. Sci. Technol.*, **26**:1206-1216.

Hoffmann, M.R., and B.C.H. Lim (1979). "Kinetics and Mechanism of the Oxidation of Sulfide by Oxygen: Catalysis by Homogeneous Metal Phthalocyanine Complexes." *Environ. Sci. Technol.* **13**:1406-1414.

Hoffmann, M.R. (1980). "Trace Metal Catalysis in Aquatic Environments." *Environ. Sci. Technol.*, **14**:1061-1066.

Hoffmann, M.R. (1981). "Thermodynamic, Kinetic, and Extrathermodynamic Considerations in the Development of Equilibrium Models for Aquatic Systems." *Environ. Sci. Technol.*, **15**:345-353.

Hoffmann, M.R., B.C. Faust, F.A. Panda, H.H. Foo, and H.M. Tsuchiya (1981). "Kinetics of the Autoxidation of Iron Pyrite in Coal by Microbial Catalysis." *Appl. Environ. Microbiol.*, **42**:259-271.

Hopke, P.K., Ed. (1985). *Receptor Modeling in Environmental Chemistry*. John Wiley & Sons, New York, NY.

Hopke, P.K. (1992). Clarkson University, Potsdam, NY. Personal Communication.

Horie, Y., S. Sidawi, and R. Ellefsen (1990). "Inventory of Leaf Biomass and Emission Factors for Vegetation in the South Coast Air Basin." Prepared under Contract #90163 for South Coast Air Quality Management District, El Monte, CA, by Valley Research Inc., Van Nuys, CA.

Houck, J.E., J.C. Chow, and M.S. Ahuja (1989). "The Chemical and Size Characterization of Particulate Material Originating from Geological Sources in California." In *Transactions, Receptor Models in Air Resources Management*, J.G. Watson, Ed. Air Pollution Control Association, Pittsburgh, PA, pp. 322-334.

Houck, J.E., J.M. Goulet, J.C. Chow, J.G. Watson, and L.C. Pritchett (1990). "Chemical Characterization of Emission Sources Contributing to Light Extinction." In *Transactions, Visibility and Fine Particles*, C.V. Mathai, Ed. Air & Waste Management Association, Pittsburgh, PA.

Huntzicker, J.J., R.L. Johnson, J.J. Shah, and R.A. Cary (1982). "Analysis of Organic and Elemental Carbon in Ambient Aerosol by a Thermal-Optical Method." In *Particulate Carbon: Atmospheric Life Cycle*, G.T. Wolff and R.L. Klimisch, Eds. Plenum Press, New York, NY, pp. 79-88.

Huntzicker, J.J., and B.J. Turpin (1991). "Secondary Organic Aerosol in the Los Angeles Basin." Prepared under Contract #ARB A832-129 for California Air Resources Board, Sacramento, CA, by Oregon Graduate Institute of Science and Technology, Beaverton, OR.

Ingalls, M.N., L.R. Smith, and R.E. Kirksey (1989). "Measurement of On-Road Vehicle Emission Factors in the California South Coast Air Basin - Volume I: Regulated Emissions." Report SWRI-1604, prepared for Coordinating Research Council, Atlanta, GA, by Southwest Research Institute.

Jacob, D.J., J.M. Waldman, J.W. Munger, and M.R. Hoffmann (1986a). "The H_2SO_4-HNO_3-NH_3 System at High Humidities and in Fogs: I. Spatial and Temporal Patterns in the San Joaquin Valley of California." *J. Geophys. Res.*, **91D**:1073-1088.

Jacob, D.J., J.M. Waldman, J.W. Munger, and M.R. Hoffmann (1986b). "The H_2SO_4-HNO_3-NH_3 System at High Humidities and in Fogs: II. Comparison of Field Data with Thermodynamic Calculations." *J. Geophys. Res.*, **91D**:1089-1096.

Japar, S.M., A.C. Szkarlat, R.A. Gorse, Jr., E.K. Heyerdahl, R.L. Johnson, J.A. Rau, and J.J. Huntzicker (1984). "Comparison of Solvent Extraction and Thermal-Optical Carbon Analysis Methods: Application to Diesel Vehicle Exhaust Aerosol." *Environ. Sci. Technol.*, **18**(4):231-234.

Javitz, H.S., and J.G. Watson (1988). "Feasibility Study of Receptor Modeling for Apportioning Utility Contributions to Air Constituents, Deposition Quality and Light Extinction." Draft report prepared for Electric Power Research Institute, Palo Alto, CA, by SRI International, Menlo Park, CA.

John, W., and G. Reischl (1980). "A Cyclone for Size-Selective Sampling of Ambient Air." *JAPCA*, **30**:8.

John, W., S. Wall, J. Ondo, and W. Winklmayr (1989). "Multimodal Characteristics of Inorganic Particle Size Distributions During SCAQS." Document 89-141.3, presented at 82nd Annual Meeting, Anaheim, CA. Air & Waste Management Association, Pittsburgh, PA.

John, W., S.M. Wall, J.L. Ondo, and W. Winklmayr (1990). "Modes in the Size Distributions of Atmospheric Inorganic Aerosol." *Atmos. Environ.*, **24A**:2349-2359.

John, W., W. Winklmayr, and H.C. Wang (1991). "Particle Deagglomeration and Reentrainment in a PM_{10} Sampler." *Aerosol Sci. Technol.*, **14**:165-176.

Johnson, R.L., J.J. Shah, and J.J. Huntzicker (1980). "Analysis of Organic, Elemental, and Carbonate Carbon in Ambient Aerosols." Document STP 721, in *Sampling and Analysis of Toxic Organics in the Atmosphere*. American Society for Test and Materials, p. 111.

Keith, R.W., and B. Selik (1977). "California South Coast Air Basin Hourly Wind Flow Patterns." South Coast Air Quality Management District, El Monte, CA.

Kim, B.M., R. Lewis, H. Hogo, and J.C. Chow (1992). "Source Apportionment by Chemical Mass Balance: A Comparison Between Measured Source Profiles and SAFER Model Estimated Source Profiles." In *Transactions, PM_{10} Standards and Nontraditional Particulate Source Controls*, J.C. Chow and D.M. Ono, Eds. Air & Waste Management Association, Pittsburgh, PA, pp. 146-162.

Knapp, K. (1992). "Dynamometer Testing of On-Road Vehicles from the Los Angeles In-Use Emissions Study." In *Transactions, PM_{10} Standards and Nontraditional Particulate Source Controls*, J.C. Chow and D.M. Ono, Eds. Air & Waste Management Association, Pittsburgh, PA, pp. 871-884.

Kopczynski, S.L., W.A. Lonneman, F.D. Sutterfield, and P.E. Darley (1972). "Photochemistry of Atmospheric Samples in Los Angeles." *Environ. Sci. Technol.*, **6**:342.

Kusko, B., T.A. Cahill, R.A. Eldred, Y. Matsuda, and H. Miyabe (1989). "Nondestructive Analysis of Total Nonvolatile Carbon by Forward Alpha Scattering Technique (FAST)." *Aerosol Sci. Technol.*, **10**:390-396.

Lawson, D.R. (1990). "The Southern California Air Quality Study." *J. Air Waste Manage. Assoc.*, **40**(2):156-165.

Lawson, D.R., and S.V. Hering (1990). "The Carbonaceous Species Methods Comparison Study: An Overview." *Aerosol Sci. Technol.*, **12**:1-2.

Lawson, D.R., P.J. Groblicki, D.H. Stedman, G.A. Bishop, and P.L. Guenther (1990). "Emissions from In-Use Motor Vehicles in Los Angeles: A Pilot Study of Remote Sensing and the Inspection and Maintenance Program." *J. Air Waste Manage. Assoc.*, **40**:1096-1105.

Lonneman, W.A., S.L. Kopezynski, P.E. Darley, and F.D. Sutterfield (1974). "Hydrocarbon Composition of Urban Air Pollution." *Environ. Sci. Technol.*, **8**:229-236.

Lowenthal, D.H., J.C. Chow, J.G. Watson, G.R. Neuroth, R.B. Robbins, B.P. Shafritz, and R.J. Countess (1992). "The Effects of Collinearity on the Ability to Determine Aerosol Contributions from Diesel- and Gasoline-Powered Vehicles Using the Chemical Mass Balance Model." *Atmos. Environ.*, **26A**:2341-2351.

Lurmann, F., J. Collins, and J. Coyner (1988). "Development of a Chemical Transformation Submodel for Annual PM_{10} Dispersion Modeling." Document P-E146-002, prepared for South Coast Air Quality Management District, El Monte, CA, by Environmental Research and Technology, Camarillo, CA.

Lurmann, F. (1989). "A Review of PM_{10} Air Quality Models." In *Transactions, Receptor Models in Air Resources Management*, J.G. Watson, Ed. Air & Waste Management Association, Pittsburgh, PA, pp. 461-474.

Lurmann, F.W., and H.H. Main (1992). "Analysis of the Ambient VOC Data Collected in the Southern California Air Quality Study." Final Report prepared under Contract #A832-130 for California Air Resources Board, Sacramento, CA, by Sonoma Technology Inc., Santa Rosa, CA.

Matsumura, R.J., and T.A. Cahill (1991). "Spatial Inhomogeneities in SCAQS Filters." Final Report prepared under Contract #A832-128 for Research Division, California Air Resources Board, Sacramento, CA, by Air Quality Group, Crocker Nuclear Laboratory, University of California, Davis, CA.

Mayrsohn, H., M. Kuramoto, J.H. Crabtree, R.D. Sothern, and S.H. Mano (1975). "Hydrocarbon Composition of Los Angeles Gasolines 1974." California Air Resources Board, El Monte, CA.

Mayrsohn, H., and J.H. Crabtree (1976). "Source Reconciliation of Atmospheric Hydrocarbons." *Atmos. Environ.*, **10**:137-143.

Mayrsohn, H., J.H. Crabtree, M. Kuramoto, R.D. Sothern, and S.H. Mano (1977). "Source Reconciliation of Atmospheric Hydrocarbons - 1974." *Atmos. Environ.*, **11**:189-192.

McElroy, M.W., R.C. Carr, D.S. Ensor, and G.R. Markowski (1982). "Size Distribution of Fine Particles from Coal Combustion." *Science*, **215**:13.

Miguel, A.H., and S.K. Friedlander (1978). "Distribution of Benzo(a)pyrene and Coronene with Respect to Particle Size in Pasadena Aerosols." *Atmos. Environ.*, **12**:2407.

Miller, M.S., S.K. Friedlander, and G.M. Hidy (1972). "A Chemical Element Balance for the Pasadena Aerosol." *J. Colloid Interface Sci.*, **39**(1):165.

Mirabella, V., and M. Nazemi (1989). "Development of the SCAQS Emission Inventory: An Overview." Document 89-111.4, presented at 82nd Annual Meeting, Anaheim, CA. Air & Waste Management Association, Pittsburgh, PA.

Mueller, P.K., K.K. Fung, S.L. Heisler, D. Grosjean, and G.M. Hidy (1982). "Atmospheric Particulate Carbon Observations in Urban and Rural Areas of the United States." In *Particulate Carbon: Atmospheric Life Cycle*, G.T. Wolff and R.L. Klimisch, Eds. Plenum Press, New York, NY, pp. 343-370.

Mueller, P.K., G.M. Hidy, R.L. Baskett, K.K. Fung, R.C. Henry, T.F. Lavery, N.J. Nordi, A.C. Lloyd, J.W. Thrasher, K.K. Warren, and J.G. Watson (1983). "Sulfate Regional Experiment (SURE): Report of Findings." Document EA-1901, Electric Power Research Institute, Palo Alto, CA.

Munger, J.W., J.M. Waldman, D.J. Jacob, and M.R. Hoffmann (1983). "Fogwater Chemistry in an Urban Atmosphere." *J. Geophys. Res.*, **88**:5109-5123.

NEA (1990a). "Enhancement of the South Coast Air Basin Source Profile Library for Chemical Mass Balance Receptor Model Applications." Volume I, Final Report. NEA, Beaverton, OR.

NEA (1990b). "Enhancement of the South Coast Air Basin Source Profile Library for Chemical Mass Balance Receptor Model Applications." Volume II, Source Profile Library Supplement. NEA, Beaverton, OR.

NEA (1990c). "Enhancement of the South Coast Air Basin Source Profile Library for Chemical Mass Balance Receptor Model Applications." Volume III, Appendices. NEA, Beaverton, OR.

Neligan, R.E. (1962). "Hydrocarbons in the Los Angeles Atmosphere." *Archives of Environmental Health*, **5**:67-77.

Olin, J.G., and R.R. Bohn (1983). "A New PM_{10} Medium Flow Sampler." Presented at 76th Annual Meeting, Atlanta, GA. Air Pollution Control Association, Pittsburgh, PA.

Oliver, W.R., and S.H. Peoples (1985). "Improvement of the Emission Inventory for Reactive Organic Gases and Oxides of Nitrogen in the South Coast Air Basin, Volume I: Main Report." SYSAPP-85/080, Systems Applications Inc., San Rafael, CA.

Pace, T.G., and J.G. Watson (1987). "Protocol for Applying and Validating the CMB Model." EPA 450/4-87-010, U.S. Environmental Protection Agency, Research Triangle Park, NC.

Pandis, S.N., J.H. Seinfeld, and C. Pilinis (1992a). "Heterogeneous Sulfate Production in an Urban Fog." *Atmos. Environ.*, **26A**:2509-2522.

Pandis, S.N., R.A. Harley, G.R. Cass, and J.H. Seinfeld (1992b). "Secondary Organic Aerosol Formation and Transport." *Atmos. Environ.*, **26A**:2269-2282.

Pierson, W.R., and W.W. Brachaczek (1976). "Particulate Matter Associated with Vehicles on the Road." SAE Automotive Engineering Congress and Exposition, Detroit, MI.

Pierson, W.R., and W.W. Brachaczek (1983). "Emissions of Ammonia and Amines from Vehicles on the Road." *Environ. Sci. Technol.*, **2**:1-40.

Pierson, W.R., R.A. Gorse, A.C. Szkarlat, W.W. Brachaczek, S.M. Japar, F.S.C. Lee, R.B. Aweidinger, and L.D. Claxton (1983). "Mutagenicity and Chemical Characteristics of Carbonaceous Particulate Matter from Vehicles on the Road." *Environ. Sci. Technol.*, **17**:31-44.

Pierson, W.R., A.W. Gertler, and R.L. Bradow (1990). "Comparison of the SCAQS Tunnel Study with Other On-Road Vehicle Emission Data." *J. Air Waste Manage. Assoc.*, **40**:1495-1504.

Pilinis, C., and J.H. Seinfeld (1987). "Continued Development of a General Equilibrium Model for Inorganic Multicomponent Atmospheric Aerosols." *Atmos. Environ.*, **21**:2453-2466.

Pitts, J.N., Jr., B. Zielinska, J.A. Sweetman, R. Atkinson, and A.M. Winer (1985a). "Reaction of Adsorbed Pyrene and Perylene with Gaseous N_2O_5 Under Simulated Atmospheric Conditions." *Atmos. Environ.*, **19**:911-915.

Pitts, J.N., Jr., J.A. Sweetman, B. Zielinska, A.M. Winer, and R. Atkinson (1985b). "Determination of 2-Nitrofluoranthene and 2-Nitropyrene in Ambient Particulate Organic Matter: Evidence for Atmospheric Reactions." *Atmos. Environ.*, **19**:1601-1608.

Pratsinis, S.E., E.C. Ellis, T. Novakov, and S.K. Friedlander (1984). "The Carbon Containing Component of the Los Angeles Aerosol: Source Apportionment and Contributions to the Visibility Budget." *JAPCA*, **34**:643-650.

Pratsinis, S.E., M.D. Zeldin, and E.C. Ellis (1988). "Source Resolution of the Fine Carbonaceous Aerosol by Principal Component-Stepwise Regression Analysis." *Environ. Sci. Technol.*, **22**(2):212-216.

Pytkowicz, R.M., and D.R. Kester (1971). "The Physical Chemistry of Sea Water." *Oceanogr. Mar. Biol. Ann. Rev.*, **9**:11-60.

Rasmussen, R.A. (1990). "Southern California Air Quality Study, Part I: Hydrocarbon Collection and Analyses, and Part II: Air Toxics Collection and Analyses." Final Report prepared under Contract #A6-179-32 for California Air Resources Board, Sacramento, CA, by Biospherics Research Corporation, Beaverton, OR.

Rosen, H., and T. Novakov (1977). "Raman Scattering and the Characterization of Atmospheric Aerosol Particles." Nature, **266**:708-709.

Rosen, H., A.D.A. Hansen, L. Gundel, and T. Novakov (1978). "Identification of the Optically Absorbing Component in Urban Aerosols." *Appl. Opt.*, **17**(24):3859-3861.

Rosen, H., A.D.A. Hansen, L. Gundel, and T. Novakov (1979). "Identification of the Graphitic Carbon Component of Source and Ambient Particulates by Raman Spectroscopy and an Optical Attenuation Technique." In *Proceedings, Carbonaceous Particles in the Atmosphere*, T. Novakov, Ed. Document # LBL-9037, Lawrence Berkeley Laboratory, Berkeley, CA, pp. 49-55.

Rosen, H., A.D.A. Hansen, R.L. Dod, L.A. Gundel, and T. Novakov (1982). "Graphitic Carbon in Urban Environments and the Arctic." In *Particulate Carbon: Atmospheric Life Cycle*, G.T. Wolff and R.L. Klimisch, Eds. Plenum Press, New York, NY, pp. 273-294.

Russell, A.G., G.J. McRae, and G.R. Cass (1983). "Mathematical Modeling of the Formation and Transport of Ammonium Nitrate Aerosol." *Atmos. Environ.*, **17**:949-964.

Russell, A.G., and G.R. Cass (1984). "Acquisition of Regional Air Quality Model Validation Data for Nitrate, Sulfate, Ammonium Ion and Their Precursors." *Atmos. Environ.*, **18**: 1815-1827.

Russell, A.G., and G.R. Cass (1986). "Verification of a Mathematical Model for Aerosol Nitrate and Nitric Acid Formation and Its Use for Control Measure Evaluation." *Atmos. Environ.*, **20**:2011.

Saxena, P., A.B. Hudischewskyj, C. Seigneur, and J.H. Seinfeld (1986). "A Comparative Study of Equilibrium Approaches to the Chemical Characterization of Secondary Aerosols." *Atmos. Environ.*, **20**(7):1471-1483.

Scheff, P.A., R.A. Wadden, B.A. Bates, and P.F. Aronian (1989). "Sources of Fingerprints for Receptor Modeling of Volatile Organics." *JAPCA*, **39**:469-478.

Schuetzle, D., D. Cronn, and A.L. Crittenden (1975). "Molecular Composition of Secondary Aerosol and Its Possible Origin." *Environ. Sci. Technol.*, **9**:838.

Seinfeld, J.H. (1986). *Atmospheric Chemistry and Physics of Air Pollution*. John Wiley & Sons, New York, NY.

Shah, J.J., and J.A. Rau (1991). "Carbonaceous Methods Comparison Study: Interlaboratory Round Robin Interpretation Results." Prepared for California Air Resources Board, Sacramento, CA, by G_2 Environmental, Inc., Portland, OR.

Shaw, R.W., Jr., R.K. Stevens, and J.W. Bowermaster (1982). "Measurements of Atmospheric Nitrate and Nitric Acid: The Denuder Difference Experiment." *Atmos. Environ.*, **16**:845.

Sigsby, J.E., S. Tejada, and W. Ray (1987). "Volatile Organic Emissions from 46 In-Use Passenger Cars." *Enivron. Sci. Technol.*, **21**:466-475.

Smith, T.B., D.L. Blumenthal, J.R. Stinson, and V.A. Mirabella (1972). "Climatological Wind Survey for Aerosol Characterization Program." Document MRI 72 FR-1000, Meteorology Research, Inc., Altadena, CA.

Smith, T.B., and F. Shair (1983). "The Impact of Transport from the South Coast Air Basin on Ozone Levels in the Southeast Desert." Document AO-145-32, California Air Resources Board, Sacramento, CA.

Smith, T.B., and J.G. Edinger (1984). "Utilization of Remote Sensing Data in the Evaluation of Air Pollution Characteristics in the South Coast/Southeast Desert Air Basin." Document ARB-R-84-236, California Air Resources Board, Sacramento, CA.

Smith, T.B., W.D. Saunders, and D.M. Takeuchi (1984). "Application of Climatological Analyses to Minimize Air Pollution Impacts in California." Prepared under Contract #AZ-119-32 for California Air Resources Board, Sacramento, CA, by Meteorological Research, Inc., Altadena, CA.

Solomon, P.A., T. Fall, L. Salmon, G.R. Cass, H.A. Gray, and A. Davison (1989). "Chemical Characteristics of PM_{10} Aerosols Collected in the Los Angeles Area." *JAPCA*, **39**:154-163.

Solomon, P.A., L.G. Salmon, T. Fall, and G.R. Cass (1992). "Spatial and Temporal Distribution of Atmospheric Nitric Acid and Particulate Nitrate Concentrations in the Los Angeles Area." *Environ. Sci. Technol.*, **26**(8):1594-1601.

Stedman, D.H. (1989). "Automobile Carbon Monoxide Emissions." *Environ. Sci. Technol.*, **23**:147-149.

Stelson, A.W., and J.H. Seinfeld (1982a). "Relative Humidity and Temperature Dependence of the Ammonium Nitrate Dissociation Constant." *Atmos. Environ.*, **16**(5):983-992.

Stelson, A.W., and J.H. Seinfeld (1982b). "Relative Humidity and pH Dependence of the Vapor Pressure of Ammonium Nitrate-Nitric Acid Solutions at 25 °C." *Atmos. Environ.*, **16**:993-1000.

Stelson, A.W., and J.H. Seinfeld (1982c). "Thermodynamic Prediction of the Water Activity, NH_4NO_3 Dissociation Constant, Density and Refractive Index for the NH_4NO_3-$(NH_4)_2SO_4$-H_2O System at 25 °C." *Atmos. Environ.*, **16**(10):2507-2514.

Stephens, E.R., and F.P. Burleson (1967). "Analysis of the Atmosphere for Light Hydrocarbons." *J. Air Pollut. Contr. Assoc.*, **17**(3):147-153.

Stockburger, L., K.T. Knapp, and T.G. Ellestad (1989). "Overview and Analysis of Hydrocarbon Samples During the Summer Southern California Air Quality Study." Paper 89-139.1, presented at 82nd Annual Meeting, Anaheim, CA. Air & Waste Management Association, Pittsburgh, PA.

Stump, F., S. Tejada, W. Ray, D. Dropkin, F. Black, W. Crews, R. Snow, P. Siudak, C.O. Davis, L. Baker, and N. Perry (1989). "The Influence of Ambient Temperature on Tailpipe Emission from 1984-1987 Model Year Light-Duty Gasoline Motor Vehicles - I." *Atmos. Environ.*, **23**:307-320.

Stump, F., S. Tejada, W. Ray, D. Dropkin, F. Black, R. Snow, W. Crews, P. Sivdak, C.O. Davis, and P. Carter (1990). "The Influence of Ambient Temperature on Tailpipe Emissions from 1985 to 1987 Model Year Light-Duty Gasoline Motor Vehicles - II." *Atmos. Environ.*, **24A**:2105-2112.

Stump, F.D., K.T. Knapp, W.D. Ray, R. Snow, and C. Burton (1992a). "The Composition of Motor Vehicle Organic Emissions Under Elevated Temperature Summer Driving Conditions (75 to 105°F)." *J. Air Waste Manage. Assoc.*, **42**:152-158.

Stump, F.D., K.T. Knapp, W.D. Ray, R. Snow, and L. Eudy (1992b). "The Composition of Motor Vehicle Organic Emissions Under Elevated Temperature Summer Driving Conditions (75 to 105°F)-Part II." *J. Air Waste Manage. Assoc.*, **42**:1328-1335.

Szkarlat, A.C., and S.M. Japar (1983). "Optical and Chemical Properties of Particle Emissions from On-Road Vehicles." *JAPCA*, **33**:592-597.

Tuazon, E.C., A.M. Winer, and J.N. Pitts (1981). "Trace Pollutant Concentrations in a Multiday Smog Episode in the California South Coast Air Basin by Long Path Length Fourier Transform Infrared Spectroscopy." *Environ. Sci. Technol.*, **15**:1232.

Turpin, B.J., R.A. Cary, and J.J. Huntzicker (1990a). "An In-Situ, Time-Resolved Analyzer for Aerosol Organic and Elemental Carbon." *Aerosol Sci. Technol.*, **12**:161-171.

Turpin, B.J., J.J. Huntzicker, and K.M. Adams (1990b). "Intercomparison of Photoacoustic and Thermal-Optical Methods for the Measurement of Atmospheric Elemental Carbon." *Atmos. Environ.*, **24A**:1831-1835.

Turpin, B.J., and J.J. Huntzicker (1991). "Secondary Formation of Organic Aerosol in the Los Angeles Basin: A Descriptive Analysis of Organic and Elemental Carbon Concentrations." *Atmos. Environ.*, **25A**:207-215.

U.S. Environmental Protection Agency (1987). "Protocol for Applying and Validaing the CMB Model." Document # EPA-450/4-86-010, U.S. Environmental Protection Agency, Research Triangle Park, NC.

U.S. Environmental Protection Agency (1988). "Air Emissions Species Manual. Vol. II: Particulate Matter Species Profiles." Document # EPA-450/2-88-0036, U.S. Environmental Protection Agency, Research Triangle Park, NC.

Wang, S.C., R.C. Flagen, and J.H. Seinfeld (1992). "Aerosol Formation and Growth in Atmospheric Organic/NO_x Systems-II. Aerosol Dynamics." *Atmos. Environ.*, **26A**(3):421-434.

Watson, J.G. (1979). "Chemical Element Balance Receptor Model Methodology for Assessing the Sources of Fine and Total Particulate Matter." Ph.D. Dissertation, Oregon Graduate Center, Beaverton, OR. University Microfilms International, Ann Arbor, MI.

Watson, J.G., J.A. Cooper, and J.J.Huntzicker (1984). "The Effective Variance Weighting for Least Squares Calculations Applied to the Mass Balance Receptor Model." *Atmos. Environ.*, **18**(7):1347-1355.

Watson, J.G., and N.F. Robinson (1984). "A Method to Determine Accuracy and Precision Required of Receptor Model Measurements." In *Quality Assurance in Air Pollution Measurements*. Air Pollution Control Association, Pittsburgh, PA.

Watson, J.G., D.L. Freeman, N.F. Robinson, and R.T. Egami (1985). "Error Propagation Methodology Applied to Experimental Data." In *Proceedings of the DOE-AMS Air Pollution Model Evaluation Workshop*, Charleston, NC.

Watson, J.G., J.C. Chow, D.L. Freeman, R.T. Egami, P. Roberts, and R. Countess (1987). "Model and Data Base Description for California's Level I PM_{10} Assessment Package." DRI Document 8066.1F1, prepared for California Air Resources Board, Sacramento, CA, by Desert Research Institute, Reno, NV.

Watson, J.G., J.C. Chow, R.T. Egami, C.A. Frazier, A. Goodrich, and C. Ralph (1988a). "PM_{10} Source Apportionment in Reno and Sparks, Nevada for State Implementation Plan Development, Volume I: Modeling Methods and Results." DRI Document 8026.2F1, prepared for State of Nevada, Carson City, NV, by Desert Research Institute, Reno, NV.

Watson, J.G., J.C. Chow, L.W. Richards, S.R. Anderson, J.E. Houck, and D.L. Dietrich (1988b). "The 1987-88 Metro Denver Brown Cloud Air Pollution Study, Volume III: Data Interpretation." DRI Document 8810.1F, prepared for Greater Denver Chamber of Commerce, Denver, CO, by Desert Research Institute, Reno, NV.

Watson, J.G., P.J. Lioy, and P.K. Mueller (1989). "The Measurement Process: Precision, Accuracy, and Validity." In *Air Sampling Instruments for Evaluation of Atmospheric Contaminants*, 7th ed., S.V. Hering, Ed. American Conference of Governmental Industrial Hygienists, Cincinnati, OH, pp. 51-57.

Watson, J.G., J.C. Chow, L.C. Pritchett, J.A. Houck, S. Burns, and R.A. Ragazzi (1990a). "Composite Source Profiles for Particulate Motor Vehicle Exhaust Source Apportionment in Denver, CO." In *Transactions, Visibility and Fine Particles*, C.V. Mathai, Ed. Air & Waste Management Association, Pittsburgh, PA, pp. 422-436.

Watson, J.G., J.C. Chow, J.E. Core, D.A. Dubose, P.L. Hanraham, R.C. Henry, T.G. Pace, N.F. Robinson, H.J. Williamson, and L. Wijnberg (1990b). "Receptor Model Technical Series, Volume III (User's Update), CMB User's Manual, Version 7.0." Prepared for U.S. Environmental Protection Agency, Research Triangle Park, NC, by Desert Research Institute, Reno, NV.

Watson, J.G., N.F. Robinson, J.C. Chow, R.C. Henry, B.M. Kim, T.G. Pace, E.L. Meyer, and Q. Nguyen (1990c). "The USEPA/DRI Chemical Mass Balance Receptor Model, CMB 7.0." *Environ. Software*, **5**(1):38-49.

Watson, J.G., J.C. Chow, R.T. Egami, J.L. Bowen, C.A. Frazier, A.W. Gertler, D.H. Lowenthal, and K.K. Fung (1991a). "Measurements of Dry Deposition Parameters for the California Acid Deposition Monitoring Program." DRI Document 8068.2F1, prepared under Contract #A6-076-32 for California Air Resources Board, Sacramento, CA, by Desert Research Institute, Reno, NV.

Watson, J.G., J.C. Chow, and T.G. Pace (1991b). "Chemical Mass Balance." In *Receptor Modeling for Air Quality Management, Data Handling in Science and Technology*, Volume 7, P.K. Hopke, Ed. Elsevier Science Publishers, New York, NY, pp. 83-116.

Watson, J.G., and J.C. Chow (1992). "Data Bases for PM_{10} and $PM_{2.5}$ Chemical Compositions and Source Profiles." In *PM_{10} Standards and Nontraditional Particulate Source Controls*, J.C. Chow and D.M. Ono, Eds. Air & Waste Management Association, Pittsburgh, PA, pp. 61-91.

Watson, J.G., J.C. Chow, D.H. Lowenthal, L.C. Pritchett, C.A. Frazier, G.R. Neuroth, and R. Robbins (1993a). "Differences in the Carbon Composition of Source Profiles for Diesel- and Gasoline-Powered Vehicles." Accepted by *Atmos. Environ.*

Watson, J.G., J.C. Chow, F. Lurmann, and S. Musarra (1993b). "Ammonium Nitrate, Nitric Acid, and Ammonia Equilibrium, in Wintertime Phoenix, AZ." Submitted to *J. Air Waste Manage. Assoc.*

Wexler, A.S., and J.H. Seinfeld (1991). "Second-Generation Inorganic Aerosol Model." *Atmos. Environ.*, **25A**(12):2731-2748.

Wexler, A.S., and J.H. Seinfeld (1992). "Analysis of Aerosol Ammonium Nitrate: Departures from Equilibrium During SCAQS." *Atmos. Environ.*, **26A**(4):579-591.

Whitby, K.T., R.B. Husar, and B.Y.H. Liu (1972). "The Aerosol Size Distribution of Los Angeles Smog." *J. Colloid Interface Sci.*, **39**:177-179.

Winer, A.M., D.R. Fitz, P.R. Miller, R. Atkinson, D.E. Brown, W.P.L. Carter, M.C. Dodd, C.W. Johnson, M.A. Myers, K. Neisess, M.P. Poe, and E.R. Stephens (1983). "Investigation of the Role of Natural Hydrocarbons in Photochemical Smog Formation in California." Final Report A0-056-32, prepared for California Air Resources Board, Sacramento, CA, by Statewide Air Pollution Research Center, University of California, Riverside, CA.

Wolff, G.T., M.S. Ruthkosky, D.P. Stroup, and P.E. Korsog (1991). "A Characterization of the Principal PM_{10} Species in Claremont (Summer) and Long Beach (Fall) During SCAQS." *Atmos. Environ.*, **25A**(10):2173-2186.

Yotter, E.E., and D.L. Wade (1989). "Development of a Gridded Motor Vehicle Emission Inventory for the Southern California Air Quality Study." Document 89-137.2, presented at 82nd Annual Meeting, Anaheim, CA. Air & Waste Management Association, Pittsburgh, PA.

Zeldin, M.D., A. Davidson, M.F. Brunelle, and J.E. Dickson (1976). "A Meteorological Assessment of Ozone and Sulfate Concentrations in Southern California." Document 76-1, Evaluation and Planning Division, South Coast Air Quality Management District, El Monte, CA.

Zeldin, M.D., L.D. Bregman, and Y. Horie (1989). "A Meteorological and Air Quality Assessment of the Representativeness of the 1987 SCAQS Intensive Days." Prepared under Contract # 88-15a for South Coast Air Quality Management District, Diamond Bar, CA, by InstaWeather, Inc.

Zeldin, M., B.M. Kim, R. Lewis, and J.C. Marlia (1990). "Draft Air Quality Management Plan - 1991 Revision." In *PM_{10} Source Apportionment for the South Coast Air Basin*, Technical Report V-F. South Coast Air Quality Management District, El Monte, CA.

Zeldin, M.D. (1993). South Coast Air Quality Management District, Diamond Bar, CA. Personal Communication.

Zielinska, B., and K.K. Fung (1992). "Composition and Concentrations of Semi-Volatile Hydrocarbons." Final report prepared for California Air Resources Board, Sacramento, CA, by Desert Research Institute, Reno, NV, and AtmAA, Inc., Chattsworth, CA.

APPENDIX A

LEVEL II DATA VALIDATION SUMMARY FOR SCAQS GASEOUS AND AEROSOL DATA BASE

Table A-1
Comparisons Between $PM_{2.5}$ and PM_{10} Mass and Chemical Composition[a]

Sampling Site	Sampling Date	Start Time (PST)	$PM_{2.5}$ Mass	$\sigma_{PM2.5}$ Mass	PM_{10} Mass	σ_{PM10} Mass
Anaheim	11/13/87	10	57.42	4.35	47.55	4.26
Burbank	12/11/87	0	67.25	2.77	52.97	2.76
Downtown Los Angeles	11/11/87	0	55.82	2.80	35.24	2.72
Downtown Los Angeles	11/11/87	6	39.16	4.29	28.73	4.23
Downtown Los Angeles	11/12/87	0	57.59	2.83	36.11	2.72
Downtown Los Angeles	11/12/87	6	66.34	4.34	50.34	4.24
Downtown Los Angeles	11/13/87	0	120.40	2.93	108.72	2.83
Hawthorne	06/24/87	17	54.94	2.27	46.25	2.23
Hawthorne	08/29/87	13	152.64	4.00	54.60	3.90
Long Beach	06/19/87	5	52.22	4.04	39.98	4.04
Long Beach	12/10/87	18	43.58	2.93	20.53	2.88
San Nicolas Island	07/15/87	17	14.81	2.29	4.85	2.24
San Nicolas Island	08/28/87	17	30.89	2.27	17.93	2.14

Sampling Site	Sampling Date	Start Time (PST)	$PM_{2.5}$ Cl^-	$\sigma_{PM2.5}$ Cl^-	PM_{10} Cl^-	σ_{PM10} Cl^-
Burbank	07/13/87	17	0.2500	0.0700	0.0000	0.0600
Rubidoux	11/12/87	0	1.0300	0.0800	0.5300	0.0800
San Nicolas Island	08/28/87	17	0.8500	0.0600	0.0000	0.0600

Sampling Site	Sampling Date	Start Time (PST)	$PM_{2.5}$ NO_3^-	$\sigma_{PM2.5}$ NO_3^-	PM_{10} NO_3^-	σ_{PM10} NO_3^-
Anaheim	12/11/87	10	65.0900	0.5600	57.7000	0.5400
Burbank	11/11/87	18	3.3100	0.3400	0.6300	0.3100
Rubidoux	11/12/87	14	31.1600	0.5700	4.0400	0.5000
Rubidoux	12/03/87	18	165.0700	3.7600	146.4000	2.1800
San Nicolas Island	08/28/87	17	2.1500	0.1200	0.3700	0.0900

Table A-1 (continued)
Comparisons Between $PM_{2.5}$ and PM_{10} Mass and Chemical Composition

Sampling Site	Sampling Date	Start Time (PST)	$PM_{2.5}$ $SO_4^=$	$\sigma_{PM2.5}$ $SO_4^=$	PM_{10} $SO_4^=$	σ_{PM10} $SO_4^=$
Burbank	11/11/87	18	1.1000	0.1500	0.5900	0.0900
Hawthorne	06/25/87	9	19.2900	0.2700	8.4500	0.1500
Rubidoux	11/12/87	14	2.2500	0.2400	0.8100	0.1500

Sampling Site	Sampling Date	Start Time (PST)	$PM_{2.5}$ NH_4^+	$\sigma_{PM2.5}$ NH_4^+	PM_{10} NH_4^+	σ_{PM10} NH_4^+
Azusa	07/15/87	17	4.3300	0.0800	1.5800	0.1100
Burbank	08/27/87	9	5.2200	0.1500	3.6400	0.2000
Burbank	12/10/87	10	1.7700	0.1400	0.4500	0.1900
Claremont	07/15/87	13	6.5200	0.1500	3.5500	0.2000
Hawthorne	06/25/87	9	6.7400	0.1500	3.3500	0.1900
Hawthorne	08/28/87	9	7.0900	0.1800	5.7700	0.2300
Long Beach	06/24/87	5	8.5600	0.1500	5.6900	0.2000
Long Beach	08/28/87	9	10.1100	0.1600	6.8400	0.2000
Long Beach	09/02/87	5	5.1800	0.1500	2.2600	0.2000
Long Beach	09/02/87	17	4.4300	0.0800	1.8800	0.1100
Rubidoux	06/19/87	13	10.5700	0.1800	2.0400	0.2100
Rubidoux	08/27/87	5	13.4400	0.1900	8.3400	0.2200
Rubidoux	08/28/87	0	10.1300	0.1500	6.6000	0.1700
Rubidoux	08/28/87	5	11.7100	0.1900	8.0200	0.2200
Rubidoux	09/03/87	5	4.7900	0.1600	0.6100	0.2100
Rubidoux	11/13/87	0	10.2200	0.1200	6.0400	0.1400
Rubidoux	11/13/87	14	12.8500	0.1700	2.5200	0.2000
Rubidoux	12/03/87	6	10.9900	0.1600	7.5300	0.2100
Rubidoux	12/10/87	0	6.5600	0.1100	4.5100	0.1400
Rubidoux	12/10/87	6	2.4300	0.1500	0.0000	0.2000
Rubidoux	12/10/87	18	14.1900	0.1400	10.1400	0.1500
Rubidoux	12/11/87	0	6.1900	0.1100	4.2400	0.1400
Rubidoux	12/11/87	6	4.6700	0.1500	3.0000	0.2100

Table A-1 (continued)
Comparisons Between $PM_{2.5}$ and PM_{10} Mass and Chemical Composition

Sampling Site	Sampling Date	Start Time (PST)	$PM_{2.5}$ TC	$\sigma_{PM2.5}$ TC	PM_{10} TC	σ_{PM10} TC
Downtown Los Angeles	12/10/87	14	25.7900	2.0270	19.6300	1.6664

Sampling Site	Sampling Date	Start Time (PST)	$PM_{2.5}$ OC	$\sigma_{PM2.5}$ OC	PM_{10} OC	σ_{PM10} OC
Burbank	12/10/87	6	23.4700	2.0900	16.5700	1.7200
Downtown Los Angeles	12/10/87	14	21.7000	2.0000	14.1700	1.6100

Sampling Site	Sampling Date	Start Time (PST)	$PM_{2.5}$ Na	$\sigma_{PM2.5}$ Na	PM_{10} Na	σ_{PM10} Na
Burbank	12/11/87	6	0.1012	0.0379	0.0284	0.0284
Burbank	12/11/87	18	0.3103	0.0245	0.1746	0.0243
Downtown Los Angeles	11/11/87	0	0.1232	0.0246	0.0732	0.0239
Downtown Los Angeles	11/13/87	6	0.8610	0.0494	0.6726	0.0386
Downtown Los Angeles	12/03/87	6	0.4580	0.0417	0.0727	0.0387
Downtown Los Angeles	12/03/87	10	0.2985	0.0396	0.0154	0.0369
Downtown Los Angeles	12/10/87	0	0.2070	0.0244	0.0433	0.0236
Downtown Los Angeles	12/10/87	6	0.2380	0.0393	0.0272	0.0272
Downtown Los Angeles	12/10/87	10	0.2587	0.0384	0.0260	0.0260
Downtown Los Angeles	12/11/87	0	0.2991	0.0260	0.0486	0.0243
Downtown Los Angeles	12/11/87	6	0.3633	0.0405	0.1654	0.0387
Downtown Los Angeles	12/11/87	10	0.4826	0.0415	0.2193	0.0379
Hawthorne	06/19/87	17	0.5328	0.0772	0.0651	0.0732

Sampling Site	Sampling Date	Start Time (PST)	$PM_{2.5}$ S	$\sigma_{PM2.5}$ S	PM_{10} S	σ_{PM10} S
Hawthorne	08/29/87	17	2.1143	0.0542	1.1245	0.0471

Table A-1 (continued)
Comparisons Between $PM_{2.5}$ and PM_{10} Mass and Chemical Composition

Sampling Site	Sampling Date	Start Time (PST)	$PM_{2.5}$ K	$\sigma_{PM2.5}$ K	PM_{10} K	σ_{PM10} K
Long Beach	08/27/87	0	0.2284	0.0289	0.1299	0.0288
San Nicolas Island	08/28/87	17	0.2144	0.0188	0.1027	0.0173

Sampling Site	Sampling Date	Start Time (PST)	$PM_{2.5}$ Ca	$\sigma_{PM2.5}$ Ca	PM_{10} Ca	σ_{PM10} Ca
Hawthorne	07/14/87	13	0.4811	0.0676	0.0063	0.0622
Rubidoux	11/12/87	10	1.3478	0.3333	0.5236	0.3393
San Nicolas Island	08/28/87	13	0.3104	0.0708	0.1488	0.0655
San Nicolas Island	08/28/87	17	0.3918	0.0368	0.1448	0.0340

Sampling Site	Sampling Date	Start Time (PST)	$PM_{2.5}$ V	$\sigma_{PM2.5}$ V	PM_{10} V	σ_{PM10} V
Hawthorne	12/03/87	18	0.0116	0.0033	0.0044	0.0032
Long Beach	08/28/87	5	0.0221	0.0061	0.0050	0.0050

Sampling Site	Sampling Date	Start Time (PST)	$PM_{2.5}$ Fe	$\sigma_{PM2.5}$ Fe	PM_{10} Fe	σ_{PM10} Fe
Long Beach	08/27/87	0	0.4348	0.0614	0.2623	0.0617
San Nicolas Island	08/28/87	17	0.3359	0.0399	0.1486	0.0371

Table A-1 (continued)
Comparisons Between $PM_{2.5}$ and PM_{10} Mass and Chemical Composition

Sampling Site	Sampling Date	Start Time (PST)	$PM_{2.5}$ Cu	$\sigma_{PM2.5}$ Cu	PM_{10} Cu	σ_{PM10} Cu
Burbank	12/11/87	14	0.4552	0.1183	0.1232	0.1181
Claremont	06/19/87	5	0.4137	0.1500	0.0060	0.0060
Claremont	08/28/87	17	0.3347	0.0916	0.0392	0.0941
Downtown Los Angeles	06/25/87	17	0.3439	0.0860	0.0030	0.0030
Downtown Los Angeles	07/15/87	17	0.6713	0.0887	0.0035	0.0035
Downtown Los Angeles	11/11/87	0	0.3794	0.0776	0.0524	0.0764
Downtown Los Angeles	11/13/87	6	0.5565	0.1212	0.1588	0.1171
Downtown Los Angeles	12/03/87	18	0.5118	0.0792	0.1092	0.0770
Hawthorne	06/24/87	9	0.4043	0.1583	0.0060	0.0060
Hawthorne	07/13/87	9	0.5306	0.1550	0.0050	0.0050
Hawthorne	07/14/87	5	0.5492	0.1563	0.0060	0.0060
Hawthorne	09/02/87	0	0.4612	0.1258	0.0050	0.0050
Hawthorne	11/13/87	6	0.3885	0.1257	0.1294	0.1220
Hawthorne	12/11/87	0	2.2358	0.0847	0.0717	0.0795

Sampling Site	Sampling Date	Start Time (PST)	$PM_{2.5}$ Cu	$\sigma_{PM2.5}$ Cu	PM_{10} Cu	$\sigma_{PM2.5}$ Cu
Hawthorne	12/11/87	14	0.7517	0.1206	0.2360	0.1183
Hawthorne	12/11/87	18	0.7027	0.0826	0.2300	0.0800
Rubidoux	11/13/87	18	0.4538	0.0782	0.1242	0.0802
Rubidoux	12/10/87	18	0.3831	0.0767	0.0617	0.0796
San Nicolas Island	06/25/87	5	0.4626	0.1604	0.0055	0.0055
San Nicolas Island	08/29/87	0	0.6749	0.1119	0.1320	0.1054

[a] List of samples for which mass and chemical species of $PM_{2.5} > PM_{10} \pm 2\sigma_{PM10}$. For NH_4^+, only the samples which have a difference greater than 1 $\mu g/m^3$ are listed. For TC, OC, and EC, only the samples which have a difference greater than 5 $\mu g/m^3$ are listed.

Table A-2
Comparison Between Sum of Species and Mass Concentrations of $PM_{2.5}$ and PM_{10}

Sampling Site	Sampling Date	Start Time (PST)	$PM_{2.5}$ Mass	$\sigma_{PM_{2.5}\ Mass}$	SPSUMC	σ_{SPSUMC}
Anaheim	11/11/87	0	5.40	2.86	7.37	0.90
Azusa	08/28/87	9	29.81	4.00	54.43	2.14
Burbank	06/24/87	0	43.43	2.94	48.00	1.34
Hawthorne	09/02/87	13	8.36	3.98	12.38	1.22
Long Beach	11/13/87	14	9.83	4.43	12.89	1.33

Sampling Site	Sampling Date	Start Time (PST)	PM_{10} Mass	$\sigma_{PM_{10}\ Mass}$	SPSUMC	σ_{SPSUMC}
Burbank	11/13/87	14	112.75	4.26	141.93	2.14
Hawthorne	8/29/87	17	13.26	2.32	18.45	0.73
Long Beach	12/10/87	18	20.53	2.88	52.39	2.22

[a] List of samples for which Mass < Sum of Species (SPSUMC) $\pm 2\sigma$.

Table A-3
Comparisons Among Different Nitrate Measurements

I. List of Samples for Which Nitric Acid (HNO_3) Denuded Nitrate (NO_3^-) > Non-Nitric Acid (HNO_3) Denuded Nitrate (NO_3^-) $\pm 2\sigma$

Sampling Site	Sampling Date	Start Time (PST)	Nitric Acid Denuded Nitrate	$\sigma_{NO_3^-}$	Non-Nitric Acid Denuded Nitrate	$\sigma_{NO_3^-}$
Anaheim	08/28/87	17	20.89	0.59	11.22	0.58
Anaheim	12/03/87	0	110.49	1.45	87.10	1.22
Anaheim	12/03/87	6	100.59	1.61	93.78	1.64
Azusa	08/27/87	13	17.85	1.06	12.45	1.06
Long Beach	09/03/87	5	30.71	1.03	9.91	1.03
Long Beach	12/03/87	0	23.00	0.75	18.29	1.15

II. List of Samples for Which $PM_{2.5}$ Nitrate (NO_3^-) $\pm 2\sigma$ > Nitric Acid (HNO_3) denuded Nitrate (NO_3^-)

Sampling Site	Sampling Date	Start Time (PST)	$PM_{2.5}$ Nitrate	$\sigma_{NO_3^-}$	Nitric Acid Denuded Nitrate	$\sigma_{NO_3^-}$
Long Beach	12/03/87	6	61.58	0.65	58.70	1.25
Rubidoux	07/15/87	17	13.22	0.30	6.79	0.57
Rubidoux	11/11/87	14	18.30	0.55	15.89	1.21
Rubidoux	12/03/87	18	165.07	3.76	129.99	1.09

Table A-4
Comparions Between Soluble Chloride and Chlorine

I. List of Samples for Which $PM_{2.5}$ Chloride (Cl^-) $\pm$ 2σ (analyzed by ion chromatography) > Chlorine (Cl) (analyzed by x-ray fluorescence)

Sampling Site	Sampling Date	Start Time (PST)	Cl^-	σ_{Cl^-}	Cl	σ_{Cl}
Anaheim	09/02/87	17	0.4200	0.0700	0.0005	0.0005
Anaheim	09/03/87	0	0.3400	0.0900	0.0010	0.0010
Azusa	08/28/87	0	0.4600	0.0900	0.1806	0.1884
Burbank	07/14/87	0	0.4500	0.0900	0.1690	0.1806
Burbank	09/03/87	0	0.6800	0.0900	0.0617	0.1911
Burbank	12/11/87	18	0.8600	0.0800	0.6071	0.0431
Downtown Los Angeles	06/19/87	17	0.4000	0.0700	0.1770	0.1319
Downtown Los Angeles	07/13/87	0	0.7000	0.0900	0.2421	0.1804
Downtown Los Angeles	08/29/87	0	0.5400	0.0900	0.0005	0.0005
Downtown LosAngeles	08/29/87	5	0.5700	0.1200	0.0000	0.2595
Downtown LosAngeles	09/03/87	5	1.0100	0.1200	0.2896	0.2429
Hawthorne	07/13/87	17	2.2800	0.0700	0.0120	0.0120
Hawthorne	09/02/87	0	0.6800	0.1000	0.0169	0.1951
Long Beach	08/27/87	0	0.7000	0.1000	0.1606	0.2042
Long Beach	09/02/87	0	0.6700	0.0900	0.0432	0.1818
Long Beach	09/02/87	17	0.3000	0.0700	0.0010	0.0010
Rubidoux	07/14/87	17	0.4300	0.0600	0.1242	0.1272
Rubidoux	08/28/87	0	0.4200	0.1000	0.0000	0.1891
Rubidoux	08/28/87	5	0.7900	0.1200	0.1105	0.2459
Rubidoux	08/28/87	17	0.3900	0.0600	0.0160	0.1305
Rubidoux	08/29/87	5	0.7300	0.1300	0.0000	0.2493
Rubidoux	09/03/87	17	0.4900	0.0700	0.0010	0.0010
San Nicolas Island	08/29/87	13	0.6300	0.1200	0.0000	0.2465

Table A-4 (continued)
Comparions Between Soluble Chloride and Chlorine

II. List of Samples for Which PM_{10} Chloride (Cl^-) $\pm$ 2σ (analyzed by ion chromatography) > Chlorine (Cl) (analyzed by x-ray fluorescence)

Sampling Site	Sampling Date	Start Time (PST)	Cl^-	σ_{Cl^-}	Cl	σ_{Cl}
Anaheim	08/28/87	5	0.5300	0.1200	0.0442	0.2435
Anaheim	09/03/87	9	0.3600	0.1200	0.0498	0.2411
Anaheim	11/11/87	0	0.2000	0.0800	0.0444	0.0458
Azusa	08/27/87	0	0.6800	0.0900	0.0988	0.1838
Azusa	08/28/87	17	0.6300	0.0600	0.2320	0.1376
Burbank	07/13/87	9	3.7500	0.1100	0.1986	0.2342
Long Beach	08/28/87	0	0.6200	0.0900	0.2609	0.1994
Long Beach	08/28/87	17	0.4000	0.0600	0.0248	0.1408
Rubidoux	11/12/87	6	1.7000	0.1100	0.5431	0.0664
San Nicolas Island	07/13/87	0	1.7900	0.0900	0.0095	0.0095
San Nicolas Island	09/03/87	5	0.4200	0.1200	0.0010	0.0010

Table A-5
Comparisons Between Soluble Sodium and Sodium

Sampling Site	Sampling Date	Start Time (PST)	Na^+	σ_{Na^+}	Na	σ_{Na}
Anaheim	06/19/87	5	4.2400	0.3200	2.7216	0.1390
Anaheim	06/19/87	9	4.4300	0.3500	2.5526	0.1515
Anaheim	06/19/87	13	4.4800	0.3300	2.2984	0.1416
Anaheim	06/19/87	17	4.1900	0.1900	2.6984	0.0806
Anaheim	06/24/87	0	4.2800	0.2600	2.0183	0.1093
Azusa	06/24/87	0	2.3800	0.2500	1.5234	0.1077
Azusa	06/25/87	13	3.8400	0.3100	1.6906	0.1355
Burbank	06/19/87	17	5.4900	0.1700	2.1727	0.0726
Burbank	12/03/87	14	1.1200	0.3100	0.5002	0.0390
Burbank	12/10/87	14	0.5700	0.3100	0.1489	0.0371
Claremont	06/25/87	17	2.7400	0.1800	1.0548	0.0805
Downtown Los Angeles	08/29/87	5	3.4400	0.3200	1.9575	0.1397
Downtown Los Angeles	11/12/87	14	1.6100	0.3000	0.5960	0.0382
Downtown Los Angeles	12/03/87	14	2.2500	0.3000	0.8711	0.0390
Hawthorne	06/19/87	0	5.4700	0.2500	3.9616	0.1080
Hawthorne	06/19/87	5	5.1100	0.3000	3.5345	0.1294
Hawthorne	06/19/87	9	5.0300	0.3200	3.2158	0.1392
Hawthorne	06/19/87	13	4.1000	0.3400	2.8220	0.1465
Hawthorne	06/19/87	17	4.1600	0.1800	0.0651	0.0732
Hawthorne	08/29/87	17	1.5800	0.1900	0.4524	0.0757
Rubidoux	06/19/87	0	3.4900	0.2600	2.0444	0.1075
Rubidoux	06/19/87	9	2.1400	0.3500	1.1849	0.1452
Rubidoux	06/19/87	13	2.6700	0.3300	1.4818	0.1398
Rubidoux	06/19/87	17	2.9700	0.1800	1.8331	0.0743
Rubidoux	07/13/87	13	1.4400	0.3200	0.7247	0.1350
San Nicolas Island	06/19/87	17	3.2600	0.1900	2.3086	0.0775

[a] List of samples for which PM_{10} Soluble Sodium (Na^+) $\pm 2\sigma$ (analyzed by atomic absorption spectroscopy) > Sodium (Na) (analyzed by x-ray fluorescence).

APPENDIX B

SUMMARY OF SCAQS $PM_{2.5}$ AND PM_{10} SOURCE CONTRIBUTION ESTIMATES

Table B-1
Individual Source Contributions to $PM_{2.5}$ Mass at SCAQS Sites Between 6/19/87 to 12/11/87

Site[a]	Date/Time[b]		Primary Geological SCE ± σ (μg/m³)	Primary Motor Veh. Exhaust SCE ± σ (μg/m³)	Vegetative Burning SCE ± σ (μg/m³)	Secondary Sulfate SCE ± σ (μg/m³)	Secondary Nitrate SCE ± σ (μg/m³)	Construction (Limestone) SCE ± σ (μg/m³)	Oil Combustion S CE ± σ (μg/m³)	Marine Aerosol SCE ± σ (μg/m³)	Calculated Mass ± σ (μg/m³)	Measured Mass ± σ (μg/m³)	Unexplained Mass ± σ (μg/m³)
ANAH	06/19/87	00	0.04 ± 0.11	1.12 ± 0.76	0.00 ± 0.00	4.45 ± 0.20	1.44 ± 0.55	0.00 ± 0.00	0.00 ± 0.00	2.29 ± 0.35	9.34 ± 1.10	18.46 ± 3.53	9.12 ± 3.70
ANAH	06/19/87	05	0.17 ± 0.43	3.00 ± 1.52	0.00 ± 0.00	6.57 ± 0.36	0.00 ± 0.00	0.00 ± 0.00	0.00 ± 0.00	2.80 ± 0.56	12.53 ± 1.78	29.20 ± 4.05	16.67 ± 4.42
ANAH	06/19/87	09	0.00 ± 0.00	4.00 ± 1.77	0.00 ± 0.00	4.41 ± 0.26	0.00 ± 0.00	0.00 ± 0.00	0.00 ± 0.00	2.20 ± 0.59	10.63 ± 1.94	26.26 ± 4.44	15.63 ± 4.85
ANAH	06/19/87	13	0.22 ± 0.47	4.06 ± 1.71	0.00 ± 0.00	3.52 ± 0.20	0.00 ± 0.00	0.00 ± 0.00	0.00 ± 0.00	2.35 ± 0.57	10.14 ± 1.92	20.54 ± 4.20	10.40 ± 4.62
ANAH	06/19/87	17	0.07 ± 0.30	3.48 ± 1.24	0.00 ± 0.00	4.38 ± 0.18	0.50 ± 0.55	0.00 ± 0.00	0.00 ± 0.00	1.66 ± 0.26	10.09 ± 1.47	18.16 ± 2.39	8.07 ± 2.81
ANAH	06/24/87	00	0.18 ± 0.46	5.88 ± 1.91	0.00 ± 0.00	12.42 ± 1.10	5.26 ± 1.10	0.00 ± 0.00	0.00 ± 0.00	1.89 ± 0.53	25.64 ± 2.54	37.90 ± 3.23	12.26 ± 4.11
ANAH	06/24/87	05	2.39 ± 0.74	9.92 ± 2.90	0.00 ± 0.00	14.26 ± 1.62	4.97 ± 1.51	0.00 ± 0.00	0.00 ± 0.00	1.99 ± 0.66	33.53 ± 3.64	48.65 ± 4.15	15.12 ± 5.52
ANAH	06/24/87	09	0.00 ± 0.00	7.12 ± 2.26	0.00 ± 0.00	9.84 ± 0.75	0.00 ± 0.00	0.00 ± 0.00	0.00 ± 0.00	2.19 ± 0.60	19.15 ± 2.50	27.34 ± 4.10	8.19 ± 4.80
ANAH	06/24/87	13	0.00 ± 0.00	7.45 ± 2.34	0.00 ± 0.00	7.65 ± 0.55	0.00 ± 0.00	0.00 ± 0.00	0.00 ± 0.00	0.70 ± 0.39	15.79 ± 2.48	22.96 ± 4.13	7.17 ± 4.82
ANAH	06/24/87	17	3.11 ± 0.45	5.70 ± 1.62	0.00 ± 0.00	8.64 ± 0.51	0.00 ± 0.00	0.00 ± 0.00	0.00 ± 0.00	2.21 ± 0.41	19.66 ± 1.87	26.15 ± 2.32	6.49 ± 2.98
ANAH	06/25/87	00	0.00 ± 0.00	5.69 ± 1.83	0.00 ± 0.00	10.13 ± 0.78	2.84 ± 1.00	0.00 ± 0.00	0.00 ± 0.00	2.13 ± 0.55	20.79 ± 2.33	30.39 ± 3.34	9.60 ± 4.07
ANAH	06/25/87	09	0.00 ± 0.00	8.10 ± 2.54	0.00 ± 0.00	8.52 ± 0.67	0.00 ± 0.00	0.00 ± 0.00	0.00 ± 0.00	1.66 ± 0.63	18.27 ± 2.74	23.81 ± 4.38	5.54 ± 5.17
ANAH	06/25/87	13	0.00 ± 0.00	5.04 ± 1.87	0.00 ± 0.00	5.15 ± 0.30	0.00 ± 0.00	0.00 ± 0.00	0.00 ± 0.00	1.03 ± 0.54	11.21 ± 2.02	15.38 ± 4.06	4.17 ± 4.53
ANAH	06/25/87	17	0.00 ± 0.00	4.28 ± 1.34	0.00 ± 0.00	5.20 ± 0.24	1.33 ± 0.63	0.00 ± 0.00	0.00 ± 0.00	0.51 ± 0.29	11.32 ± 1.59	17.50 ± 2.30	6.18 ± 2.80
ANAH	07/13/87	00	0.00 ± 0.00	4.33 ± 1.25	0.00 ± 0.00	2.61 ± 0.12	0.72 ± 0.58	0.00 ± 0.00	0.00 ± 0.00	0.00 ± 0.00	7.65 ± 1.42	11.57 ± 2.69	3.92 ± 3.04
ANAH	07/13/87	05	0.00 ± 0.00	11.91 ± 3.30	0.00 ± 0.00	4.55 ± 0.46	1.69 ± 1.33	0.00 ± 0.00	0.00 ± 0.00	0.00 ± 0.00	18.15 ± 3.62	24.69 ± 4.09	6.54 ± 5.46
ANAH	07/13/87	09	0.00 ± 0.00	8.94 ± 2.64	0.00 ± 0.00	5.65 ± 0.44	0.00 ± 0.00	0.00 ± 0.00	0.00 ± 0.00	0.00 ± 0.00	14.59 ± 2.72	23.83 ± 4.24	9.24 ± 5.04
ANAH	07/13/87	13	0.00 ± 0.00	12.61 ± 3.38	0.00 ± 0.00	7.91 ± 0.76	0.00 ± 0.00	0.00 ± 0.00	0.00 ± 0.00	0.00 ± 0.00	20.52 ± 3.49	32.43 ± 4.14	11.91 ± 5.41
ANAH	07/13/87	17	0.00 ± 0.00	6.31 ± 1.75	0.00 ± 0.00	4.59 ± 0.23	0.00 ± 0.00	0.00 ± 0.00	0.00 ± 0.00	0.28 ± 0.29	11.18 ± 1.84	16.30 ± 2.33	5.12 ± 2.97
ANAH	07/14/87	00	0.00 ± 0.00	6.63 ± 1.97	0.00 ± 0.00	7.24 ± 0.45	0.00 ± 0.00	0.00 ± 0.00	0.00 ± 0.00	0.39 ± 0.45	14.26 ± 2.13	15.81 ± 3.27	1.55 ± 3.90
ANAH	07/14/87	05	0.00 ± 0.00	5.15 ± 2.01	0.00 ± 0.00	13.74 ± 1.16	0.00 ± 0.00	0.00 ± 0.00	0.00 ± 0.00	0.80 ± 0.55	19.69 ± 2.35	31.69 ± 4.14	12.00 ± 4.76
ANAH	07/14/87	09	0.00 ± 0.00	9.03 ± 2.69	0.00 ± 0.00	12.46 ± 1.14	0.00 ± 0.00	0.00 ± 0.00	0.00 ± 0.00	0.04 ± 0.59	21.52 ± 2.95	29.76 ± 4.23	8.24 ± 5.16
ANAH	07/14/87	13	0.00 ± 0.00	8.50 ± 2.56	0.00 ± 0.00	14.88 ± 1.46	0.00 ± 0.00	0.00 ± 0.00	0.00 ± 0.00	0.26 ± 0.58	23.63 ± 2.89	35.51 ± 4.22	11.88 ± 5.11
ANAH	07/14/87	17	0.00 ± 0.00	4.48 ± 1.35	0.00 ± 0.00	8.43 ± 0.46	0.00 ± 0.00	0.00 ± 0.00	0.00 ± 0.00	0.36 ± 0.32	13.28 ± 1.54	20.19 ± 2.29	6.91 ± 2.76
ANAH	07/15/87	00	0.06 ± 0.38	4.16 ± 1.50	0.00 ± 0.00	7.84 ± 0.43	0.00 ± 0.00	0.00 ± 0.00	0.00 ± 0.00	0.17 ± 0.42	12.22 ± 1.73	17.25 ± 3.26	5.03 ± 3.69
ANAH	07/15/87	05	0.00 ± 0.00	8.13 ± 2.53	0.00 ± 0.00	7.23 ± 0.59	1.15 ± 1.10	0.00 ± 0.00	0.00 ± 0.00	0.00 ± 0.00	16.52 ± 2.86	30.72 ± 4.28	14.20 ± 5.15
ANAH	07/15/87	09	0.10 ± 0.26	3.94 ± 1.60	0.00 ± 0.00	4.34 ± 0.24	0.00 ± 0.00	0.00 ± 0.00	0.00 ± 0.00	0.10 ± 0.12	8.49 ± 1.69	14.09 ± 4.15	5.60 ± 4.48
ANAH	07/15/87	13	0.00 ± 0.00	3.19 ± 1.20	0.00 ± 0.00	3.25 ± 0.17	0.00 ± 0.00	0.00 ± 0.00	0.00 ± 0.00	0.11 ± 0.12	6.55 ± 1.27	10.08 ± 4.20	3.53 ± 4.39
ANAH	07/15/87	17	0.01 ± 0.26	4.34 ± 1.31	0.00 ± 0.00	3.27 ± 0.13	0.00 ± 0.00	0.00 ± 0.00	0.00 ± 0.00	0.05 ± 0.31	7.67 ± 1.42	9.29 ± 2.29	1.62 ± 2.69
ANAH	08/27/87	00	0.00 ± 0.00	8.68 ± 2.39	0.00 ± 0.00	7.35 ± 0.58	5.91 ± 1.18	0.00 ± 0.00	0.00 ± 0.00	0.15 ± 0.45	22.09 ± 2.81	29.16 ± 3.12	7.07 ± 4.20

Table B-1 (continued)
Individual Source Contributions to $PM_{2.5}$ Mass at SCAQS Sites Between 6/19/87 to 12/11/87

Site[a]	Date/Time[b]		Primary Geological SCE ± σ (μg/m³)	Primary Motor Veh. Exhaust SCE ± σ (μg/m³)	Vegetative Burning SCE ± σ (μg/m³)	Secondary Sulfate SCE ± σ (μg/m³)	Secondary Nitrate SCE ± σ (μg/m³)	Construction (Limestone) SCE ± σ (μg/m³)	Oil Combustion S CE ± σ (μg/m³)	Marine Aerosol SCE ± σ (μg/m³)	Calculated Mass ± σ (μg/m³)	Measured Mass ± σ (μg/m³)	Unexplained Mass ± σ (μg/m³)
ANAH	08/27/87	05	0.00 ± 0.00	15.89 ± 4.08	0.00 ± 0.00	7.54 ± 0.90	11.11 ± 1.92	0.00 ± 0.00	0.00 ± 0.00	0.43 ± 0.61	34.96 ± 4.65	50.65 ± 4.17	15.69 ± 6.25
ANAH	08/27/87	09	0.00 ± 0.00	15.51 ± 3.84	0.00 ± 0.00	9.53 ± 1.07	0.00 ± 0.00	0.00 ± 0.00	0.00 ± 0.00	0.87 ± 0.63	25.91 ± 4.03	50.18 ± 4.35	24.27 ± 5.93
ANAH	08/27/87	13	0.72 ± 0.60	9.22 ± 2.67	0.00 ± 0.00	8.51 ± 0.69	0.00 ± 0.00	0.00 ± 0.00	0.00 ± 0.00	0.62 ± 0.57	19.07 ± 2.93	35.14 ± 4.08	16.07 ± 5.02
ANAH	08/27/87	17	0.00 ± 0.00	7.10 ± 1.92	0.00 ± 0.00	7.50 ± 0.50	1.61 ± 0.94	0.00 ± 0.00	0.00 ± 0.00	0.75 ± 0.36	16.96 ± 2.28	26.07 ± 2.38	9.11 ± 3.30
ANAH	08/28/87	00	0.00 ± 0.00	5.85 ± 1.85	0.00 ± 0.00	8.63 ± 0.62	3.38 ± 0.96	0.00 ± 0.00	0.00 ± 0.00	0.25 ± 0.47	18.12 ± 2.28	27.93 ± 3.29	9.81 ± 4.00
ANAH	08/28/87	05	0.00 ± 0.00	9.80 ± 2.06	0.00 ± 0.00	12.30 ± 1.30	4.99 ± 1.45	0.00 ± 0.00	0.00 ± 0.00	0.15 ± 0.61	27.24 ± 3.46	41.40 ± 4.22	14.16 ± 5.46
ANAH	08/28/87	13	0.00 ± 0.00	12.40 ± 3.37	0.00 ± 0.00	17.97 ± 2.22	0.00 ± 0.00	0.00 ± 0.00	0.00 ± 0.00	0.60 ± 0.60	31.17 ± 3.73	49.59 ± 4.24	18.42 ± 5.65
ANAH	08/28/87	17	0.00 ± 0.00	7.30 ± 2.01	0.00 ± 0.00	10.03 ± 0.79	3.75 ± 1.04	0.00 ± 0.00	0.00 ± 0.00	0.76 ± 0.35	21.84 ± 2.46	35.08 ± 2.34	13.24 ± 3.40
ANAH	08/29/87	00	0.00 ± 0.00	10.46 ± 2.77	0.00 ± 0.00	14.72 ± 2.38	8.70 ± 1.82	0.00 ± 0.00	0.00 ± 0.00	0.41 ± 0.46	34.30 ± 3.68	51.13 ± 3.08	16.83 ± 4.80
ANAH	08/29/87	05	0.00 ± 0.00	11.50 ± 3.23	0.00 ± 0.00	17.97 ± 2.42	5.78 ± 1.72	0.00 ± 0.00	0.00 ± 0.00	0.23 ± 0.66	35.47 ± 4.03	50.04 ± 4.41	14.57 ± 5.97
ANAH	08/29/87	09	0.00 ± 0.00	8.10 ± 2.45	0.00 ± 0.00	15.06 ± 2.48	0.00 ± 0.00	0.00 ± 0.00	0.00 ± 0.00	0.21 ± 0.57	23.37 ± 2.96	40.75 ± 4.23	17.38 ± 5.16
ANAH	08/29/87	13	0.00 ± 0.00	5.64 ± 1.96	0.00 ± 0.00	11.36 ± 0.86	0.00 ± 0.00	0.00 ± 0.00	0.00 ± 0.00	0.11 ± 0.54	17.11 ± 2.23	29.43 ± 4.13	12.32 ± 4.69
ANAH	08/29/87	17	0.00 ± 0.00	7.41 ± 1.99	0.00 ± 0.00	8.74 ± 0.87	0.66 ± 1.15	0.00 ± 0.00	0.00 ± 0.00	0.52 ± 0.35	17.34 ± 2.50	27.23 ± 2.33	9.89 ± 3.42
ANAH	09/02/87	00	0.06 ± 0.72	11.58 ± 3.02	0.00 ± 0.00	5.35 ± 0.53	0.00 ± 0.00	0.00 ± 0.00	0.00 ± 0.00	2.07 ± 0.53	19.06 ± 3.24	21.51 ± 3.23	2.45 ± 4.57
ANAH	09/02/87	05	0.92 ± 1.28	22.22 ± 5.48	0.00 ± 0.00	5.37 ± 1.02	0.00 ± 0.00	0.00 ± 0.00	0.00 ± 0.00	2.56 ± 0.71	31.07 ± 5.76	42.04 ± 4.31	10.97 ± 7.19
ANAH	09/02/87	09	0.97 ± 1.10	18.72 ± 4.75	0.00 ± 0.00	8.42 ± 1.27	0.00 ± 0.00	0.00 ± 0.00	0.00 ± 0.00	1.82 ± 0.65	29.93 ± 5.05	48.36 ± 4.14	18.43 ± 6.53
ANAH	09/02/87	13	1.31 ± 0.83	12.61 ± 3.45	0.00 ± 0.00	8.50 ± 1.04	0.00 ± 0.00	0.00 ± 0.00	0.00 ± 0.00	1.31 ± 0.61	23.73 ± 3.74	36.80 ± 4.15	13.07 ± 5.59
ANAH	09/02/87	17	0.00 ± 0.00	5.47 ± 1.54	0.00 ± 0.00	6.26 ± 0.32	0.00 ± 0.00	0.00 ± 0.00	0.00 ± 0.00	2.15 ± 0.40	13.87 ± 1.68	18.40 ± 2.35	4.53 ± 2.89
ANAH	09/03/87	00	0.00 ± 0.00	3.96 ± 1.41	0.00 ± 0.00	6.82 ± 0.39	1.84 ± 0.78	0.00 ± 0.00	0.00 ± 0.00	1.95 ± 0.49	14.57 ± 1.80	23.74 ± 3.06	9.17 ± 3.55
ANAH	09/03/87	05	0.00 ± 0.00	9.35 ± 2.85	0.00 ± 0.00	8.97 ± 0.86	5.43 ± 1.39	0.00 ± 0.00	0.00 ± 0.00	1.82 ± 0.71	25.57 ± 3.38	45.68 ± 4.74	20.11 ± 5.82
ANAH	09/03/87	09	0.00 ± 0.00	8.89 ± 2.61	0.00 ± 0.00	10.49 ± 0.89	0.00 ± 0.00	0.00 ± 0.00	0.00 ± 0.00	1.57 ± 0.60	20.95 ± 2.84	31.30 ± 4.22	10.35 ± 5.09
ANAH	09/03/87	13	0.02 ± 0.56	5.04 ± 1.87	0.00 ± 0.00	6.92 ± 0.43	0.00 ± 0.00	0.00 ± 0.00	0.00 ± 0.00	1.40 ± 0.56	13.38 ± 2.13	16.15 ± 4.20	2.77 ± 4.71
ANAH	09/03/87	17	0.00 ± 0.00	2.27 ± 0.77	0.00 ± 0.00	5.24 ± 0.19	0.00 ± 0.00	0.00 ± 0.00	0.00 ± 0.00	1.26 ± 0.31	8.77 ± 0.94	11.62 ± 2.33	2.85 ± 2.51
ANAH	11/11/87	00	0.00 ± 0.00	6.57 ± 1.84	0.00 ± 0.00	0.41 ± 0.98	0.00 ± 0.00	0.00 ± 0.00	0.00 ± 0.00	0.06 ± 0.12	7.04 ± 1.87	5.40 ± 2.86	-1.64 ± 3.42
ANAH	11/11/87	06	0.31 ± 0.72	5.14 ± 4.18	0.00 ± 0.00	0.34 ± 0.25	0.00 ± 0.00	0.00 ± 0.00	0.00 ± 0.00	0.16 ± 0.17	5.95 ± 4.27	9.45 ± 4.10	3.50 ± 5.92
ANAH	11/11/87	10	0.00 ± 0.00	5.00 ± 1.83	0.00 ± 0.00	0.25 ± 0.14	0.00 ± 0.00	0.00 ± 0.00	0.00 ± 0.00	0.99 ± 0.11	6.24 ± 1.87	3.71 ± 4.35	-2.53 ± 4.73
ANAH	11/11/87	14	0.00 ± 0.00	17.09 ± 7.80	0.00 ± 0.00	1.30 ± 0.74	3.69 ± 1.89	0.00 ± 0.00	0.00 ± 0.00	0.43 ± 0.20	22.52 ± 8.07	25.53 ± 4.27	3.01 ± 9.13
ANAH	11/11/87	18	0.00 ± 0.00	36.26 ± 7.41	0.00 ± 0.00	0.66 ± 1.46	14.45 ± 3.60	0.00 ± 0.00	0.00 ± 0.00	0.82 ± 0.22	52.19 ± 8.33	58.74 ± 2.87	6.55 ± 8.81
ANAH	11/12/87	00	0.00 ± 0.00	32.92 ± 5.89	0.00 ± 0.00	0.00 ± 0.00	19.84 ± 3.44	0.00 ± 0.00	0.00 ± 0.00	0.68 ± 0.16	53.44 ± 6.82	48.96 ± 2.82	-4.48 ± 7.38
ANAH	11/12/87	06	0.00 ± 0.00	31.00 ± 5.89	0.00 ± 0.00	0.00 ± 0.00	16.78 ± 3.22	0.00 ± 0.00	0.00 ± 0.00	0.49 ± 0.21	48.28 ± 6.72	44.20 ± 4.26	-4.08 ± 7.96

Table B-1 (continued)
Individual Source Contributions to $PM_{2.5}$ Mass at SCAQS Sites Between 6/19/87 to 12/11/87

Site[a]	Date/Time[b]		Primary Geological SCE ± σ (μg/m³)	Primary Motor Veh. Exhaust SCE ± σ (μg/m³)	Vegetative Burning SCE ± σ (μg/m³)	Secondary Sulfate SCE ± σ (μg/m³)	Secondary Nitrate SCE ± σ (μg/m³)	Construction (Limestone) SCE ± σ (μg/m³)	Oil Combustion S CE ± σ (μg/m³)	Marine Aerosol SCE ± σ (μg/m³)	Calculated Mass ± σ (μg/m³)	Measured Mass ± σ (μg/m³)	Unexplained Mass ± σ (μg/m³)
ANAH	11/12/87	10	0.00 ± 0.00	15.62 ± 4.08	0.00 ± 0.00	2.13 ± 0.44	10.10 ± 1.75	0.00 ± 0.00	0.00 ± 0.00	0.38 ± 0.19	28.22 ± 4.49	36.66 ± 4.25	8.44 ± 6.18
ANAH	11/12/87	14	0.00 ± 0.00	13.62 ± 3.71	0.00 ± 0.00	2.14 ± 0.37	10.14 ± 1.60	0.00 ± 0.00	0.00 ± 0.00	1.16 ± 0.24	27.06 ± 4.09	39.26 ± 4.37	12.20 ± 5.99
ANAH	11/12/87	18	0.00 ± 0.00	21.72 ± 4.78	0.00 ± 0.00	2.83 ± 0.65	24.86 ± 2.75	0.00 ± 0.00	0.00 ± 0.00	0.93 ± 0.18	50.35 ± 5.57	60.78 ± 2.82	10.43 ± 6.24
ANAH	11/13/87	00	0.00 ± 0.00	14.56 ± 3.49	0.00 ± 0.00	5.71 ± 0.62	38.04 ± 3.09	0.00 ± 0.00	0.00 ± 0.00	0.56 ± 0.14	58.87 ± 4.73	64.09 ± 2.83	5.22 ± 5.51
ANAH	11/13/87	06	0.00 ± 0.00	12.93 ± 3.51	0.00 ± 0.00	5.29 ± 0.58	30.69 ± 2.60	0.00 ± 0.00	0.00 ± 0.00	0.69 ± 0.18	49.60 ± 4.44	62.36 ± 4.20	12.76 ± 6.11
ANAH	11/13/87	10	3.65 ± 0.98	12.14 ± 3.46	0.00 ± 0.00	6.47 ± 0.64	7.50 ± 1.49	0.00 ± 0.00	0.00 ± 0.00	1.50 ± 0.25	31.26 ± 3.99	57.42 ± 4.35	26.16 ± 5.90
ANAH	11/13/87	14	0.00 ± 0.00	10.01 ± 2.80	0.00 ± 0.00	3.62 ± 0.33	0.00 ± 0.00	0.00 ± 0.00	0.00 ± 0.00	1.91 ± 0.28	15.55 ± 2.87	20.28 ± 4.34	4.73 ± 5.20
ANAH	11/13/87	18	0.00 ± 0.00	9.03 ± 2.39	0.00 ± 0.00	4.54 ± 0.32	4.08 ± 1.05	0.00 ± 0.00	0.00 ± 0.00	1.30 ± 0.19	18.95 ± 2.68	18.74 ± 2.83	-0.21 ± 3.90
ANAH	12/03/87	00	0.00 ± 0.00	46.29 ± 9.22	0.00 ± 0.00	9.41 ± 3.25	116.41 ± 9.38	0.00 ± 0.00	0.00 ± 0.00	1.00 ± 0.25	173.11 ± 13.27	201.38 ± 2.85	28.27 ± 13.57
ANAH	12/03/87	06	4.60 ± 3.90	73.58 ± 15.14	0.00 ± 0.00	5.16 ± 6.31	105.72 ± 10.26	0.00 ± 0.00	0.00 ± 0.00	1.14 ± 0.33	190.21 ± 18.87	207.32 ± 4.43	17.11 ± 19.38
ANAH	12/03/87	10	8.26 ± 1.83	32.91 ± 7.57	0.00 ± 0.00	7.58 ± 1.94	85.30 ± 6.86	0.00 ± 0.00	0.00 ± 0.00	0.00 ± 0.00	134.04 ± 10.47	182.24 ± 4.38	48.20 ± 11.35
ANAH	12/03/87	14	2.33 ± 1.76	30.44 ± 6.99	0.00 ± 0.00	11.41 ± 2.43	62.79 ± 5.43	0.00 ± 0.00	0.00 ± 0.00	1.14 ± 0.26	108.11 ± 9.16	155.81 ± 4.30	47.70 ± 10.12
ANAH	12/03/87	18	0.00 ± 0.00	34.25 ± 7.05	0.00 ± 0.00	9.19 ± 2.15	63.90 ± 5.64	0.00 ± 0.00	0.00 ± 0.00	0.16 ± 0.18	107.49 ± 9.15	132.13 ± 2.89	24.64 ± 9.60
ANAH	12/10/87	00	0.00 ± 0.00	47.32 ± 9.39	0.00 ± 0.00	0.34 ± 2.43	33.47 ± 5.08	0.00 ± 0.00	0.00 ± 0.00	0.36 ± 0.19	81.48 ± 10.79	88.61 ± 2.75	7.13 ± 11.13
ANAH	12/10/87	06	0.00 ± 0.00	49.16 ± 8.81	0.00 ± 0.00	0.00 ± 0.00	24.67 ± 5.00	0.00 ± 0.00	0.00 ± 0.00	0.49 ± 0.27	74.32 ± 10.14	68.90 ± 4.37	-5.42 ± 11.04
ANAH	12/10/87	10	0.00 ± 0.00	17.01 ± 4.32	0.00 ± 0.00	1.09 ± 0.47	32.61 ± 2.88	0.00 ± 0.00	0.00 ± 0.00	0.10 ± 0.13	50.80 ± 5.24	63.31 ± 4.32	12.51 ± 6.79
ANAH	12/10/87	14	0.00 ± 0.00	35.56 ± 7.74	0.00 ± 0.00	2.70 ± 1.60	51.23 ± 4.99	0.00 ± 0.00	0.00 ± 0.00	0.60 ± 0.23	90.08 ± 9.30	113.19 ± 4.28	23.11 ± 10.24
ANAH	12/10/87	18	0.00 ± 0.00	63.43 ± 12.44	0.00 ± 0.00	0.87 ± 4.31	48.85 ± 6.93	0.00 ± 0.00	0.00 ± 0.00	0.83 ± 0.25	113.97 ± 14.40	137.23 ± 2.88	23.26 ± 14.69
ANAH	12/11/87	00	0.00 ± 0.00	42.93 ± 8.61	0.00 ± 0.00	0.02 ± 2.01	27.87 ± 4.53	0.00 ± 0.00	0.00 ± 0.00	0.65 ± 0.18	71.47 ± 9.83	74.15 ± 2.83	2.68 ± 10.23
ANAH	12/11/87	06	0.00 ± 0.00	71.30 ± 12.35	0.00 ± 0.00	0.00 ± 0.00	32.74 ± 7.14	0.00 ± 0.00	0.00 ± 0.00	0.51 ± 0.34	104.55 ± 14.27	110.28 ± 4.31	5.73 ± 14.91
ANAH	12/11/87	10	0.00 ± 0.00	36.34 ± 7.99	0.00 ± 0.00	5.34 ± 1.89	74.18 ± 6.33	0.00 ± 0.00	0.00 ± 0.00	0.25 ± 0.18	116.11 ± 10.28	139.47 ± 4.35	23.36 ± 11.16
ANAH	12/11/87	14	0.00 ± 0.00	26.36 ± 6.14	0.00 ± 0.00	6.40 ± 1.30	39.67 ± 3.85	0.00 ± 0.00	0.00 ± 0.00	0.11 ± 0.14	72.54 ± 7.34	92.60 ± 4.37	20.06 ± 8.54
ANAH	12/11/87	18	0.00 ± 0.00	58.63 ± 11.57	0.00 ± 0.00	3.39 ± 3.80	32.03 ± 6.01	0.00 ± 0.00	0.00 ± 0.00	0.16 ± 0.22	94.20 ± 13.18	121.58 ± 3.19	27.38 ± 13.56
AZUS	06/19/87	00	11.02 ± 1.28	20.38 ± 4.73	0.00 ± 0.00	3.02 ± 0.62	0.00 ± 0.00	0.00 ± 0.00	0.00 ± 0.00	2.03 ± 0.53	36.45 ± 4.99	35.71 ± 3.00	-0.74 ± 5.82
AZUS	06/19/87	05	5.05 ± 1.04	16.55 ± 4.31	0.00 ± 0.00	5.91 ± 0.73	3.42 ± 1.79	0.00 ± 0.00	0.00 ± 0.00	1.87 ± 0.64	32.80 ± 4.90	39.66 ± 4.03	6.86 ± 6.34
AZUS	06/19/87	09	6.10 ± 1.12	18.32 ± 4.50	0.00 ± 0.00	6.74 ± 0.87	0.00 ± 0.00	0.00 ± 0.00	0.00 ± 0.00	1.88 ± 0.62	33.04 ± 4.77	48.95 ± 3.73	15.91 ± 6.06
AZUS	06/19/87	13	4.68 ± 1.02	16.00 ± 4.05	0.00 ± 0.00	7.39 ± 0.85	0.00 ± 0.00	0.00 ± 0.00	0.00 ± 0.00	1.96 ± 0.66	30.03 ± 4.33	53.23 ± 4.19	23.20 ± 6.03
AZUS	06/19/87	17	0.70 ± 0.77	13.74 ± 3.32	0.00 ± 0.00	5.37 ± 0.50	2.32 ± 1.45	0.00 ± 0.00	0.00 ± 0.00	1.71 ± 0.39	23.84 ± 3.79	33.69 ± 2.13	9.85 ± 4.35
AZUS	06/24/87	00	0.00 ± 0.00	9.01 ± 2.44	0.00 ± 0.00	8.59 ± 0.75	9.43 ± 1.35	0.00 ± 0.00	0.00 ± 0.00	0.56 ± 0.46	27.60 ± 2.96	36.61 ± 3.08	9.01 ± 4.27
AZUS	06/24/87	05	4.28 ± 0.92	12.92 ± 6.70	0.00 ± 0.00	15.75 ± 2.29	10.70 ± 2.04	0.00 ± 0.00	0.00 ± 0.00	1.64 ± 0.64	45.29 ± 7.26	67.76 ± 3.98	22.47 ± 8.28

Table B-1 (continued)
Individual Source Contributions to $PM_{2.5}$ Mass at SCAQS Sites Between 6/19/87 to 12/11/87

Site[a]	Date/Time[b]		Primary Geological SCE ± σ (μg/m³)	Primary Motor Veh. Exhaust SCE ± σ (μg/m³)	Vegetative Burning SCE ± σ (μg/m³)	Secondary Sulfate SCE ± σ (μg/m³)	Secondary Nitrate SCE ± σ (μg/m³)	Construction (Limestone) SCE ± σ (μg/m³)	Oil Combustion S CE ± σ (μg/m³)	Marine Aerosol SCE ± σ (μg/m³)	Calculated Mass ± σ (μg/m³)	Measured Mass ± σ (μg/m³)	Unexplained Mass ± σ (μg/m³)
AZUS	06/24/87	09	1.84 ± 0.86	12.41 ± 7.18	0.00 ± 0.00	25.12 ± 4.26	1.61 ± 2.00	0.00 ± 0.00	0.00 ± 0.00	1.92 ± 0.64	42.90 ± 7.81	79.78 ± 3.96	36.88 ± 8.76
AZUS	06/24/87	13	2.99 ± 0.83	11.59 ± 5.76	0.00 ± 0.00	27.39 ± 4.62	0.00 ± 0.00	0.00 ± 0.00	0.00 ± 0.00	1.40 ± 0.62	43.36 ± 6.23	87.11 ± 4.13	43.75 ± 7.47
AZUS	06/24/87	17	0.58 ± 0.66	11.37 ± 2.79	0.00 ± 0.00	13.77 ± 1.54	7.06 ± 1.54	0.00 ± 0.00	0.00 ± 0.00	1.05 ± 0.36	33.83 ± 3.50	47.69 ± 2.21	13.86 ± 4.14
AZUS	06/25/87	00	0.85 ± 0.78	12.86 ± 3.26	0.00 ± 0.00	15.59 ± 2.16	16.71 ± 2.09	0.00 ± 0.00	0.00 ± 0.00	0.51 ± 0.48	46.51 ± 4.24	59.63 ± 3.15	13.12 ± 5.28
AZUS	06/25/87	05	4.76 ± 1.09	18.01 ± 4.47	0.00 ± 0.00	19.09 ± 3.38	20.92 ± 2.73	0.00 ± 0.00	0.00 ± 0.00	1.06 ± 0.60	63.83 ± 5.69	81.41 ± 3.86	17.58 ± 6.88
AZUS	06/25/87	09	3.99 ± 1.45	25.67 ± 6.29	0.00 ± 0.00	19.07 ± 3.73	2.60 ± 2.93	0.00 ± 0.00	0.00 ± 0.00	0.83 ± 0.62	52.16 ± 7.37	81.92 ± 3.99	29.76 ± 8.38
AZUS	06/25/87	13	2.00 ± 1.05	17.77 ± 4.38	0.00 ± 0.00	14.96 ± 1.99	0.00 ± 0.00	0.00 ± 0.00	0.00 ± 0.00	0.76 ± 0.59	35.49 ± 4.76	61.92 ± 3.91	26.43 ± 6.16
AZUS	06/25/87	17	0.31 ± 0.74	12.97 ± 3.27	0.00 ± 0.00	12.64 ± 1.47	10.20 ± 1.74	0.00 ± 0.00	0.00 ± 0.00	0.52 ± 0.35	36.64 ± 3.98	54.03 ± 2.25	17.39 ± 4.57
AZUS	07/13/87	00	1.01 ± 0.71	11.44 ± 3.03	0.00 ± 0.00	3.73 ± 0.34	1.11 ± 1.22	0.00 ± 0.00	0.00 ± 0.00	0.00 ± 0.00	17.29 ± 3.39	22.14 ± 3.10	4.85 ± 4.59
AZUS	07/13/87	05	5.65 ± 1.28	21.86 ± 5.35	0.00 ± 0.00	3.59 ± 0.79	3.27 ± 2.20	0.00 ± 0.00	0.00 ± 0.00	0.00 ± 0.00	34.37 ± 5.99	48.14 ± 4.00	13.77 ± 7.20
AZUS	07/13/87	09	3.09 ± 1.25	21.72 ± 5.27	0.00 ± 0.00	5.45 ± 0.93	0.00 ± 0.00	0.00 ± 0.00	0.00 ± 0.00	0.00 ± 0.00	30.26 ± 5.50	46.79 ± 4.04	16.53 ± 6.82
AZUS	07/13/87	13	3.12 ± 1.30	22.32 ± 5.34	0.00 ± 0.00	6.47 ± 1.06	0.00 ± 0.00	0.00 ± 0.00	0.00 ± 0.00	0.00 ± 0.00	31.91 ± 5.59	44.07 ± 4.42	12.16 ± 7.13
AZUS	07/13/87	17	0.00 ± 0.00	6.66 ± 1.79	0.00 ± 0.00	3.59 ± 0.19	0.29 ± 0.76	0.00 ± 0.00	0.00 ± 0.00	0.00 ± 0.00	10.54 ± 1.99	17.08 ± 2.21	6.54 ± 2.97
AZUS	07/14/87	00	2.09 ± 0.65	9.71 ± 2.62	0.00 ± 0.00	3.24 ± 0.27	1.08 ± 1.08	0.00 ± 0.00	0.00 ± 0.00	0.24 ± 0.46	16.36 ± 2.99	19.36 ± 3.16	3.00 ± 4.35
AZUS	07/14/87	05	2.90 ± 1.20	20.44 ± 5.19	0.00 ± 0.00	9.99 ± 1.45	5.23 ± 2.25	0.00 ± 0.00	0.00 ± 0.00	0.57 ± 0.63	39.14 ± 5.94	45.80 ± 4.14	6.66 ± 7.24
AZUS	07/14/87	09	2.06 ± 1.05	17.53 ± 4.31	0.00 ± 0.00	12.01 ± 1.50	0.00 ± 0.00	0.00 ± 0.00	0.00 ± 0.00	0.08 ± 0.60	31.68 ± 4.64	48.43 ± 4.08	16.75 ± 6.18
AZUS	07/14/87	13	0.00 ± 0.00	19.21 ± 4.46	0.00 ± 0.00	6.64 ± 0.89	0.00 ± 0.00	0.00 ± 0.00	0.00 ± 0.00	0.00 ± 0.00	25.86 ± 4.56	26.24 ± 4.20	0.38 ± 6.20
AZUS	07/14/87	17	0.16 ± 0.60	10.25 ± 2.61	0.00 ± 0.00	6.90 ± 0.54	3.52 ± 1.20	0.00 ± 0.00	0.00 ± 0.00	0.21 ± 0.34	21.05 ± 3.05	29.70 ± 2.25	8.65 ± 3.79
AZUS	07/15/87	00	1.82 ± 0.70	10.92 ± 2.89	0.00 ± 0.00	11.85 ± 1.25	7.83 ± 1.50	0.00 ± 0.00	0.00 ± 0.00	0.00 ± 0.00	32.42 ± 3.51	50.72 ± 3.20	18.30 ± 4.75
AZUS	07/15/87	05	3.03 ± 1.10	18.29 ± 4.55	0.00 ± 0.00	13.22 ± 1.90	9.11 ± 2.20	0.00 ± 0.00	0.00 ± 0.00	0.00 ± 0.00	43.66 ± 5.35	56.62 ± 4.10	12.96 ± 6.74
AZUS	07/15/87	09	1.33 ± 1.12	19.19 ± 4.93	0.00 ± 0.00	14.95 ± 2.27	3.15 ± 2.23	0.00 ± 0.00	0.00 ± 0.00	0.00 ± 0.00	38.62 ± 5.73	57.09 ± 4.07	18.47 ± 7.03
AZUS	07/15/87	13	1.72 ± 1.13	19.06 ± 4.65	0.00 ± 0.00	9.52 ± 1.25	0.00 ± 0.00	0.00 ± 0.00	0.00 ± 0.00	0.00 ± 0.00	30.31 ± 4.92	48.80 ± 4.36	18.49 ± 6.57
AZUS	07/15/87	17	0.22 ± 0.67	11.71 ± 2.90	0.00 ± 0.00	10.45 ± 1.02	4.33 ± 1.42	0.00 ± 0.00	0.00 ± 0.00	0.00 ± 0.00	26.72 ± 3.45	39.15 ± 2.19	12.43 ± 4.09
AZUS	08/27/87	00	1.76 ± 0.80	13.13 ± 3.43	0.00 ± 0.00	7.99 ± 0.79	5.62 ± 1.54	0.00 ± 0.00	0.00 ± 0.00	0.44 ± 0.48	28.94 ± 3.98	52.17 ± 3.09	23.23 ± 5.04
AZUS	08/27/87	05	5.89 ± 1.09	17.31 ± 4.52	0.00 ± 0.00	8.31 ± 1.05	8.81 ± 2.00	0.00 ± 0.00	0.00 ± 0.00	0.82 ± 0.61	41.14 ± 5.20	61.27 ± 3.94	20.13 ± 6.52
AZUS	08/27/87	09	7.82 ± 1.62	27.92 ± 6.82	0.00 ± 0.00	7.87 ± 1.57	0.09 ± 2.83	0.00 ± 0.00	0.00 ± 0.00	0.25 ± 0.65	43.95 ± 7.69	65.27 ± 4.11	21.32 ± 8.72
AZUS	08/27/87	13	7.46 ± 1.39	23.48 ± 5.60	0.00 ± 0.00	7.74 ± 1.26	0.00 ± 0.00	0.00 ± 0.00	0.00 ± 0.00	0.00 ± 0.00	38.68 ± 5.88	59.97 ± 3.93	21.29 ± 7.07
AZUS	08/27/87	17	1.48 ± 0.74	12.98 ± 3.10	0.00 ± 0.00	8.58 ± 0.77	0.00 ± 0.00	0.00 ± 0.00	0.00 ± 0.00	1.12 ± 0.37	24.16 ± 3.32	35.48 ± 2.27	11.32 ± 4.02
AZUS	08/28/87	00	1.97 ± 1.17	20.81 ± 4.98	0.00 ± 0.00	7.72 ± 1.09	2.43 ± 2.16	0.00 ± 0.00	0.00 ± 0.00	0.76 ± 0.49	33.69 ± 5.67	37.26 ± 3.09	3.57 ± 6.46
AZUS	08/28/87	05	8.16 ± 1.73	30.34 ± 7.14	0.00 ± 0.00	7.64 ± 1.69	9.61 ± 3.11	0.00 ± 0.00	0.00 ± 0.00	1.50 ± 0.65	57.26 ± 8.11	74.35 ± 3.92	17.09 ± 9.01

Table B-1 (continued)
Individual Source Contributions to $PM_{2.5}$ Mass at SCAQS Sites Between 6/19/87 to 12/11/87

Site[a]	Date/Time[b]		Primary Geological SCE ± σ[c] (μg/m³)	Primary Motor Veh. Exhaust SCE ± σ (μg/m³)	Vegetative Burning SCE ± σ (μg/m³)	Secondary Sulfate SCE ± σ (μg/m³)	Secondary Nitrate SCE ± σ (μg/m³)	Construction (Limestone) SCE ± σ (μg/m³)	Oil Combustion S CE ± σ (μg/m³)	Marine Aerosol SCE ± σ (μg/m³)	Calculated Mass ± σ (μg/m³)	Measured Mass ± σ (μg/m³)	Unexplained Mass ± σ (μg/m³)
AZUS	08/28/87	09	6.99 ± 1.85	32.99 ± 7.73	0.00 ± 0.00	9.74 ± 2.20	8.80 ± 3.38	0.00 ± 0.00	0.00 ± 0.00	0.35 ± 0.64	58.87 ± 8.79	29.81 ± 4.00	-29.06 ± 9.66
AZUS	08/28/87	13	4.80 ± 1.49	26.25 ± 6.23	0.00 ± 0.00	14.36 ± 2.49	0.00 ± 0.00	0.00 ± 0.00	0.00 ± 0.00	0.59 ± 0.61	46.00 ± 6.62	75.74 ± 3.89	29.74 ± 7.68
AZUS	08/28/87	17	7.50 ± 1.14	19.51 ± 4.61	0.00 ± 0.00	9.11 ± 1.19	9.12 ± 2.16	0.00 ± 0.00	0.00 ± 0.00	2.56 ± 0.48	47.80 ± 5.35	54.41 ± 2.27	6.61 ± 5.81
AZUS	08/29/87	00	0.78 ± 0.78	12.88 ± 3.34	0.00 ± 0.00	9.88 ± 1.08	14.51 ± 1.83	0.00 ± 0.00	0.00 ± 0.00	0.00 ± 0.00	38.05 ± 3.95	49.29 ± 3.14	11.24 ± 5.05
AZUS	08/29/87	05	1.50 ± 1.35	23.89 ± 5.85	0.00 ± 0.00	12.34 ± 2.10	18.29 ± 2.89	0.00 ± 0.00	0.00 ± 0.00	0.29 ± 0.61	56.31 ± 6.85	65.91 ± 3.92	9.60 ± 7.89
AZUS	08/29/87	09	2.36 ± 1.27	22.02 ± 5.50	0.00 ± 0.00	24.50 ± 5.02	11.50 ± 2.86	0.00 ± 0.00	0.00 ± 0.00	0.50 ± 0.62	60.89 ± 6.74	88.20 ± 3.94	27.31 ± 7.81
AZUS	08/29/87	13	1.53 ± 1.06	17.66 ± 4.52	0.00 ± 0.00	36.08 ± 7.65	0.00 ± 0.00	0.00 ± 0.00	0.00 ± 0.00	0.02 ± 0.61	55.28 ± 5.44	85.75 ± 4.03	30.47 ± 6.77
AZUS	08/29/87	17	0.91 ± 0.76	13.45 ± 3.33	0.00 ± 0.00	18.10 ± 2.49	7.15 ± 1.79	0.00 ± 0.00	0.00 ± 0.00	0.00 ± 0.00	39.61 ± 4.17	56.81 ± 2.19	17.20 ± 4.71
AZUS	09/02/87	00	3.54 ± 0.66	9.59 ± 2.52	0.00 ± 0.00	1.96 ± 0.21	0.00 ± 0.00	0.00 ± 0.00	0.00 ± 0.00	0.00 ± 0.00	15.09 ± 2.64	20.82 ± 3.01	5.73 ± 4.00
AZUS	09/02/87	05	11.61 ± 0.91	8.49 ± 2.51	0.00 ± 0.00	1.44 ± 0.21	0.00 ± 0.00	0.00 ± 0.00	0.00 ± 0.00	0.00 ± 0.00	21.53 ± 2.71	26.95 ± 3.93	5.42 ± 4.77
AZUS	09/02/87	09	3.91 ± 0.63	6.11 ± 2.02	0.00 ± 0.00	1.59 ± 0.16	0.00 ± 0.00	0.00 ± 0.00	0.00 ± 0.00	0.00 ± 0.00	11.61 ± 2.16	17.89 ± 4.00	6.28 ± 4.55
AZUS	09/02/87	13	9.79 ± 1.20	18.56 ± 4.52	0.00 ± 0.00	4.84 ± 0.70	0.00 ± 0.00	0.00 ± 0.00	0.00 ± 0.00	0.00 ± 0.00	33.20 ± 4.75	56.20 ± 3.67	23.00 ± 6.00
AZUS	09/02/87	17	2.87 ± 0.65	10.75 ± 2.58	0.00 ± 0.00	4.79 ± 0.35	0.00 ± 0.00	0.00 ± 0.00	0.00 ± 0.00	0.98 ± 0.36	19.39 ± 2.75	30.18 ± 2.26	10.79 ± 3.56
AZUS	09/03/87	00	3.56 ± 0.64	8.66 ± 2.37	0.00 ± 0.00	5.32 ± 0.37	0.00 ± 0.00	0.00 ± 0.00	0.00 ± 0.00	1.25 ± 0.49	18.79 ± 2.57	24.40 ± 3.25	5.61 ± 4.14
AZUS	09/03/87	05	4.74 ± 0.98	15.32 ± 3.87	0.00 ± 0.00	6.05 ± 0.68	0.00 ± 0.00	0.00 ± 0.00	0.00 ± 0.00	1.05 ± 0.61	27.16 ± 4.12	39.52 ± 3.93	12.36 ± 5.69
AZUS	09/03/87	09	7.79 ± 1.11	16.59 ± 4.20	0.00 ± 0.00	7.98 ± 0.94	0.00 ± 0.00	0.00 ± 0.00	0.00 ± 0.00	0.90 ± 0.63	33.27 ± 4.49	56.50 ± 4.08	23.23 ± 6.07
AZUS	09/03/87	13	9.61 ± 0.91	10.46 ± 2.94	0.00 ± 0.00	8.69 ± 0.75	0.00 ± 0.00	0.00 ± 0.00	0.00 ± 0.00	1.39 ± 0.60	30.15 ± 3.25	37.77 ± 3.93	7.62 ± 5.10
AZUS	09/03/87	17	0.94 ± 0.47	7.30 ± 1.89	0.00 ± 0.00	6.97 ± 0.41	0.00 ± 0.00	0.00 ± 0.00	0.00 ± 0.00	1.27 ± 0.36	16.48 ± 2.08	21.28 ± 2.19	4.80 ± 3.02
BURK	06/19/87	00	0.00 ± 0.00	9.48 ± 2.64	0.00 ± 0.00	1.94 ± 0.21	0.11 ± 1.01	0.00 ± 0.00	0.00 ± 0.00	2.47 ± 0.31	14.00 ± 2.88	23.56 ± 3.01	9.56 ± 4.17
BURK	06/19/87	05	0.00 ± 0.00	18.46 ± 4.59	0.00 ± 0.00	4.34 ± 0.67	5.08 ± 1.92	0.00 ± 0.00	0.00 ± 0.00	2.18 ± 0.58	30.07 ± 5.07	43.12 ± 3.98	13.05 ± 6.45
BURK	06/19/87	09	1.18 ± 0.93	15.25 ± 4.14	0.00 ± 0.00	10.22 ± 1.23	4.14 ± 1.79	0.00 ± 0.00	0.00 ± 0.00	1.24 ± 0.53	32.02 ± 4.77	49.65 ± 3.90	17.63 ± 6.16
BURK	06/19/87	13	0.00 ± 0.00	11.00 ± 3.02	0.00 ± 0.00	8.20 ± 0.72	0.00 ± 0.00	0.00 ± 0.00	0.00 ± 0.00	1.62 ± 0.60	20.82 ± 3.20	36.06 ± 3.98	15.24 ± 5.11
BURK	06/19/87	17	0.00 ± 0.00	9.80 ± 2.37	0.00 ± 0.00	5.56 ± 0.40	2.49 ± 1.10	0.00 ± 0.00	0.00 ± 0.00	1.52 ± 0.32	19.36 ± 2.71	28.48 ± 2.13	9.12 ± 3.45
BURK	06/24/87	00	0.80 ± 0.00	13.46 ± 3.32	0.00 ± 0.00	22.97 ± 3.66	7.11 ± 1.91	0.00 ± 0.00	0.00 ± 0.00	1.21 ± 0.47	44.75 ± 4.30	43.43 ± 2.94	-1.32 ± 5.21
BURK	06/24/87	05	0.48 ± 0.92	14.95 ± 3.93	0.00 ± 0.00	23.90 ± 4.14	8.50 ± 2.16	0.00 ± 0.00	0.00 ± 0.00	1.61 ± 0.62	49.45 ± 5.05	75.03 ± 3.92	25.58 ± 6.39
BURK	06/24/87	09	0.00 ± 0.00	22.72 ± 5.39	0.00 ± 0.00	27.00 ± 5.21	0.00 ± 0.00	0.00 ± 0.00	0.00 ± 0.00	1.42 ± 0.60	51.14 ± 5.89	86.60 ± 3.84	35.46 ± 7.03
BURK	06/24/87	13	0.00 ± 0.00	19.06 ± 4.72	0.00 ± 0.00	29.84 ± 5.69	0.00 ± 0.00	0.00 ± 0.00	0.00 ± 0.00	1.00 ± 0.60	49.90 ± 5.32	82.72 ± 4.01	32.82 ± 6.66
BURK	06/24/87	17	0.00 ± 0.00	4.90 ± 1.45	0.00 ± 0.00	13.79 ± 1.33	9.71 ± 1.17	0.00 ± 0.00	0.00 ± 0.00	1.10 ± 0.35	29.51 ± 2.21	46.44 ± 2.17	16.93 ± 3.10
BURK	06/25/87	00	0.00 ± 0.00	9.73 ± 2.62	0.00 ± 0.00	17.65 ± 2.48	17.30 ± 1.96	0.00 ± 0.00	0.00 ± 0.00	0.01 ± 0.45	44.70 ± 3.66	63.87 ± 3.05	19.17 ± 4.76
BURK	06/25/87	05	0.00 ± 0.00	16.70 ± 4.10	0.00 ± 0.00	21.22 ± 3.89	20.92 ± 2.69	0.00 ± 0.00	0.00 ± 0.00	0.60 ± 0.57	59.43 ± 5.32	79.72 ± 3.96	20.29 ± 6.63

Table B-1 (continued)
Individual Source Contributions to $PM_{2.5}$ Mass at SCAQS Sites Between 6/19/87 to 12/11/87

Site[a]	Date/Time[b]		Primary Geological SCE ± σ (μg/m³)	Primary Motor Veh. Exhaust SCE ± σ (μg/m³)	Vegetative Burning SCE ± σ (μg/m³)	Secondary Sulfate SCE ± σ (μg/m³)	Secondary Nitrate SCE ± σ (μg/m³)	Construction (Limestone) SCE ± σ (μg/m³)	Oil Combustion S CE ± σ (μg/m³)	Marine Aerosol SCE ± σ (μg/m³)	Calculated Mass ± σ (μg/m³)	Measured Mass ± σ (μg/m³)	Unexplained Mass ± σ (μg/m³)
BURK	06/25/87	09	0.00 ± 0.00	20.65 ± 5.08	0.00 ± 0.00	21.81 ± 4.02	4.05 ± 2.55	0.00 ± 0.00	0.00 ± 0.00	1.13 ± 0.60	47.63 ± 6.05	84.04 ± 3.93	36.41 ± 7.21
BURK	06/25/87	13	0.00 ± 0.00	14.03 ± 3.57	0.00 ± 0.00	22.66 ± 3.29	0.00 ± 0.00	0.00 ± 0.00	0.00 ± 0.00	0.78 ± 0.57	37.47 ± 4.04	60.71 ± 3.84	23.24 ± 5.57
BURK	06/25/87	17	0.00 ± 0.00	9.07 ± 2.34	0.00 ± 0.00	9.24 ± 0.82	9.07 ± 1.36	0.00 ± 0.00	0.00 ± 0.00	0.25 ± 0.33	28.24 ± 2.88	42.12 ± 2.20	13.88 ± 3.62
BURK	07/13/87	00	0.00 ± 0.00	12.09 ± 3.16	0.00 ± 0.00	2.54 ± 0.31	0.06 ± 1.32	0.00 ± 0.00	0.00 ± 0.00	0.33 ± 0.39	15.82 ± 3.49	16.73 ± 2.98	0.91 ± 4.59
BURK	07/13/87	05	0.00 ± 0.00	15.92 ± 3.95	0.00 ± 0.00	3.32 ± 0.49	2.87 ± 1.65	0.00 ± 0.00	0.00 ± 0.00	0.00 ± 0.00	22.11 ± 4.33	31.88 ± 3.82	9.77 ± 5.77
BURK	07/13/87	09	0.00 ± 0.00	15.75 ± 3.81	0.00 ± 0.00	6.15 ± 0.70	0.00 ± 0.00	0.00 ± 0.00	0.00 ± 0.00	0.00 ± 0.00	21.90 ± 3.91	31.80 ± 3.85	9.90 ± 5.49
BURK	07/13/87	13	0.00 ± 0.00	13.03 ± 3.30	0.00 ± 0.00	4.58 ± 0.48	0.00 ± 0.00	0.00 ± 0.00	0.00 ± 0.00	0.00 ± 0.00	17.61 ± 3.37	28.47 ± 3.87	10.86 ± 5.13
BURK	07/13/87	17	0.00 ± 0.00	8.56 ± 2.09	0.00 ± 0.00	3.05 ± 0.19	0.00 ± 0.00	0.00 ± 0.00	0.00 ± 0.00	0.70 ± 0.30	12.32 ± 2.16	13.88 ± 2.21	1.56 ± 3.09
BURK	07/14/87	00	0.00 ± 0.00	10.33 ± 2.67	0.00 ± 0.00	4.76 ± 0.38	2.28 ± 1.17	0.00 ± 0.00	0.00 ± 0.00	0.27 ± 0.45	17.64 ± 3.01	19.21 ± 3.05	1.57 ± 4.29
BURK	07/14/87	05	0.00 ± 0.00	16.43 ± 4.02	0.00 ± 0.00	9.73 ± 1.20	8.10 ± 1.92	0.00 ± 0.00	0.00 ± 0.00	0.00 ± 0.00	34.25 ± 4.59	39.71 ± 3.87	5.46 ± 6.00
BURK	07/14/87	09	0.00 ± 0.00	23.01 ± 5.27	0.00 ± 0.00	16.57 ± 2.66	0.00 ± 0.00	0.00 ± 0.00	0.00 ± 0.00	0.42 ± 0.58	40.01 ± 5.55	55.95 ± 3.84	15.94 ± 6.75
BURK	07/14/87	13	0.00 ± 0.00	14.52 ± 3.67	0.00 ± 0.00	11.68 ± 1.29	0.00 ± 0.00	0.00 ± 0.00	0.00 ± 0.00	0.00 ± 0.00	26.20 ± 3.84	36.55 ± 3.87	10.35 ± 5.45
BURK	07/14/87	17	0.00 ± 0.00	6.94 ± 3.35	0.00 ± 0.00	6.90 ± 0.49	4.13 ± 1.00	0.00 ± 0.00	0.00 ± 0.00	0.02 ± 0.32	17.99 ± 3.58	27.45 ± 2.17	9.46 ± 4.19
BURK	07/15/87	00	0.00 ± 0.00	8.50 ± 2.40	0.00 ± 0.00	13.34 ± 1.38	8.04 ± 1.34	0.00 ± 0.00	0.00 ± 0.00	0.00 ± 0.00	29.88 ± 2.99	40.66 ± 3.06	10.78 ± 4.28
BURK	07/15/87	05	0.00 ± 0.00	13.93 ± 3.58	0.00 ± 0.00	13.15 ± 1.67	10.15 ± 1.87	0.00 ± 0.00	0.00 ± 0.00	0.00 ± 0.00	37.22 ± 4.24	52.28 ± 3.86	15.06 ± 5.73
BURK	07/15/87	09	0.00 ± 0.00	19.87 ± 4.82	0.00 ± 0.00	20.67 ± 3.63	2.81 ± 2.42	0.00 ± 0.00	0.00 ± 0.00	0.00 ± 0.00	43.34 ± 5.72	65.16 ± 3.85	21.82 ± 6.89
BURK	07/15/87	13	0.00 ± 0.00	17.24 ± 4.21	0.00 ± 0.00	12.24 ± 1.52	0.00 ± 0.00	0.00 ± 0.00	0.00 ± 0.00	0.00 ± 0.00	29.48 ± 4.39	48.04 ± 3.85	18.56 ± 5.84
BURK	07/15/87	17	0.00 ± 0.00	10.23 ± 2.54	0.00 ± 0.00	13.41 ± 1.49	10.98 ± 1.56	0.00 ± 0.00	0.00 ± 0.00	0.00 ± 0.00	34.62 ± 3.22	49.65 ± 2.19	15.03 ± 3.89
BURK	08/27/87	00	0.00 ± 0.00	7.47 ± 2.13	0.00 ± 0.00	8.72 ± 0.71	7.77 ± 1.17	0.00 ± 0.00	0.00 ± 0.00	0.52 ± 0.39	24.48 ± 2.60	32.48 ± 2.96	8.00 ± 3.94
BURK	08/27/87	05	0.00 ± 0.00	14.66 ± 3.85	0.00 ± 0.00	8.04 ± 0.90	2.16 ± 1.67	0.00 ± 0.00	0.00 ± 0.00	0.31 ± 0.60	25.17 ± 4.34	49.61 ± 3.87	24.44 ± 5.81
BURK	08/27/87	09	0.00 ± 0.00	10.98 ± 6.39	0.00 ± 0.00	9.04 ± 1.09	9.37 ± 1.68	0.00 ± 0.00	0.00 ± 0.00	0.34 ± 0.60	29.73 ± 6.72	52.03 ± 3.95	22.30 ± 7.79
BURK	08/27/87	13	0.00 ± 0.00	12.98 ± 3.43	0.00 ± 0.00	6.55 ± 0.64	0.00 ± 0.00	0.00 ± 0.00	0.00 ± 0.00	0.52 ± 0.53	20.05 ± 3.56	33.67 ± 3.92	13.62 ± 5.30
BURK	08/27/87	17	0.00 ± 0.00	11.41 ± 2.78	0.00 ± 0.00	7.56 ± 0.65	3.03 ± 1.30	0.00 ± 0.00	0.00 ± 0.00	0.80 ± 0.31	22.79 ± 3.19	28.99 ± 2.15	6.20 ± 3.85
BURK	08/28/87	00	0.00 ± 0.00	12.76 ± 3.25	0.00 ± 0.00	6.92 ± 0.66	3.41 ± 1.45	0.00 ± 0.00	0.00 ± 0.00	0.14 ± 0.48	23.23 ± 3.68	30.95 ± 3.10	7.72 ± 4.81
BURK	08/28/87	05	0.00 ± 0.00	20.70 ± 5.01	0.00 ± 0.00	7.22 ± 1.06	8.69 ± 2.24	0.00 ± 0.00	0.00 ± 0.00	0.39 ± 0.60	37.00 ± 5.62	49.81 ± 3.75	12.81 ± 6.76
BURK	08/28/87	09	0.00 ± 0.00	24.59 ± 5.83	0.00 ± 0.00	9.19 ± 1.52	3.21 ± 2.55	0.00 ± 0.00	0.00 ± 0.00	0.52 ± 0.62	37.52 ± 6.51	58.91 ± 3.60	21.39 ± 7.44
BURK	08/28/87	13	0.00 ± 0.00	16.95 ± 4.20	0.00 ± 0.00	13.22 ± 1.66	0.00 ± 0.00	0.00 ± 0.00	0.00 ± 0.00	0.80 ± 0.60	30.96 ± 4.44	47.57 ± 3.85	16.61 ± 5.88
BURK	08/28/87	17	0.00 ± 0.00	12.06 ± 2.89	0.00 ± 0.00	7.02 ± 0.62	8.26 ± 1.46	0.00 ± 0.00	0.00 ± 0.00	0.66 ± 0.36	27.99 ± 3.35	34.44 ± 2.21	6.45 ± 4.01
BURK	08/29/87	00	0.00 ± 0.00	18.85 ± 4.43	0.00 ± 0.00	7.55 ± 0.98	12.23 ± 2.14	0.00 ± 0.00	0.00 ± 0.00	0.00 ± 0.00	38.63 ± 5.02	39.51 ± 3.04	0.88 ± 5.87
BURK	08/29/87	05	0.00 ± 0.00	21.85 ± 5.27	0.00 ± 0.00	12.84 ± 2.09	19.96 ± 2.79	0.00 ± 0.00	0.00 ± 0.00	0.00 ± 0.00	54.65 ± 6.14	58.79 ± 3.97	4.14 ± 7.31

Table B-1 (continued)
Individual Source Contributions to $PM_{2.5}$ Mass at SCAQS Sites Between 6/19/87 to 12/11/87

Site[a]	Date/Time[b]		Primary Geological SCE ± σ (μg/m³)	Primary Motor Veh. Exhaust SCE ± σ (μg/m³)	Vegetative Burning SCE ± σ (μg/m³)	Secondary Sulfate SCE ± σ (μg/m³)	Secondary Nitrate SCE ± σ (μg/m³)	Construction (Limestone) SCE ± σ (μg/m³)	Oil Combustion S CE ± σ (μg/m³)	Marine Aerosol SCE ± σ (μg/m³)	Calculated Mass ± σ (μg/m³)	Measured Mass ± σ (μg/m³)	Unexplained Mass ± σ (μg/m³)
BURK	08/29/87	09	0.00 ± 0.00	24.53 ± 5.85	0.00 ± 0.00	22.18 ± 5.78	7.68 ± 3.55	0.00 ± 0.00	0.00 ± 0.00	0.00 ± 0.00	54.40 ± 7.25	82.57 ± 3.96	28.17 ± 8.26
BURK	08/29/87	13	0.00 ± 0.00	17.24 ± 4.28	0.00 ± 0.00	27.98 ± 8.34	0.00 ± 0.00	0.00 ± 0.00	0.00 ± 0.00	0.00 ± 0.00	45.22 ± 5.16	69.51 ± 3.97	24.29 ± 6.51
BURK	08/29/87	17	0.00 ± 0.00	14.15 ± 3.32	0.00 ± 0.00	15.23 ± 2.60	6.97 ± 2.11	0.00 ± 0.00	0.00 ± 0.00	0.00 ± 0.00	36.35 ± 4.25	48.48 ± 2.15	12.13 ± 4.76
BURK	09/02/87	00	0.60 ± 0.67	11.11 ± 2.91	0.00 ± 0.00	1.05 ± 0.23	0.00 ± 0.00	0.00 ± 0.00	0.00 ± 0.00	0.00 ± 0.00	12.75 ± 3.02	20.99 ± 2.98	8.24 ± 4.24
BURK	09/02/87	05	1.31 ± 0.97	16.91 ± 4.18	0.00 ± 0.00	0.78 ± 0.45	0.00 ± 0.00	0.00 ± 0.00	0.00 ± 0.00	0.00 ± 0.00	19.01 ± 4.34	30.93 ± 3.86	11.92 ± 5.81
BURK	09/02/87	09	1.00 ± 0.09	13.86 ± 3.65	0.00 ± 0.00	2.35 ± 0.39	0.00 ± 0.00	0.00 ± 0.00	0.00 ± 0.00	0.00 ± 0.00	17.81 ± 3.80	26.91 ± 3.97	9.10 ± 5.50
BURK	09/02/87	13	0.00 ± 0.00	13.80 ± 3.54	0.00 ± 0.00	3.13 ± 0.41	0.00 ± 0.00	0.00 ± 0.00	0.00 ± 0.00	0.00 ± 0.00	16.92 ± 3.60	26.63 ± 3.94	9.71 ± 5.34
BURK	09/02/87	17	0.32 ± 0.58	9.78 ± 2.46	0.00 ± 0.00	4.12 ± 0.28	0.00 ± 0.00	0.00 ± 0.00	0.00 ± 0.00	1.39 ± 0.34	15.60 ± 2.61	24.31 ± 2.20	8.71 ± 3.41
BURK	09/03/87	00	0.00 ± 0.00	11.49 ± 2.97	0.00 ± 0.00	5.58 ± 0.48	1.56 ± 1.28	0.00 ± 0.00	0.00 ± 0.00	1.70 ± 0.45	20.33 ± 3.34	27.80 ± 3.07	7.47 ± 4.54
BURK	09/03/87	05	0.00 ± 0.00	13.56 ± 3.60	0.00 ± 0.00	5.76 ± 0.60	3.74 ± 1.51	0.00 ± 0.00	0.00 ± 0.00	1.08 ± 0.53	24.14 ± 4.02	37.63 ± 3.85	13.49 ± 5.57
BURK	09/03/87	09	0.00 ± 0.00	18.33 ± 4.50	0.00 ± 0.00	10.47 ± 1.33	0.00 ± 0.00	0.00 ± 0.00	0.00 ± 0.00	1.06 ± 0.55	29.86 ± 4.67	49.71 ± 3.89	19.85 ± 6.08
BURK	09/03/87	13	0.00 ± 0.00	11.36 ± 3.14	0.00 ± 0.00	11.87 ± 1.16	0.00 ± 0.00	0.00 ± 0.00	0.00 ± 0.00	1.19 ± 0.54	24.44 ± 3.36	37.21 ± 3.93	12.77 ± 5.17
BURK	09/03/87	17	0.00 ± 0.00	6.70 ± 1.83	0.00 ± 0.00	11.99 ± 1.02	4.56 ± 1.02	0.00 ± 0.00	0.00 ± 0.00	1.51 ± 0.33	24.77 ± 2.35	35.13 ± 2.19	10.36 ± 3.21
BURK	11/11/87	00	0.00 ± 0.00	23.24 ± 4.11	0.00 ± 0.00	0.00 ± 0.00	0.00 ± 0.00	0.00 ± 0.00	0.00 ± 0.00	0.43 ± 0.16	23.67 ± 4.11	28.35 ± 2.74	4.68 ± 4.94
BURK	11/11/87	06	0.00 ± 0.00	17.18 ± 3.49	0.00 ± 0.00	0.00 ± 0.00	0.00 ± 0.00	0.00 ± 0.00	0.00 ± 0.00	0.33 ± 0.19	17.52 ± 3.49	26.95 ± 4.16	9.43 ± 5.43
BURK	11/11/87	10	0.29 ± 0.79	7.29 ± 2.36	0.00 ± 0.00	0.23 ± 0.18	0.00 ± 0.00	0.00 ± 0.00	0.00 ± 0.00	0.09 ± 0.12	7.91 ± 2.52	14.38 ± 4.27	6.47 ± 4.96
BURK	11/11/87	14	0.00 ± 0.00	6.66 ± 2.13	0.00 ± 0.00	0.32 ± 0.16	0.00 ± 0.00	0.00 ± 0.00	0.00 ± 0.00	0.25 ± 0.17	7.23 ± 2.17	12.56 ± 4.18	5.33 ± 4.71
BURK	11/11/87	18	0.00 ± 0.00	21.70 ± 4.09	0.00 ± 0.00	0.00 ± 0.00	0.42 ± 2.09	0.00 ± 0.00	0.00 ± 0.00	0.09 ± 0.15	22.21 ± 4.59	35.67 ± 2.76	13.46 ± 5.36
BURK	11/12/87	00	0.00 ± 0.00	17.38 ± 3.21	0.00 ± 0.00	0.00 ± 0.00	0.00 ± 0.00	0.00 ± 0.00	0.00 ± 0.00	0.16 ± 0.13	17.54 ± 3.22	27.70 ± 2.72	10.16 ± 4.22
BURK	11/12/87	06	0.00 ± 0.00	20.94 ± 4.06	0.00 ± 0.00	0.00 ± 0.00	0.00 ± 0.00	0.00 ± 0.00	0.00 ± 0.00	0.67 ± 0.21	21.61 ± 4.07	34.15 ± 4.16	12.54 ± 5.82
BURK	11/12/87	10	0.00 ± 0.00	19.10 ± 4.05	0.00 ± 0.00	0.00 ± 0.00	16.33 ± 2.23	0.00 ± 0.00	0.00 ± 0.00	0.41 ± 0.20	35.83 ± 4.63	48.06 ± 4.17	12.23 ± 6.23
BURK	11/12/87	14	0.00 ± 0.00	28.53 ± 6.53	0.00 ± 0.00	2.98 ± 1.14	46.77 ± 4.33	0.00 ± 0.00	0.00 ± 0.00	0.61 ± 0.23	78.89 ± 7.91	108.82 ± 4.21	29.93 ± 8.96
BURK	11/12/87	18	0.00 ± 0.00	38.14 ± 6.70	0.00 ± 0.00	0.00 ± 0.00	29.19 ± 4.17	0.00 ± 0.00	0.00 ± 0.00	0.88 ± 0.23	68.22 ± 7.90	83.27 ± 2.78	15.05 ± 8.37
BURK	11/13/87	00	0.00 ± 0.00	39.55 ± 8.01	0.00 ± 0.00	5.36 ± 1.98	17.35 ± 3.99	0.00 ± 0.00	0.00 ± 0.00	1.06 ± 0.23	63.33 ± 9.06	70.86 ± 2.77	7.53 ± 9.47
BURK	11/13/87	06	0.00 ± 0.00	29.26 ± 6.56	0.00 ± 0.00	10.44 ± 2.09	32.71 ± 3.78	0.00 ± 0.00	0.00 ± 0.00	0.76 ± 0.23	73.16 ± 7.71	92.27 ± 4.16	19.11 ± 8.76
BURK	11/13/87	10	0.00 ± 0.00	37.63 ± 8.12	0.00 ± 0.00	16.08 ± 4.08	47.81 ± 5.15	0.00 ± 0.00	0.00 ± 0.00	0.98 ± 0.27	102.50 ± 9.83	137.17 ± 4.30	34.67 ± 10.73
BURK	11/13/87	14	0.00 ± 0.00	21.67 ± 5.24	0.00 ± 0.00	17.15 ± 3.13	23.27 ± 3.02	0.00 ± 0.00	0.00 ± 0.00	0.86 ± 0.23	62.95 ± 6.31	82.10 ± 4.22	19.15 ± 7.59
BURK	11/13/87	18	0.00 ± 0.00	15.83 ± 3.67	0.00 ± 0.00	5.77 ± 0.63	10.87 ± 1.80	0.00 ± 0.00	0.00 ± 0.00	0.93 ± 0.16	33.39 ± 4.17	37.05 ± 2.67	3.66 ± 4.95
BURK	12/03/87	00	0.00 ± 0.00	68.87 ± 13.42	0.00 ± 0.00	2.14 ± 5.09	48.05 ± 7.36	0.00 ± 0.00	0.00 ± 0.00	0.16 ± 0.31	119.22 ± 15.47	153.25 ± 2.76	34.03 ± 15.71
BURK	12/03/87	06	0.00 ± 0.00	59.53 ± 12.07	0.00 ± 0.00	4.06 ± 4.10	62.95 ± 7.22	0.00 ± 0.00	0.00 ± 0.00	0.17 ± 0.31	126.71 ± 14.21	171.15 ± 4.25	44.44 ± 14.83

Table B-1 (continued)
Individual Source Contributions to $PM_{2.5}$ Mass at SCAQS Sites Between 6/19/87 to 12/11/87

Site[a]	Date/Time[b]		Primary Geological SCE ± σ (μg/m³)	Primary Motor Veh. Exhaust SCE ± σ (μg/m³)	Vegetative Burning SCE ± σ (μg/m³)	Secondary Sulfate SCE ± σ (μg/m³)	Secondary Nitrate SCE ± σ (μg/m³)	Construction (Limestone) SCE ± σ (μg/m³)	Oil Combustion S CE ± σ (μg/m³)	Marine Aerosol SCE ± σ (μg/m³)	Calculated Mass ± σ (μg/m³)	Measured Mass ± σ (μg/m³)	Unexplained Mass ± σ (μg/m³)
BURK	12/03/87	10	0.00 ± 0.00	22.75 ± 5.45	0.00 ± 0.00	2.01 ± 0.76	33.83 ± 3.28	0.00 ± 0.00	0.00 ± 0.00	0.10 ± 0.15	58.69 ± 6.43	79.90 ± 4.21	21.21 ± 7.69
BURK	12/03/87	14	0.00 ± 0.00	35.18 ± 7.70	0.00 ± 0.00	6.92 ± 1.98	65.27 ± 5.77	0.00 ± 0.00	0.00 ± 0.00	0.13 ± 0.20	107.50 ± 9.72	150.24 ± 4.28	42.74 ± 10.62
BURK	12/03/87	18	0.00 ± 0.00	60.33 ± 11.80	0.00 ± 0.00	2.71 ± 3.96	40.17 ± 6.39	0.00 ± 0.00	0.00 ± 0.00	0.12 ± 0.29	103.33 ± 13.57	128.28 ± 2.75	24.95 ± 13.85
BURK	12/10/87	00	0.00 ± 0.00	44.19 ± 7.69	0.00 ± 0.00	0.00 ± 0.00	5.46 ± 4.21	0.00 ± 0.00	0.00 ± 0.00	0.09 ± 0.22	49.75 ± 8.77	59.97 ± 2.69	10.22 ± 9.17
BURK	12/10/87	06	0.00 ± 0.00	30.15 ± 5.83	0.00 ± 0.00	0.00 ± 0.00	0.42 ± 2.92	0.00 ± 0.00	0.00 ± 0.00	0.23 ± 0.22	30.81 ± 6.53	55.39 ± 4.24	24.58 ± 7.79
BURK	12/10/87	10	0.00 ± 0.00	14.13 ± 3.29	0.00 ± 0.00	0.00 ± 0.00	5.75 ± 1.51	0.00 ± 0.00	0.00 ± 0.00	0.21 ± 0.18	20.09 ± 3.63	38.93 ± 4.19	18.84 ± 5.54
BURK	12/10/87	14	0.00 ± 0.00	21.01 ± 5.09	0.00 ± 0.00	0.26 ± 0.63	31.76 ± 3.06	0.00 ± 0.00	0.00 ± 0.00	0.48 ± 0.20	53.51 ± 6.00	66.83 ± 4.16	13.32 ± 7.30
BURK	12/10/87	18	0.00 ± 0.00	42.10 ± 7.38	0.00 ± 0.00	0.00 ± 0.00	15.14 ± 4.14	0.00 ± 0.00	0.00 ± 0.00	0.35 ± 0.22	57.59 ± 8.47	65.01 ± 2.81	7.42 ± 8.92
BURK	12/11/87	00	0.00 ± 0.00	25.81 ± 4.77	0.00 ± 0.00	0.00 ± 0.00	7.84 ± 2.53	0.00 ± 0.00	0.00 ± 0.00	0.37 ± 0.17	34.02 ± 5.40	67.25 ± 2.77	33.23 ± 6.07
BURK	12/11/87	06	0.00 ± 0.00	38.59 ± 7.17	0.00 ± 0.00	0.00 ± 0.00	5.51 ± 3.72	0.00 ± 0.00	0.00 ± 0.00	0.00 ± 0.00	44.09 ± 8.08	57.33 ± 4.14	13.24 ± 9.08
BURK	12/11/87	10	0.00 ± 0.00	28.28 ± 5.52	0.00 ± 0.00	0.00 ± 0.00	20.48 ± 3.11	0.00 ± 0.00	0.00 ± 0.00	0.00 ± 0.00	48.76 ± 6.34	87.58 ± 4.20	38.82 ± 7.60
BURK	12/11/87	14	0.00 ± 0.00	53.24 ± 10.97	0.00 ± 0.00	6.06 ± 3.57	76.71 ± 7.46	0.00 ± 0.00	0.00 ± 0.00	0.00 ± 0.00	136.00 ± 13.40	179.72 ± 4.32	43.72 ± 14.08
BURK	12/11/87	18	0.00 ± 0.00	53.06 ± 9.14	0.00 ± 0.00	0.00 ± 0.00	9.90 ± 5.07	0.00 ± 0.00	0.00 ± 0.00	1.43 ± 0.32	64.40 ± 10.46	102.28 ± 2.72	37.88 ± 10.81
CELA	06/19/87	00	0.00 ± 0.00	8.19 ± 2.22	0.00 ± 0.00	1.58 ± 0.16	0.00 ± 0.00	0.00 ± 0.00	0.00 ± 0.00	2.68 ± 0.31	12.44 ± 2.28	18.60 ± 3.10	6.16 ± 3.85
CELA	06/19/87	05	0.40 ± 1.85	18.00 ± 4.62	0.00 ± 0.00	8.50 ± 1.10	3.01 ± 1.96	0.00 ± 0.00	0.00 ± 0.00	2.18 ± 0.56	32.10 ± 5.26	39.18 ± 3.81	7.08 ± 6.49
CELA	06/19/87	09	0.87 ± 0.91	14.62 ± 3.81	0.00 ± 0.00	10.30 ± 1.12	0.00 ± 0.00	0.00 ± 0.00	0.00 ± 0.00	1.76 ± 0.56	27.55 ± 4.09	39.53 ± 4.01	11.98 ± 5.73
CELA	06/19/87	13	0.14 ± 0.61	8.47 ± 2.53	0.00 ± 0.00	5.21 ± 0.38	0.00 ± 0.00	0.00 ± 0.00	0.00 ± 0.00	1.33 ± 0.51	15.14 ± 2.72	22.79 ± 3.99	7.65 ± 4.83
CELA	06/19/87	17	0.00 ± 0.00	9.53 ± 2.38	0.00 ± 0.00	4.98 ± 0.34	0.72 ± 1.05	0.00 ± 0.00	0.00 ± 0.00	1.85 ± 0.35	17.07 ± 2.69	21.94 ± 2.23	4.87 ± 3.49
CELA	06/24/87	00	0.21 ± 0.70	11.18 ± 2.95	0.00 ± 0.00	23.07 ± 3.58	9.81 ± 1.81	0.00 ± 0.00	0.00 ± 0.00	1.80 ± 0.52	46.07 ± 4.03	61.77 ± 3.11	15.70 ± 5.09
CELA	06/24/87	05	0.00 ± 0.00	18.91 ± 4.64	0.00 ± 0.00	27.44 ± 5.83	17.44 ± 2.85	0.00 ± 0.00	0.00 ± 0.00	2.29 ± 0.66	66.07 ± 5.99	93.02 ± 3.96	26.95 ± 7.18
CELA	06/24/87	09	0.05 ± 1.22	21.43 ± 5.29	0.00 ± 0.00	35.47 ± 7.85	0.00 ± 0.00	0.00 ± 0.00	0.00 ± 0.00	1.69 ± 0.63	58.64 ± 6.14	92.02 ± 3.98	33.38 ± 7.32
CELA	06/24/87	13	0.00 ± 0.00	13.79 ± 3.56	0.00 ± 0.00	24.69 ± 3.77	0.00 ± 0.00	0.00 ± 0.00	0.00 ± 0.00	0.72 ± 0.52	39.19 ± 4.09	59.27 ± 4.00	20.08 ± 5.72
CELA	06/24/87	17	0.18 ± 0.49	7.72 ± 2.10	0.00 ± 0.00	13.31 ± 1.22	2.66 ± 1.10	0.00 ± 0.00	0.00 ± 0.00	0.65 ± 0.34	24.53 ± 2.68	34.58 ± 2.25	10.05 ± 3.50
CELA	06/25/87	00	0.00 ± 0.00	10.89 ± 2.81	0.00 ± 0.00	19.58 ± 2.91	15.25 ± 1.97	0.00 ± 0.00	0.00 ± 0.00	0.31 ± 0.48	46.03 ± 3.86	58.96 ± 3.21	12.93 ± 5.02
CELA	06/25/87	05	0.00 ± 0.00	18.50 ± 4.57	0.00 ± 0.00	23.53 ± 4.82	25.51 ± 3.08	0.00 ± 0.00	0.00 ± 0.00	0.98 ± 0.61	68.52 ± 5.96	91.70 ± 3.98	23.18 ± 7.17
CELA	06/25/87	09	0.00 ± 0.00	20.01 ± 4.91	0.00 ± 0.00	25.35 ± 4.95	3.29 ± 2.56	0.00 ± 0.00	0.00 ± 0.00	0.82 ± 0.61	49.47 ± 6.00	78.94 ± 4.02	29.47 ± 7.22
CELA	06/25/87	13	0.00 ± 0.00	10.73 ± 2.93	0.00 ± 0.00	20.82 ± 2.65	0.00 ± 0.00	0.00 ± 0.00	0.00 ± 0.00	0.50 ± 0.56	32.04 ± 3.40	45.79 ± 3.91	13.75 ± 5.18
CELA	06/25/87	17	0.00 ± 0.00	7.44 ± 2.03	0.00 ± 0.00	10.63 ± 0.87	4.46 ± 1.07	0.00 ± 0.00	0.00 ± 0.00	0.32 ± 0.34	22.84 ± 2.50	33.95 ± 2.26	11.11 ± 3.37
CELA	07/13/87	00	0.00 ± 0.00	11.59 ± 2.91	0.00 ± 0.00	4.11 ± 0.36	1.54 ± 1.24	0.00 ± 0.00	0.00 ± 0.00	0.70 ± 0.40	17.94 ± 3.24	18.29 ± 3.04	0.35 ± 4.44
CELA	07/13/87	05	0.00 ± 0.00	18.12 ± 4.34	0.00 ± 0.00	6.06 ± 0.80	7.36 ± 1.95	0.00 ± 0.00	0.00 ± 0.00	0.00 ± 0.00	31.53 ± 4.84	43.98 ± 3.84	12.45 ± 6.18

Table B-1 (continued)
Individual Source Contributions to $PM_{2.5}$ Mass at SCAQS Sites Between 6/19/87 to 12/11/87

Site[a]	Date/Time[b]		Primary Geological SCE ± σ (μg/m³)	Primary Motor Veh. Exhaust SCE ± σ (μg/m³)	Vegetative Burning SCE ± σ (μg/m³)	Secondary Sulfate SCE ± σ (μg/m³)	Secondary Nitrate SCE ± σ (μg/m³)	Construction (Limestone) SCE ± σ (μg/m³)	Oil Combustion S CE ± σ (μg/m³)	Marine Aerosol SCE ± σ (μg/m³)	Calculated Mass ± σ (μg/m³)	Measured Mass ± σ (μg/m³)	Unexplained Mass ± σ (μg/m³)
CELA	07/13/87	09	0.00 ± 0.00	15.79 ± 3.82	0.00 ± 0.00	7.02 ± 0.78	0.00 ± 0.00	0.00 ± 0.00	0.00 ± 0.00	0.00 ± 0.00	22.81 ± 3.92	27.60 ± 3.98	4.79 ± 5.59
CELA	07/13/87	13	0.00 ± 0.00	6.53 ± 2.12	0.00 ± 0.00	4.27 ± 0.29	0.00 ± 0.00	0.00 ± 0.00	0.00 ± 0.00	0.00 ± 0.00	10.81 ± 2.19	15.13 ± 4.06	4.32 ± 4.61
CELA	07/13/87	17	0.00 ± 0.00	5.77 ± 1.58	0.00 ± 0.00	2.83 ± 0.13	0.00 ± 0.00	0.00 ± 0.00	0.00 ± 0.00	0.24 ± 0.29	8.84 ± 1.64	9.63 ± 2.31	0.79 ± 2.83
CELA	07/14/87	00	0.00 ± 0.00	5.31 ± 1.52	0.00 ± 0.00	7.65 ± 0.50	3.81 ± 0.84	0.00 ± 0.00	0.00 ± 0.00	0.00 ± 0.00	16.76 ± 1.88	22.91 ± 3.11	6.15 ± 3.63
CELA	07/14/87	05	0.00 ± 0.00	18.97 ± 4.50	0.00 ± 0.00	17.32 ± 2.82	10.75 ± 2.41	0.00 ± 0.00	0.00 ± 0.00	0.04 ± 0.60	47.08 ± 5.41	52.42 ± 4.02	5.34 ± 6.74
CELA	07/14/87	09	0.00 ± 0.00	19.83 ± 4.61	0.00 ± 0.00	19.59 ± 3.04	0.00 ± 0.00	0.00 ± 0.00	0.00 ± 0.00	0.17 ± 0.59	39.58 ± 4.96	65.90 ± 3.98	26.32 ± 6.36
CELA	07/14/87	13	0.00 ± 0.00	10.61 ± 2.91	0.00 ± 0.00	10.83 ± 1.00	0.00 ± 0.00	0.00 ± 0.00	0.00 ± 0.00	0.00 ± 0.00	21.43 ± 3.07	25.89 ± 4.18	4.46 ± 5.19
CELA	07/14/87	17	0.00 ± 0.00	6.42 ± 1.76	0.00 ± 0.00	7.59 ± 0.48	1.45 ± 0.85	0.00 ± 0.00	0.00 ± 0.00	0.00 ± 0.00	15.46 ± 2.07	21.89 ± 2.28	6.43 ± 3.08
CELA	07/15/87	00	0.12 ± 0.62	9.21 ± 2.55	0.00 ± 0.00	13.83 ± 1.44	5.26 ± 1.32	0.00 ± 0.00	0.00 ± 0.00	0.00 ± 0.00	28.42 ± 3.17	40.90 ± 3.15	12.48 ± 4.47
CELA	07/15/87	05	0.00 ± 0.00	17.28 ± 4.32	0.00 ± 0.00	16.58 ± 2.55	11.22 ± 2.25	0.00 ± 0.00	0.00 ± 0.00	0.00 ± 0.00	45.08 ± 5.12	57.70 ± 3.96	12.62 ± 6.47
CELA	07/15/87	09	0.00 ± 0.00	20.17 ± 4.91	0.00 ± 0.00	16.42 ± 2.64	3.60 ± 2.35	0.00 ± 0.00	0.00 ± 0.00	0.00 ± 0.00	40.18 ± 5.68	55.61 ± 4.05	15.43 ± 6.98
CELA	07/15/87	13	0.00 ± 0.00	12.67 ± 3.28	0.00 ± 0.00	10.38 ± 1.03	0.00 ± 0.00	0.00 ± 0.00	0.00 ± 0.00	0.00 ± 0.00	23.05 ± 3.43	35.79 ± 4.07	12.74 ± 5.32
CELA	07/15/87	17	0.00 ± 0.00	8.69 ± 2.19	0.00 ± 0.00	14.28 ± 1.29	0.00 ± 0.00	0.00 ± 0.00	0.00 ± 0.00	0.00 ± 0.00	22.97 ± 2.47	36.48 ± 2.32	13.51 ± 3.39
CELA	08/27/87	00	0.00 ± 0.00	6.48 ± 1.94	0.00 ± 0.00	6.22 ± 0.40	3.08 ± 0.93	0.00 ± 0.00	0.00 ± 0.00	0.54 ± 0.45	16.32 ± 2.28	20.96 ± 3.06	4.64 ± 3.82
CELA	08/27/87	05	0.00 ± 0.00	19.14 ± 4.65	0.00 ± 0.00	7.51 ± 1.02	10.24 ± 2.13	0.00 ± 0.00	0.00 ± 0.00	0.00 ± 0.00	36.89 ± 5.22	53.69 ± 3.81	16.80 ± 6.46
CELA	08/27/87	09	0.00 ± 0.00	18.27 ± 4.32	0.00 ± 0.00	7.57 ± 0.94	0.00 ± 0.00	0.00 ± 0.00	0.00 ± 0.00	0.80 ± 0.61	26.64 ± 4.47	46.44 ± 4.00	19.80 ± 6.00
CELA	08/27/87	13	0.00 ± 0.00	9.32 ± 2.62	0.00 ± 0.00	6.84 ± 0.54	0.00 ± 0.00	0.00 ± 0.00	0.00 ± 0.00	0.00 ± 0.00	16.16 ± 2.72	27.92 ± 4.01	11.76 ± 4.85
CELA	08/27/87	17	0.00 ± 0.00	11.20 ± 2.69	0.00 ± 0.00	8.31 ± 0.67	0.00 ± 0.00	0.00 ± 0.00	0.00 ± 0.00	1.06 ± 0.38	20.57 ± 2.84	29.52 ± 2.38	8.95 ± 3.71
CELA	08/28/87	00	0.00 ± 0.00	16.84 ± 3.80	0.00 ± 0.00	8.28 ± 0.95	1.97 ± 1.81	0.00 ± 0.00	0.00 ± 0.00	0.38 ± 0.47	27.47 ± 4.35	39.98 ± 3.09	12.51 ± 5.34
CELA	08/28/87	05	0.00 ± 0.00	25.39 ± 5.69	0.00 ± 0.00	9.13 ± 1.55	6.84 ± 2.65	0.00 ± 0.00	0.00 ± 0.00	0.65 ± 0.60	42.01 ± 6.43	51.60 ± 3.87	9.59 ± 7.50
CELA	08/28/87	09	1.34 ± 0.64	8.04 ± 2.54	0.00 ± 0.00	16.34 ± 1.83	3.50 ± 1.32	0.00 ± 0.00	0.00 ± 0.00	1.02 ± 0.59	30.24 ± 3.29	74.94 ± 3.88	44.70 ± 5.09
CELA	08/28/87	13	0.00 ± 0.00	11.05 ± 3.03	0.00 ± 0.00	12.33 ± 1.21	0.00 ± 0.00	0.00 ± 0.00	0.00 ± 0.00	0.55 ± 0.62	23.93 ± 3.28	36.79 ± 4.28	12.86 ± 5.39
CELA	08/28/87	17	0.00 ± 0.00	10.37 ± 2.63	0.00 ± 0.00	7.13 ± 0.57	3.82 ± 1.23	0.00 ± 0.00	0.00 ± 0.00	0.79 ± 0.37	22.11 ± 3.02	31.64 ± 2.33	9.53 ± 3.81
CELA	08/29/87	00	0.00 ± 0.00	13.15 ± 3.14	0.00 ± 0.00	10.46 ± 1.15	10.84 ± 1.73	0.00 ± 0.00	0.00 ± 0.00	0.00 ± 0.00	34.45 ± 3.74	44.26 ± 3.21	9.81 ± 4.93
CELA	08/29/87	05	0.00 ± 0.00	21.73 ± 4.92	0.00 ± 0.00	17.40 ± 3.08	16.17 ± 2.77	0.00 ± 0.00	0.00 ± 0.00	0.00 ± 0.00	55.30 ± 5.91	81.47 ± 4.33	26.17 ± 7.33
CELA	08/29/87	09	0.00 ± 0.00	14.10 ± 3.49	0.00 ± 0.00	25.41 ± 3.93	0.00 ± 0.00	0.00 ± 0.00	0.00 ± 0.00	0.00 ± 0.00	39.51 ± 4.02	64.58 ± 3.22	25.07 ± 5.15
CELA	08/29/87	13	0.00 ± 0.00	13.32 ± 3.44	0.00 ± 0.00	27.06 ± 4.36	0.00 ± 0.00	0.00 ± 0.00	0.00 ± 0.00	0.00 ± 0.00	40.38 ± 4.02	61.71 ± 4.16	21.33 ± 5.78
CELA	08/29/87	17	0.00 ± 0.00	9.83 ± 2.51	0.00 ± 0.00	14.76 ± 1.57	3.34 ± 1.31	0.00 ± 0.00	0.00 ± 0.00	0.00 ± 0.00	27.92 ± 3.10	40.07 ± 2.32	12.15 ± 3.87
CELA	09/02/87	00	0.00 ± 0.00	22.87 ± 5.07	0.00 ± 0.00	2.39 ± 0.70	0.00 ± 0.00	0.00 ± 0.00	0.00 ± 0.00	0.32 ± 0.43	25.57 ± 5.15	35.95 ± 3.06	10.38 ± 5.99
CELA	09/02/87	05	0.00 ± 0.00	23.39 ± 5.31	0.00 ± 0.00	1.27 ± 0.74	0.00 ± 0.00	0.00 ± 0.00	0.00 ± 0.00	0.07 ± 0.13	24.73 ± 5.38	35.29 ± 3.93	10.56 ± 6.66

Table B-1 (continued)
Individual Source Contributions to $PM_{2.5}$ Mass at SCAQS Sites Between 6/19/87 to 12/11/87

Site[a]	Date/Time[b]		Primary Geological SCE ± σ (μg/m³)	Primary Motor Veh. Exhaust SCE ± σ (μg/m³)	Vegetative Burning SCE ± σ (μg/m³)	Secondary Sulfate SCE ± σ (μg/m³)	Secondary Nitrate SCE ± σ (μg/m³)	Construction (Limestone) SCE ± σ (μg/m³)	Oil Combustion S CE ± σ (μg/m³)	Marine Aerosol SCE ± σ (μg/m³)	Calculated Mass ± σ (μg/m³)	Measured Mass ± σ (μg/m³)	Unexplained Mass ± σ (μg/m³)
CELA	09/02/87	09	0.00 ± 0.00	32.87 ± 7.08	0.00 ± 0.00	2.66 ± 1.33	0.00 ± 0.00	0.00 ± 0.00	0.00 ± 0.00	0.19 ± 0.58	34.91 ± 7.20	52.92 ± 4.11	18.01 ± 8.29
CELA	09/02/87	13	0.00 ± 0.00	12.88 ± 3.14	0.00 ± 0.00	3.47 ± 0.37	0.00 ± 0.00	0.00 ± 0.00	0.00 ± 0.00	0.00 ± 0.00	15.55 ± 3.20	29.06 ± 3.98	13.51 ± 5.11
CELA	09/02/87	17	0.00 ± 0.00	8.51 ± 2.19	0.00 ± 0.00	4.27 ± 0.26	0.00 ± 0.00	0.00 ± 0.00	0.00 ± 0.00	1.08 ± 0.32	13.86 ± 2.28	21.15 ± 2.30	7.29 ± 3.24
CELA	09/03/87	00	0.00 ± 0.00	9.42 ± 2.57	0.00 ± 0.00	6.62 ± 0.51	1.22 ± 1.13	0.00 ± 0.00	0.00 ± 0.00	2.30 ± 0.46	19.57 ± 2.94	26.21 ± 3.11	6.64 ± 4.28
CELA	09/03/87	05	0.00 ± 0.00	30.30 ± 7.01	0.00 ± 0.00	9.25 ± 1.91	7.08 ± 3.09	0.00 ± 0.00	0.00 ± 0.00	2.09 ± 0.62	48.72 ± 7.81	56.17 ± 4.04	7.45 ± 8.79
CELA	09/03/87	09	0.00 ± 0.00	19.54 ± 4.00	0.00 ± 0.00	12.32 ± 1.67	0.00 ± 0.00	0.00 ± 0.00	0.00 ± 0.00	1.26 ± 0.56	33.12 ± 5.00	50.97 ± 3.99	17.85 ± 6.40
CELA	09/03/87	13	0.00 ± 0.00	8.00 ± 2.62	0.00 ± 0.00	9.65 ± 0.79	0.00 ± 0.00	0.00 ± 0.00	0.00 ± 0.00	1.08 ± 0.52	19.52 ± 2.81	28.11 ± 4.05	8.59 ± 4.93
CELA	09/03/87	17	0.00 ± 0.00	6.30 ± 1.78	0.00 ± 0.00	9.58 ± 0.68	0.74 ± 0.91	0.00 ± 0.00	0.00 ± 0.00	1.47 ± 0.38	18.09 ± 2.20	25.57 ± 2.27	7.48 ± 3.16
CELA	11/11/87	00	1.25 ± 1.19	20.79 ± 4.59	0.00 ± 0.00	0.02 ± 0.53	0.00 ± 0.00	0.00 ± 0.00	0.00 ± 0.00	0.45 ± 0.15	22.51 ± 4.80	55.82 ± 2.80	33.31 ± 5.56
CELA	11/11/87	06	0.27 ± 1.08	15.80 ± 3.33	0.00 ± 0.00	0.00 ± 0.00	0.00 ± 0.00	0.00 ± 0.00	0.00 ± 0.00	0.31 ± 0.20	16.38 ± 3.50	39.16 ± 4.29	22.78 ± 5.54
CELA	11/11/87	10	0.00 ± 0.00	8.03 ± 2.43	0.00 ± 0.00	0.25 ± 0.19	0.00 ± 0.00	0.00 ± 0.00	0.00 ± 0.00	0.15 ± 0.18	8.44 ± 2.47	14.57 ± 4.37	6.13 ± 5.02
CELA	11/11/87	14	0.00 ± 0.00	10.90 ± 3.10	0.00 ± 0.00	0.51 ± 0.25	4.74 ± 1.22	0.00 ± 0.00	0.00 ± 0.00	0.27 ± 0.18	16.43 ± 3.38	28.69 ± 4.24	12.26 ± 5.42
CELA	11/11/87	18	0.28 ± 1.44	26.29 ± 4.97	0.00 ± 0.00	0.00 ± 0.00	0.00 ± 2.52	0.00 ± 0.00	0.00 ± 0.00	0.38 ± 0.17	26.95 ± 5.76	42.62 ± 2.83	15.67 ± 6.42
CELA	11/12/87	00	0.76 ± 1.12	19.47 ± 4.37	0.00 ± 0.00	0.04 ± 0.48	0.00 ± 0.00	0.00 ± 0.00	0.00 ± 0.00	0.23 ± 0.15	20.49 ± 4.57	57.59 ± 2.83	37.10 ± 5.38
CELA	11/12/87	06	0.04 ± 1.33	21.54 ± 4.26	0.00 ± 0.00	0.00 ± 0.00	0.00 ± 0.00	0.00 ± 0.00	0.00 ± 0.00	0.11 ± 0.20	21.69 ± 4.46	66.34 ± 4.34	44.65 ± 6.22
CELA	11/12/87	10	0.38 ± 1.30	20.69 ± 5.20	0.00 ± 0.00	0.96 ± 0.63	25.41 ± 2.73	0.00 ± 0.00	0.00 ± 0.00	0.58 ± 0.20	48.02 ± 6.07	56.85 ± 4.34	8.83 ± 7.46
CELA	11/12/87	14	0.00 ± 0.00	27.80 ± 6.42	0.00 ± 0.00	2.37 ± 1.05	29.56 ± 3.43	0.00 ± 0.00	0.00 ± 0.00	0.71 ± 0.23	60.44 ± 7.35	79.42 ± 4.35	18.98 ± 8.54
CELA	11/12/87	18	3.49 ± 1.87	34.41 ± 7.32	0.00 ± 0.00	1.75 ± 1.37	11.92 ± 3.40	0.00 ± 0.00	0.00 ± 0.00	1.00 ± 0.24	52.56 ± 8.37	62.23 ± 2.81	9.67 ± 8.83
CELA	11/13/87	00	3.32 ± 1.95	36.10 ± 7.63	0.00 ± 0.00	9.21 ± 2.24	17.00 ± 3.74	0.00 ± 0.00	0.00 ± 0.00	1.55 ± 0.25	67.18 ± 8.85	120.40 ± 2.93	53.22 ± 9.32
CELA	11/13/87	06	0.00 ± 0.00	36.80 ± 7.95	0.00 ± 0.00	11.29 ± 2.82	40.75 ± 4.69	0.00 ± 0.00	0.00 ± 0.00	3.94 ± 0.56	92.78 ± 9.39	138.09 ± 4.44	45.31 ± 10.39
CELA	11/13/87	10	0.00 ± 0.00	38.44 ± 8.33	0.00 ± 0.00	15.93 ± 4.11	45.77 ± 5.12	0.00 ± 0.00	0.00 ± 0.00	3.17 ± 0.48	103.32 ± 10.00	137.85 ± 4.52	34.53 ± 10.97
CELA	11/13/87	14	0.00 ± 0.00	15.28 ± 4.04	0.00 ± 0.00	16.76 ± 2.48	10.82 ± 2.12	0.00 ± 0.00	0.00 ± 0.00	3.08 ± 0.44	45.94 ± 4.84	59.34 ± 4.36	13.40 ± 6.51
CELA	11/13/87	18	0.00 ± 0.00	11.80 ± 2.98	0.00 ± 0.00	5.06 ± 0.43	7.62 ± 1.37	0.00 ± 0.00	0.00 ± 0.00	1.72 ± 0.21	26.21 ± 3.35	35.38 ± 2.73	9.17 ± 4.32
CELA	12/03/87	00	1.63 ± 2.41	45.05 ± 9.39	0.00 ± 0.00	5.85 ± 2.62	60.64 ± 6.10	0.00 ± 0.00	0.00 ± 0.00	1.51 ± 0.32	114.68 ± 11.57	164.51 ± 2.97	49.83 ± 11.95
CELA	12/03/87	06	1.65 ± 2.15	38.42 ± 8.58	0.00 ± 0.00	2.90 ± 1.88	49.33 ± 5.10	0.00 ± 0.00	0.00 ± 0.00	2.01 ± 0.37	94.30 ± 10.31	151.97 ± 4.44	57.67 ± 11.23
CELA	12/03/87	10	0.67 ± 1.28	20.22 ± 5.17	0.00 ± 0.00	3.15 ± 0.72	45.18 ± 3.80	0.00 ± 0.00	0.00 ± 0.00	1.00 ± 0.20	70.23 ± 6.60	98.34 ± 4.36	28.11 ± 7.91
CELA	12/03/87	14	6.55 ± 1.83	31.30 ± 7.26	0.00 ± 0.00	8.53 ± 1.94	48.23 ± 4.64	0.00 ± 0.00	0.00 ± 0.00	2.23 ± 0.37	96.84 ± 8.92	148.61 ± 4.26	51.77 ± 9.89
CELA	12/03/87	18	7.29 ± 3.35	62.96 ± 12.83	0.00 ± 0.00	3.46 ± 4.42	33.29 ± 6.44	0.00 ± 0.00	0.00 ± 0.00	2.94 ± 0.50	109.94 ± 14.90	143.75 ± 2.96	33.81 ± 15.19
CELA	12/10/87	00	0.00 ± 0.00	36.21 ± 6.41	0.00 ± 0.00	0.00 ± 0.00	6.09 ± 3.47	0.00 ± 0.00	0.00 ± 0.00	0.94 ± 0.23	43.24 ± 7.29	68.61 ± 2.78	25.37 ± 7.80
CELA	12/10/87	06	0.00 ± 0.00	22.61 ± 4.66	0.00 ± 0.00	0.00 ± 0.00	4.55 ± 2.25	0.00 ± 0.00	0.00 ± 0.00	1.07 ± 0.24	28.23 ± 5.18	43.90 ± 4.36	15.67 ± 6.77

Table B-1 (continued)
Individual Source Contributions to $PM_{2.5}$ Mass at SCAQS Sites Between 6/19/87 to 12/11/87

Site[a]	Date/Time[b]		Primary Geological SCE ± σ (μg/m³)	Primary Motor Veh. Exhaust SCE ± σ (μg/m³)	Vegetative Burning SCE ± σ (μg/m³)	Secondary Sulfate SCE ± σ (μg/m³)	Secondary Nitrate SCE ± σ (μg/m³)	Construction (Limestone) SCE ± σ (μg/m³)	Oil Combustion S CE ± σ (μg/m³)	Marine Aerosol SCE ± σ (μg/m³)	Calculated Mass ± σ (μg/m³)	Measured Mass ± σ (μg/m³)	Unexplained Mass ± σ (μg/m³)
CELA	12/10/87	10	0.00 ± 0.00	16.08 ± 3.54	0.00 ± 0.00	0.00 ± 0.00	11.14 ± 1.81	0.00 ± 0.00	0.00 ± 0.00	1.16 ± 0.24	28.37 ± 3.98	46.96 ± 4.25	18.59 ± 5.82
CELA	12/10/87	14	0.00 ± 0.00	25.56 ± 5.04	0.00 ± 0.00	0.00 ± 0.00	24.60 ± 3.04	0.00 ± 0.00	0.00 ± 0.00	1.31 ± 0.26	51.47 ± 5.89	56.31 ± 4.24	4.84 ± 7.26
CELA	12/10/87	18	0.00 ± 0.00	43.02 ± 7.50	0.00 ± 0.00	0.00 ± 0.00	20.89 ± 4.34	0.00 ± 0.00	0.00 ± 0.00	1.22 ± 0.27	65.14 ± 8.67	106.90 ± 2.81	41.76 ± 9.11
CELA	12/11/87	00	1.35 ± 2.06	30.64 ± 7.02	0.00 ± 0.00	0.00 ± 0.00	11.13 ± 3.77	0.00 ± 0.00	0.00 ± 0.00	1.30 ± 0.28	52.41 ± 8.24	97.56 ± 2.93	45.15 ± 8.75
CELA	12/11/87	06	0.00 ± 0.00	52.46 ± 9.30	0.00 ± 0.00	0.00 ± 0.00	11.79 ± 5.07	0.00 ± 0.00	0.00 ± 0.00	1.65 ± 0.36	65.90 ± 10.66	98.18 ± 4.38	32.28 ± 11.52
CELA	12/11/87	10	0.00 ± 0.00	42.10 ± 7.69	0.00 ± 0.00	0.00 ± 0.00	63.05 ± 6.02	0.00 ± 0.00	0.00 ± 0.00	2.20 ± 0.38	107.35 ± 9.78	137.99 ± 4.37	30.64 ± 10.71
CELA	12/11/87	14	0.00 ± 0.00	52.71 ± 10.86	0.00 ± 0.00	9.38 ± 3.98	64.15 ± 6.84	0.00 ± 0.00	0.00 ± 0.00	2.23 ± 0.41	128.48 ± 12.99	165.56 ± 4.43	37.08 ± 13.72
CELA	12/11/87	18	0.00 ± 0.00	83.37 ± 14.12	0.00 ± 0.00	0.00 ± 0.00	42.58 ± 8.43	0.00 ± 0.00	0.00 ± 0.00	1.82 ± 0.42	127.77 ± 16.45	164.28 ± 3.06	36.51 ± 16.73
CLAR	06/19/87	00	0.22 ± 0.74	11.97 ± 3.07	0.00 ± 0.00	3.88 ± 0.36	2.84 ± 1.29	0.00 ± 0.00	0.00 ± 0.00	1.24 ± 0.49	20.14 ± 3.50	33.79 ± 2.90	13.65 ± 4.55
CLAR	06/19/87	05	1.82 ± 0.87	13.70 ± 3.41	0.00 ± 0.00	4.01 ± 0.46	7.36 ± 1.55	0.00 ± 0.00	0.00 ± 0.00	0.84 ± 0.59	27.74 ± 4.13	41.22 ± 3.61	13.48 ± 5.49
CLAR	06/19/87	09	0.08 ± 0.81	11.25 ± 3.28	0.00 ± 0.00	5.73 ± 0.55	1.07 ± 1.35	0.00 ± 0.00	0.00 ± 0.00	0.79 ± 0.66	18.92 ± 3.77	33.85 ± 4.12	14.93 ± 5.58
CLAR	06/19/87	13	0.00 ± 0.00	11.32 ± 3.13	0.00 ± 0.00	6.49 ± 0.58	0.00 ± 0.00	0.00 ± 0.00	0.00 ± 0.00	1.04 ± 0.63	18.86 ± 3.28	28.97 ± 3.99	10.11 ± 5.17
CLAR	06/19/87	17	0.15 ± 0.56	9.24 ± 2.35	0.00 ± 0.00	4.40 ± 0.30	2.76 ± 1.04	0.00 ± 0.00	0.00 ± 0.00	1.56 ± 0.39	18.11 ± 2.72	27.01 ± 2.13	8.90 ± 3.45
CLAR	06/24/87	00	0.00 ± 0.00	6.89 ± 2.02	0.00 ± 0.00	7.73 ± 0.62	11.88 ± 1.31	0.00 ± 0.00	0.00 ± 0.00	0.69 ± 0.48	27.20 ± 2.57	40.22 ± 2.97	13.02 ± 3.93
CLAR	06/24/87	05	0.00 ± 0.00	11.47 ± 3.17	0.00 ± 0.00	8.99 ± 0.96	15.49 ± 1.81	0.00 ± 0.00	0.00 ± 0.00	0.49 ± 0.60	36.44 ± 3.82	54.73 ± 3.73	18.29 ± 5.34
CLAR	06/24/87	09	0.00 ± 0.00	18.77 ± 4.60	0.00 ± 0.00	16.79 ± 2.65	5.53 ± 2.29	0.00 ± 0.00	0.00 ± 0.00	1.32 ± 0.66	42.40 ± 5.43	74.88 ± 3.93	32.48 ± 6.70
CLAR	06/24/87	13	0.77 ± 1.23	21.34 ± 5.35	0.00 ± 0.00	20.33 ± 3.38	0.00 ± 0.00	0.00 ± 0.00	0.00 ± 0.00	1.59 ± 0.66	44.03 ± 5.83	81.38 ± 3.91	37.35 ± 7.02
CLAR	06/24/87	17	0.00 ± 0.00	8.84 ± 2.25	0.00 ± 0.00	9.95 ± 0.87	7.03 ± 1.25	0.00 ± 0.00	0.00 ± 0.00	0.95 ± 0.37	26.77 ± 2.77	38.79 ± 2.16	12.02 ± 3.51
CLAR	06/25/87	00	0.33 ± 0.61	8.74 ± 2.47	0.00 ± 0.00	9.90 ± 0.95	12.61 ± 1.51	0.00 ± 0.00	0.00 ± 0.00	0.31 ± 0.49	31.88 ± 3.15	49.08 ± 3.07	17.20 ± 4.40
CLAR	06/25/87	05	4.61 ± 1.37	23.78 ± 5.83	0.00 ± 0.00	9.23 ± 1.54	20.08 ± 2.86	0.00 ± 0.00	0.00 ± 0.00	0.60 ± 0.62	58.29 ± 6.78	79.87 ± 3.76	21.58 ± 7.75
CLAR	06/25/87	09	0.72 ± 1.21	20.75 ± 5.32	0.00 ± 0.00	16.23 ± 2.69	8.31 ± 2.50	0.00 ± 0.00	0.00 ± 0.00	0.53 ± 0.64	46.54 ± 6.26	75.18 ± 3.91	28.64 ± 7.38
CLAR	06/25/87	13	0.00 ± 0.00	15.45 ± 3.95	0.00 ± 0.00	10.08 ± 1.13	0.00 ± 0.00	0.00 ± 0.00	0.00 ± 0.00	0.78 ± 0.62	26.31 ± 4.13	48.70 ± 3.88	22.39 ± 5.67
CLAR	06/25/87	17	0.00 ± 0.00	9.12 ± 2.38	0.00 ± 0.00	8.86 ± 0.72	4.51 ± 1.18	0.00 ± 0.00	0.00 ± 0.00	0.52 ± 0.35	23.01 ± 2.81	35.37 ± 2.16	12.36 ± 3.54
CLAR	07/13/87	00	0.00 ± 0.00	7.35 ± 2.06	0.00 ± 0.00	2.70 ± 0.18	0.00 ± 0.00	0.00 ± 0.00	0.00 ± 0.00	0.09 ± 0.10	10.13 ± 2.10	12.16 ± 2.96	2.03 ± 3.63
CLAR	07/13/87	05	1.66 ± 1.18	20.26 ± 4.98	0.00 ± 0.00	3.23 ± 0.68	5.46 ± 2.06	0.00 ± 0.00	0.00 ± 0.00	0.06 ± 0.17	30.67 ± 5.58	38.17 ± 3.78	7.50 ± 6.74
CLAR	07/13/87	09	0.00 ± 0.00	17.22 ± 4.19	0.00 ± 0.00	4.00 ± 0.59	0.00 ± 0.00	0.00 ± 0.00	0.00 ± 0.00	0.13 ± 0.15	21.35 ± 4.26	29.05 ± 3.97	7.70 ± 5.82
CLAR	07/13/87	13	0.00 ± 0.00	15.54 ± 3.90	0.00 ± 0.00	7.12 ± 0.79	0.00 ± 0.00	0.00 ± 0.00	0.00 ± 0.00	0.00 ± 0.00	22.66 ± 4.00	37.89 ± 3.91	15.23 ± 5.59
CLAR	07/13/87	17	0.00 ± 0.00	7.42 ± 1.90	0.00 ± 0.00	3.09 ± 0.17	0.00 ± 0.00	0.00 ± 0.00	0.00 ± 0.00	0.03 ± 0.34	10.54 ± 1.98	14.33 ± 2.15	3.79 ± 2.92
CLAR	07/14/87	00	0.00 ± 0.00	7.97 ± 2.27	0.00 ± 0.00	3.00 ± 0.22	1.00 ± 0.91	0.00 ± 0.00	0.00 ± 0.00	0.00 ± 0.00	11.97 ± 2.48	13.37 ± 3.07	1.40 ± 3.95
CLAR	07/14/87	05	0.00 ± 0.00	14.33 ± 3.69	0.00 ± 0.00	5.13 ± 0.57	2.80 ± 1.54	0.00 ± 0.00	0.00 ± 0.00	0.00 ± 0.00	22.25 ± 4.07	27.77 ± 3.82	5.52 ± 5.58

Table B-1 (continued)
Individual Source Contributions to $PM_{2.5}$ Mass at SCAQS Sites Between 6/19/87 to 12/11/87

Site[a]	Date/Time[b]		Primary Geological SCE ± σ (μg/m³)	Primary Motor Veh. Exhaust SCE ± σ (μg/m³)	Vegetative Burning SCE ± σ (μg/m³)	Secondary Sulfate SCE ± σ (μg/m³)	Secondary Nitrate SCE ± σ (μg/m³)	Construction (Limestone) SCE ± σ (μg/m³)	Oil Combustion S CE ± σ (μg/m³)	Marine Aerosol SCE ± σ (μg/m³)	Calculated Mass ± σ (μg/m³)	Measured Mass ± σ (μg/m³)	Unexplained Mass ± σ (μg/m³)
CLAR	07/14/87	09	0.00 ± 0.00	16.74 ± 4.08	0.00 ± 0.00	9.51 ± 1.11	0.00 ± 0.00	0.00 ± 0.00	0.00 ± 0.00	0.00 ± 0.00	26.25 ± 4.21	38.30 ± 3.88	12.05 ± 5.73
CLAR	07/14/87	13	0.00 ± 0.00	23.79 ± 5.45	0.00 ± 0.00	15.10 ± 2.43	0.00 ± 0.00	0.00 ± 0.00	0.00 ± 0.00	0.00 ± 0.00	38.90 ± 5.67	58.68 ± 4.01	19.78 ± 6.94
CLAR	07/14/87	17	0.00 ± 0.00	9.13 ± 2.30	0.00 ± 0.00	7.51 ± 0.57	4.19 ± 1.12	0.00 ± 0.00	0.00 ± 0.00	0.00 ± 0.00	20.83 ± 2.67	28.70 ± 2.17	7.87 ± 3.44
CLAR	07/15/87	00	0.10 ± 0.53	7.65 ± 2.23	0.00 ± 0.00	10.14 ± 0.91	9.27 ± 1.27	0.00 ± 0.00	0.00 ± 0.00	0.00 ± 0.00	27.15 ± 2.79	37.58 ± 3.07	10.43 ± 4.15
CLAR	07/15/87	05	0.00 ± 0.00	12.19 ± 3.30	0.00 ± 0.00	12.19 ± 1.45	11.85 ± 1.77	0.00 ± 0.00	0.00 ± 0.00	0.00 ± 0.00	36.23 ± 3.93	49.86 ± 3.85	13.63 ± 5.50
CLAR	07/15/87	09	0.00 ± 0.00	12.48 ± 3.46	0.00 ± 0.00	12.63 ± 1.47	5.07 ± 1.62	0.00 ± 0.00	0.00 ± 0.00	0.00 ± 0.00	30.18 ± 4.01	42.47 ± 4.01	12.29 ± 5.67
CLAR	07/15/87	13	0.00 ± 0.00	15.45 ± 3.98	0.00 ± 0.00	11.74 ± 1.47	5.63 ± 1.85	0.00 ± 0.00	0.00 ± 0.00	0.00 ± 0.00	32.82 ± 4.55	46.47 ± 3.89	13.65 ± 5.99
CLAR	07/15/87	17	0.00 ± 0.00	11.48 ± 2.72	0.00 ± 0.00	6.30 ± 0.51	1.80 ± 1.25	0.00 ± 0.00	0.00 ± 0.00	0.00 ± 0.00	19.58 ± 3.08	31.43 ± 2.17	11.85 ± 3.77
CLAR	08/27/87	00	0.44 ± 0.66	10.87 ± 2.73	0.00 ± 0.00	6.58 ± 0.54	6.18 ± 1.25	0.00 ± 0.00	0.00 ± 0.00	0.00 ± 0.00	23.27 ± 3.16	35.51 ± 2.95	12.24 ± 4.32
CLAR	08/27/87	05	5.33 ± 1.09	17.41 ± 4.41	0.00 ± 0.00	7.17 ± 0.91	10.02 ± 1.98	0.00 ± 0.00	0.00 ± 0.00	0.00 ± 0.00	39.93 ± 5.05	64.60 ± 3.77	24.67 ± 6.30
CLAR	08/27/87	09	1.73 ± 1.18	20.28 ± 5.00	0.00 ± 0.00	7.16 ± 1.03	2.10 ± 2.11	0.00 ± 0.00	0.00 ± 0.00	0.00 ± 0.00	31.27 ± 5.65	58.59 ± 3.84	27.32 ± 6.83
CLAR	08/27/87	13	0.56 ± 1.21	20.90 ± 4.99	0.00 ± 0.00	7.20 ± 1.05	0.00 ± 0.00	0.00 ± 0.00	0.00 ± 0.00	0.00 ± 0.00	28.66 ± 5.24	55.39 ± 3.95	26.73 ± 6.56
CLAR	08/27/87	17	0.24 ± 0.59	9.81 ± 2.57	0.00 ± 0.00	6.34 ± 0.47	1.29 ± 1.11	0.00 ± 0.00	0.00 ± 0.00	0.00 ± 0.00	17.68 ± 2.95	31.71 ± 2.17	14.03 ± 3.66
CLAR	08/28/87	00	0.86 ± 0.78	12.59 ± 3.26	0.00 ± 0.00	6.09 ± 0.56	4.50 ± 1.41	0.00 ± 0.00	0.00 ± 0.00	0.00 ± 0.00	24.04 ± 3.71	30.98 ± 3.06	6.94 ± 4.81
CLAR	08/28/87	05	2.49 ± 1.07	17.74 ± 4.55	0.00 ± 0.00	5.79 ± 0.77	6.09 ± 1.90	0.00 ± 0.00	0.00 ± 0.00	0.00 ± 0.00	32.12 ± 5.12	49.08 ± 3.82	16.96 ± 6.39
CLAR	08/28/87	09	1.23 ± 1.14	19.32 ± 5.01	0.00 ± 0.00	7.40 ± 1.03	1.19 ± 2.04	0.00 ± 0.00	0.00 ± 0.00	0.00 ± 0.00	29.14 ± 5.62	50.57 ± 3.91	21.43 ± 6.85
CLAR	08/28/87	13	0.57 ± 1.27	22.08 ± 5.34	0.00 ± 0.00	14.56 ± 2.23	0.00 ± 0.00	0.00 ± 0.00	0.00 ± 0.00	0.00 ± 0.00	37.21 ± 5.68	69.32 ± 3.93	32.11 ± 6.91
CLAR	08/28/87	17	1.61 ± 0.75	13.02 ± 3.25	0.00 ± 0.00	8.68 ± 0.85	4.82 ± 1.50	0.00 ± 0.00	0.00 ± 0.00	0.00 ± 0.00	28.14 ± 3.77	39.14 ± 2.19	11.00 ± 4.36
CLAR	08/29/87	00	3.56 ± 1.19	20.01 ± 4.99	0.00 ± 0.00	8.58 ± 1.19	10.39 ± 2.24	0.00 ± 0.00	0.00 ± 0.00	0.28 ± 0.63	42.82 ± 5.74	56.20 ± 3.10	13.38 ± 6.52
CLAR	08/29/87	05	1.01 ± 1.07	17.78 ± 4.48	0.00 ± 0.00	10.92 ± 1.53	19.13 ± 2.43	0.00 ± 0.00	0.00 ± 0.00	0.13 ± 0.63	48.97 ± 5.39	73.24 ± 3.85	24.27 ± 6.62
CLAR	08/29/87	09	0.00 ± 0.00	17.88 ± 4.61	0.00 ± 0.00	20.01 ± 3.56	17.24 ± 2.61	0.00 ± 0.00	0.00 ± 0.00	0.38 ± 0.64	55.51 ± 5.66	77.66 ± 3.92	22.15 ± 6.88
CLAR	08/29/87	13	0.10 ± 1.13	19.18 ± 4.71	0.00 ± 0.00	26.51 ± 4.73	0.00 ± 0.00	0.00 ± 0.00	0.00 ± 0.00	0.28 ± 0.64	46.07 ± 5.34	75.57 ± 3.92	29.50 ± 6.62
CLAR	08/29/87	17	0.39 ± 0.71	12.37 ± 3.12	0.00 ± 0.00	19.22 ± 2.66	7.19 ± 1.73	0.00 ± 0.00	0.00 ± 0.00	0.44 ± 0.36	39.61 ± 4.01	56.32 ± 2.18	16.71 ± 4.56
CLAR	09/02/87	00	0.49 ± 0.47	5.02 ± 1.63	0.00 ± 0.00	1.79 ± 0.12	0.00 ± 0.00	0.00 ± 0.00	0.00 ± 0.00	0.00 ± 0.00	7.30 ± 1.73	12.41 ± 3.06	5.11 ± 3.52
CLAR	09/02/87	05	11.51 ± 0.87	6.34 ± 2.10	0.00 ± 0.00	1.34 ± 0.17	0.00 ± 0.00	0.00 ± 0.00	0.00 ± 0.00	0.00 ± 0.00	19.18 ± 2.31	23.25 ± 3.81	4.07 ± 4.46
CLAR	09/02/87	09	7.15 ± 0.78	8.84 ± 2.57	0.00 ± 0.00	1.53 ± 0.22	0.00 ± 0.00	0.00 ± 0.00	0.00 ± 0.00	0.00 ± 0.00	17.51 ± 2.73	25.05 ± 3.85	7.54 ± 4.72
CLAR	09/02/87	13	1.72 ± 0.83	12.04 ± 3.23	0.00 ± 0.00	4.14 ± 0.42	0.00 ± 0.00	0.00 ± 0.00	0.00 ± 0.00	0.05 ± 0.14	17.94 ± 3.40	29.65 ± 3.87	11.71 ± 5.15
CLAR	09/02/87	17	0.63 ± 0.53	8.37 ± 2.14	0.00 ± 0.00	4.47 ± 0.27	0.00 ± 0.00	0.00 ± 0.00	0.00 ± 0.00	0.59 ± 0.35	14.06 ± 2.29	25.34 ± 2.16	11.28 ± 3.15
CLAR	09/03/87	00	0.75 ± 0.73	11.28 ± 4.84	0.00 ± 0.00	4.92 ± 0.54	0.00 ± 0.00	0.00 ± 0.00	0.00 ± 0.00	0.57 ± 0.47	17.51 ± 4.97	27.21 ± 2.89	9.70 ± 5.75
CLAR	09/03/87	05	3.26 ± 1.28	21.79 ± 5.12	0.00 ± 0.00	5.13 ± 0.89	0.00 ± 0.00	0.00 ± 0.00	0.00 ± 0.00	0.08 ± 0.67	30.25 ± 5.41	45.28 ± 4.07	15.03 ± 6.77

Table B-1 (continued)
Individual Source Contributions to $PM_{2.5}$ Mass at SCAQS Sites Between 6/19/87 to 12/11/87

Site[a]	Date/Time[b]		Primary Geological SCE ± σ (μg/m³)	Primary Motor Veh. Exhaust SCE ± σ (μg/m³)	Vegetative Burning SCE ± σ (μg/m³)	Secondary Sulfate SCE ± σ (μg/m³)	Secondary Nitrate SCE ± σ (μg/m³)	Construction (Limestone) SCE ± σ (μg/m³)	Oil Combustion S CE ± σ (μg/m³)	Marine Aerosol SCE ± σ (μg/m³)	Calculated Mass ± σ (μg/m³)	Measured Mass ± σ (μg/m³)	Unexplained Mass ± σ (μg/m³)
CLAR	09/03/87	09	1.43 ± 0.98	16.24 ± 4.02	0.00 ± 0.00	6.74 ± 0.77	0.00 ± 0.00	0.00 ± 0.00	0.00 ± 0.00	0.35 ± 0.58	24.76 ± 4.27	45.81 ± 3.55	21.05 ± 5.55
CLAR	09/03/87	13	0.30 ± 0.67	7.89 ± 2.47	0.00 ± 0.00	7.92 ± 0.59	0.00 ± 0.00	0.00 ± 0.00	0.00 ± 0.00	0.83 ± 0.60	16.94 ± 2.74	29.01 ± 3.98	12.07 ± 4.83
CLAR	09/03/87	17	0.00 ± 0.00	5.31 ± 1.54	0.00 ± 0.00	5.99 ± 0.33	2.78 ± 0.77	0.00 ± 0.00	0.00 ± 0.00	0.70 ± 0.36	14.77 ± 1.85	20.46 ± 2.17	5.69 ± 2.85
HAWT	06/19/87	00	0.14 ± 0.43	3.98 ± 1.42	0.00 ± 0.00	1.67 ± 0.10	0.00 ± 0.00	0.00 ± 0.00	0.00 ± 0.00	2.95 ± 0.32	8.67 ± 1.55	16.68 ± 3.14	8.01 ± 3.50
HAWT	06/19/87	05	1.44 ± 0.66	8.78 ± 2.51	0.00 ± 0.00	6.87 ± 0.51	0.00 ± 0.00	0.00 ± 0.00	0.00 ± 0.00	3.12 ± 0.56	20.22 ± 2.75	36.44 ± 3.83	16.22 ± 4.72
HAWT	06/19/87	09	0.15 ± 0.44	3.79 ± 1.67	0.00 ± 0.00	7.61 ± 0.45	0.00 ± 0.00	0.00 ± 0.00	0.00 ± 0.00	2.57 ± 0.52	14.11 ± 1.93	26.03 ± 4.07	11.92 ± 4.50
HAWT	06/19/87	13	0.21 ± 0.42	2.08 ± 1.46	0.00 ± 0.00	3.84 ± 0.21	0.00 ± 0.00	0.00 ± 0.00	0.00 ± 0.00	2.51 ± 0.53	8.63 ± 1.67	12.94 ± 4.35	4.31 ± 4.66
HAWT	06/19/87	17	0.00 ± 0.00	2.13 ± 0.81	0.00 ± 0.00	4.30 ± 0.16	0.64 ± 0.44	0.00 ± 0.00	0.00 ± 0.00	1.89 ± 0.22	8.96 ± 1.02	15.12 ± 2.29	6.16 ± 2.51
HAWT	06/24/87	00	0.00 ± 0.00	5.56 ± 1.74	0.00 ± 0.00	21.54 ± 2.51	0.00 ± 0.00	0.00 ± 0.00	0.00 ± 0.00	2.40 ± 0.51	29.50 ± 2.41	47.78 ± 3.30	18.28 ± 4.09
HAWT	06/24/87	05	0.93 ± 0.68	9.63 ± 2.86	0.00 ± 0.00	34.12 ± 6.59	3.54 ± 1.59	0.00 ± 0.00	0.00 ± 0.00	2.33 ± 0.63	50.54 ± 4.26	70.50 ± 3.74	19.96 ± 5.67
HAWT	06/24/87	09	1.27 ± 0.63	7.15 ± 2.32	0.00 ± 0.00	31.91 ± 5.42	0.00 ± 0.00	0.00 ± 0.00	0.00 ± 0.00	2.30 ± 0.61	42.62 ± 3.40	60.87 ± 4.16	18.25 ± 5.37
HAWT	06/24/87	13	0.41 ± 0.63	7.33 ± 2.34	0.00 ± 0.00	19.83 ± 2.28	0.00 ± 0.00	0.00 ± 0.00	0.00 ± 0.00	0.82 ± 0.51	28.39 ± 2.90	39.68 ± 4.12	11.29 ± 5.04
HAWT	06/24/87	17	1.28 ± 0.36	4.31 ± 1.36	0.00 ± 0.00	13.16 ± 0.97	0.00 ± 0.00	0.00 ± 0.00	0.00 ± 0.00	1.16 ± 0.33	19.90 ± 1.74	54.94 ± 2.27	35.04 ± 2.86
HAWT	06/25/87	00	0.29 ± 0.49	7.04 ± 2.12	0.00 ± 0.00	22.18 ± 2.87	2.51 ± 1.12	0.00 ± 0.00	0.00 ± 0.00	0.00 ± 0.00	32.01 ± 2.98	43.13 ± 3.43	11.12 ± 4.54
HAWT	06/25/87	05	0.00 ± 0.00	7.71 ± 2.35	0.00 ± 0.00	27.64 ± 4.37	2.70 ± 1.34	0.00 ± 0.00	0.00 ± 0.00	0.98 ± 0.59	39.04 ± 3.47	58.93 ± 3.88	19.89 ± 5.21
HAWT	06/25/87	09	0.00 ± 0.00	5.47 ± 1.97	0.00 ± 0.00	24.95 ± 3.35	0.00 ± 0.00	0.00 ± 0.00	0.00 ± 0.00	1.37 ± 0.55	31.79 ± 2.74	46.93 ± 4.10	15.14 ± 4.93
HAWT	06/25/87	13	0.00 ± 0.00	6.22 ± 2.06	0.00 ± 0.00	15.55 ± 1.46	0.00 ± 0.00	0.00 ± 0.00	0.00 ± 0.00	0.00 ± 0.00	21.77 ± 2.38	34.39 ± 4.12	12.62 ± 4.76
HAWT	06/25/87	17	0.00 ± 0.00	3.08 ± 0.98	0.00 ± 0.00	11.38 ± 0.71	0.00 ± 0.00	0.00 ± 0.00	0.00 ± 0.00	0.28 ± 0.30	14.75 ± 1.33	37.86 ± 2.29	23.11 ± 2.65
HAWT	07/13/87	00	0.02 ± 0.03	0.41 ± 0.42	0.00 ± 0.00	2.99 ± 0.10	0.00 ± 0.00	0.00 ± 0.00	0.00 ± 0.00	0.20 ± 0.28	3.63 ± 0.60	5.59 ± 3.21	1.96 ± 3.27
HAWT	07/13/87	05	0.04 ± 0.09	0.93 ± 0.69	0.00 ± 0.00	6.11 ± 0.28	0.00 ± 0.00	0.00 ± 0.00	0.00 ± 0.00	0.27 ± 0.40	7.35 ± 0.96	7.06 ± 3.92	-0.29 ± 4.04
HAWT	07/13/87	09	0.20 ± 0.42	3.02 ± 1.50	0.00 ± 0.00	7.26 ± 0.41	0.00 ± 0.00	0.00 ± 0.00	0.00 ± 0.00	0.00 ± 0.00	10.48 ± 1.68	20.08 ± 4.05	9.60 ± 4.38
HAWT	07/13/87	13	0.06 ± 0.10	0.84 ± 0.75	0.00 ± 0.00	5.40 ± 0.25	0.00 ± 0.00	0.00 ± 0.00	0.00 ± 0.00	0.10 ± 0.40	6.41 ± 0.99	11.85 ± 4.07	5.44 ± 4.19
HAWT	07/13/87	17	0.00 ± 0.00	0.98 ± 0.55	0.00 ± 0.00	4.32 ± 0.13	0.00 ± 0.00	0.00 ± 0.00	0.00 ± 0.00	3.11 ± 0.35	8.41 ± 0.75	8.42 ± 2.30	0.01 ± 2.42
HAWT	07/14/87	00	0.03 ± 0.06	0.52 ± 0.48	0.00 ± 0.00	8.03 ± 0.39	0.00 ± 0.00	0.00 ± 0.00	0.00 ± 0.00	0.17 ± 0.30	8.75 ± 0.84	17.32 ± 3.19	8.57 ± 3.30
HAWT	07/14/87	05	0.10 ± 0.45	4.91 ± 1.78	0.00 ± 0.00	22.11 ± 2.66	0.00 ± 0.00	0.00 ± 0.00	0.00 ± 0.00	0.00 ± 0.00	27.12 ± 2.45	36.23 ± 4.09	9.11 ± 4.77
HAWT	07/14/87	09	0.07 ± 0.53	6.16 ± 2.08	0.00 ± 0.00	22.55 ± 2.82	0.00 ± 0.00	0.00 ± 0.00	0.00 ± 0.00	0.00 ± 0.00	28.78 ± 2.72	33.60 ± 4.09	4.82 ± 4.91
HAWT	07/14/87	13	2.16 ± 0.58	5.18 ± 1.88	0.00 ± 0.00	7.15 ± 0.44	0.00 ± 0.00	0.00 ± 0.00	0.00 ± 0.00	0.00 ± 0.00	14.49 ± 2.07	31.65 ± 4.09	17.16 ± 4.58
HAWT	07/14/87	17	0.00 ± 0.00	3.01 ± 1.08	0.00 ± 0.00	6.76 ± 0.29	0.00 ± 0.00	0.00 ± 0.00	0.00 ± 0.00	0.21 ± 0.30	9.98 ± 1.25	22.98 ± 2.30	13.00 ± 2.62
HAWT	07/15/87	00	0.06 ± 0.36	4.10 ± 1.41	0.00 ± 0.00	12.03 ± 0.86	0.00 ± 0.00	0.00 ± 0.00	0.00 ± 0.00	0.00 ± 0.00	16.19 ± 1.73	24.21 ± 3.18	8.02 ± 3.62
HAWT	07/15/87	05	0.00 ± 0.00	5.98 ± 1.97	0.00 ± 0.00	15.27 ± 1.40	0.00 ± 0.00	0.00 ± 0.00	0.00 ± 0.00	0.28 ± 0.55	21.53 ± 2.37	41.49 ± 4.13	19.96 ± 4.76

Table B-1 (continued)
Individual Source Contributions to $PM_{2.5}$ Mass at SCAQS Sites Between 6/19/87 to 12/11/87

Site[a]	Date/Time[b]		Primary Geological SCE ± σ (μg/m³)	Primary Motor Veh. Exhaust SCE ± σ (μg/m³)	Vegetative Burning SCE ± σ (μg/m³)	Secondary Sulfate SCE ± σ (μg/m³)	Secondary Nitrate SCE ± σ (μg/m³)	Construction (Limestone) SCE ± σ (μg/m³)	Oil Combustion S CE ± σ (μg/m³)	Marine Aerosol SCE ± σ (μg/m³)	Calculated Mass ± σ (μg/m³)	Measured Mass ± σ (μg/m³)	Unexplained Mass ± σ (μg/m³)
HAWT	07/15/87	09	0.00 ± 0.00	6.36 ± 2.04	0.00 ± 0.00	14.37 ± 1.28	0.00 ± 0.00	0.00 ± 0.00	0.00 ± 0.00	0.00 ± 0.00	20.73 ± 2.33	34.70 ± 3.99	13.97 ± 4.62
HAWT	07/15/87	13	0.05 ± 0.12	1.35 ± 0.87	0.00 ± 0.00	5.53 ± 0.26	0.00 ± 0.00	0.00 ± 0.00	0.00 ± 0.00	0.12 ± 0.12	7.05 ± 1.03	13.06 ± 4.18	6.01 ± 4.31
HAWT	07/15/87	17	0.08 ± 0.24	3.57 ± 1.18	0.00 ± 0.00	9.77 ± 0.56	0.00 ± 0.00	0.00 ± 0.00	0.00 ± 0.00	0.00 ± 0.00	13.41 ± 1.41	26.39 ± 2.23	12.98 ± 2.64
HAWT	08/27/87	00	0.00 ± 0.00	4.04 ± 1.38	0.00 ± 0.00	6.78 ± 0.34	0.00 ± 0.00	0.00 ± 0.00	0.00 ± 0.00	0.96 ± 0.42	11.79 ± 1.56	19.25 ± 3.05	7.46 ± 3.43
HAWT	08/27/87	05	0.07 ± 0.58	6.18 ± 2.00	0.00 ± 0.00	6.87 ± 0.44	0.00 ± 0.00	0.00 ± 0.00	0.00 ± 0.00	1.10 ± 0.55	14.21 ± 2.25	28.75 ± 3.96	14.54 ± 4.55
HAWT	08/27/87	09	0.00 ± 0.00	5.08 ± 1.83	0.00 ± 0.00	9.66 ± 0.66	0.00 ± 0.00	0.00 ± 0.00	0.00 ± 0.00	1.18 ± 0.56	15.92 ± 2.08	16.71 ± 4.18	0.79 ± 4.67
HAWT	08/27/87	13	0.00 ± 0.55	4.12 ± 1.67	0.00 ± 0.00	8.78 ± 0.56	0.00 ± 0.00	0.00 ± 0.00	0.00 ± 0.00	0.00 ± 0.00	12.80 ± 1.91	0.00 ± 0.00	0.00 ± 0.00
HAWT	08/27/87	17	0.00 ± 0.00	2.85 ± 1.00	0.00 ± 0.00	8.26 ± 0.40	0.00 ± 0.00	0.00 ± 0.00	0.00 ± 0.00	0.83 ± 0.32	11.94 ± 1.23	17.68 ± 2.10	5.74 ± 2.43
HAWT	08/28/87	00	0.00 ± 0.00	10.73 ± 4.28	0.00 ± 0.00	11.21 ± 1.12	0.00 ± 0.00	0.00 ± 0.00	0.00 ± 0.00	0.76 ± 0.47	22.69 ± 4.43	26.38 ± 3.11	3.69 ± 5.41
HAWT	08/28/87	05	0.00 ± 0.00	7.02 ± 2.16	0.00 ± 0.00	17.60 ± 1.83	0.00 ± 0.00	0.00 ± 0.00	0.00 ± 0.00	0.51 ± 0.55	25.12 ± 2.61	31.52 ± 3.99	6.40 ± 4.77
HAWT	08/28/87	09	0.00 ± 0.00	9.21 ± 2.75	0.00 ± 0.00	22.92 ± 3.08	0.00 ± 0.00	0.00 ± 0.00	0.00 ± 0.00	0.64 ± 0.57	32.77 ± 3.31	45.71 ± 4.76	12.94 ± 5.80
HAWT	08/28/87	13	0.00 ± 0.00	5.68 ± 1.96	0.00 ± 0.00	10.40 ± 0.76	0.00 ± 0.00	0.00 ± 0.00	0.00 ± 0.00	0.69 ± 0.57	16.77 ± 2.22	19.68 ± 4.28	2.91 ± 4.82
HAWT	08/28/87	17	0.00 ± 0.00	11.98 ± 4.71	0.00 ± 0.00	11.12 ± 1.17	0.00 ± 0.00	0.00 ± 0.00	0.00 ± 0.00	1.41 ± 0.39	24.51 ± 4.85	25.83 ± 2.26	1.32 ± 5.35
HAWT	08/29/87	00	1.82 ± 0.74	11.44 ± 3.03	0.00 ± 0.00	26.12 ± 3.94	0.00 ± 0.00	0.00 ± 0.00	0.00 ± 0.00	1.98 ± 0.55	41.36 ± 3.74	58.55 ± 3.41	17.19 ± 5.06
HAWT	08/29/87	05	0.02 ± 0.72	9.97 ± 2.79	0.00 ± 0.00	28.87 ± 8.61	0.00 ± 0.00	0.00 ± 0.00	0.00 ± 0.00	1.09 ± 0.58	39.95 ± 4.15	48.88 ± 3.96	8.93 ± 5.74
HAWT	08/29/87	09	0.15 ± 0.74	10.09 ± 2.96	0.00 ± 0.00	32.63 ± 5.82	0.00 ± 0.00	0.00 ± 0.00	0.00 ± 0.00	0.32 ± 0.60	43.18 ± 3.93	61.14 ± 4.16	17.96 ± 5.72
HAWT	08/29/87	13	0.00 ± 0.00	6.02 ± 2.00	0.00 ± 0.00	22.54 ± 2.79	0.00 ± 0.00	0.00 ± 0.00	0.00 ± 0.00	0.11 ± 0.13	28.68 ± 2.61	152.64 ± 4.00	123.96 ± 4.78
HAWT	08/29/87	17	0.00 ± 0.00	2.31 ± 0.82	0.00 ± 0.00	10.87 ± 0.65	0.00 ± 0.00	0.00 ± 0.00	0.00 ± 0.00	0.31 ± 0.30	13.48 ± 1.19	17.51 ± 2.34	4.03 ± 2.63
HAWT	09/02/87	00	0.00 ± 0.00	7.56 ± 2.10	0.00 ± 0.00	6.67 ± 0.43	0.00 ± 0.00	0.00 ± 0.00	0.00 ± 0.00	3.37 ± 0.59	17.60 ± 2.28	25.40 ± 3.23	7.80 ± 3.95
HAWT	09/02/87	05	0.00 ± 0.00	8.38 ± 2.42	0.00 ± 0.00	6.42 ± 0.47	0.00 ± 0.00	0.00 ± 0.00	0.00 ± 0.00	3.20 ± 0.67	18.00 ± 2.60	27.02 ± 4.04	9.02 ± 4.80
HAWT	09/02/87	09	0.00 ± 0.00	7.38 ± 2.27	0.00 ± 0.00	7.55 ± 0.54	0.00 ± 0.00	0.00 ± 0.00	0.00 ± 0.00	1.79 ± 0.59	16.71 ± 2.46	17.96 ± 3.96	1.25 ± 4.66
HAWT	09/02/87	13	0.00 ± 0.00	5.82 ± 1.92	0.00 ± 0.00	6.06 ± 0.38	0.00 ± 0.00	0.00 ± 0.00	0.00 ± 0.00	0.00 ± 0.00	11.88 ± 2.02	8.36 ± 3.98	-3.52 ± 4.46
HAWT	09/02/87	17	0.00 ± 0.00	4.93 ± 1.45	0.00 ± 0.00	6.06 ± 0.29	0.00 ± 0.00	0.00 ± 0.00	0.00 ± 0.00	2.36 ± 0.41	13.35 ± 1.60	17.27 ± 2.33	3.92 ± 2.83
HAWT	09/03/87	00	0.00 ± 0.00	8.06 ± 2.26	0.00 ± 0.00	14.13 ± 1.29	0.00 ± 0.00	0.00 ± 0.00	0.00 ± 0.00	2.36 ± 0.54	24.56 ± 2.59	29.08 ± 3.25	4.52 ± 4.16
HAWT	09/03/87	05	0.52 ± 0.91	14.53 ± 3.67	0.00 ± 0.00	17.42 ± 2.23	0.00 ± 0.00	0.00 ± 0.00	0.00 ± 0.00	1.01 ± 0.61	33.47 ± 4.11	40.06 ± 4.02	6.59 ± 5.75
HAWT	09/03/87	09	0.00 ± 0.00	8.05 ± 2.40	0.00 ± 0.00	13.92 ± 1.29	0.00 ± 0.00	0.00 ± 0.00	0.00 ± 0.00	1.22 ± 0.57	23.19 ± 2.72	29.41 ± 3.92	6.22 ± 4.77
HAWT	09/03/87	13	0.00 ± 0.00	3.13 ± 1.19	0.00 ± 0.00	8.00 ± 0.46	0.00 ± 0.00	0.00 ± 0.00	0.00 ± 0.00	0.67 ± 0.50	11.79 ± 1.45	14.02 ± 3.96	2.23 ± 4.22
HAWT	09/03/87	17	0.00 ± 0.00	3.84 ± 1.24	0.00 ± 0.00	11.25 ± 0.73	0.00 ± 0.00	0.00 ± 0.00	0.00 ± 0.00	0.97 ± 0.33	16.07 ± 1.54	21.46 ± 2.33	5.39 ± 2.79
HAWT	11/11/87	00	0.15 ± 0.86	13.70 ± 2.72	0.00 ± 0.00	0.00 ± 0.00	0.00 ± 0.00	0.00 ± 0.00	0.00 ± 0.00	0.28 ± 0.13	14.13 ± 2.86	19.04 ± 2.92	4.91 ± 4.09
HAWT	11/11/87	06	0.93 ± 1.20	18.20 ± 3.75	0.00 ± 0.00	0.00 ± 0.00	0.00 ± 0.00	0.00 ± 0.00	0.00 ± 0.00	0.05 ± 0.14	19.18 ± 3.94	32.89 ± 4.50	13.71 ± 5.98

Table B-1 (continued)
Individual Source Contributions to $PM_{2.5}$ Mass at SCAQS Sites Between 6/19/87 to 12/11/87

Site[a]	Date/Time[b]		Primary Geological SCE ± σ (μg/m³)	Primary Motor Veh. Exhaust SCE ± σ (μg/m³)	Vegetative Burning SCE ± σ (μg/m³)	Secondary Sulfate SCE ± σ (μg/m³)	Secondary Nitrate SCE ± σ (μg/m³)	Construction (Limestone) SCE ± σ (μg/m³)	Oil Combustion S CE ± σ (μg/m³)	Marine Aerosol SCE ± σ (μg/m³)	Calculated Mass ± σ (μg/m³)	Measured Mass ± σ (μg/m³)	Unexplained Mass ± σ (μg/m³)
HAWT	11/11/87	10	0.26 ± 0.90	11.08 ± 3.08	0.00 ± 0.00	0.44 ± 0.27	0.00 ± 0.00	0.00 ± 0.00	0.00 ± 0.00	0.10 ± 0.17	11.87 ± 3.26	17.88 ± 4.26	6.01 ± 5.36
HAWT	11/11/87	14	0.00 ± 0.00	5.35 ± 1.89	0.00 ± 0.00	0.97 ± 0.15	0.00 ± 0.00	0.00 ± 0.00	0.00 ± 0.00	0.26 ± 0.16	6.58 ± 1.93	6.12 ± 4.25	-0.46 ± 4.67
HAWT	11/11/87	18	0.48 ± 0.66	9.10 ± 2.52	0.00 ± 0.00	1.70 ± 0.18	0.22 ± 0.96	0.00 ± 0.00	0.00 ± 0.00	0.00 ± 0.00	11.50 ± 2.81	19.15 ± 2.97	7.65 ± 4.09
HAWT	11/12/87	00	0.00 ± 0.00	34.35 ± 5.83	0.00 ± 0.00	0.00 ± 0.00	0.00 ± 0.00	0.00 ± 0.00	0.00 ± 0.00	0.49 ± 0.19	34.84 ± 5.83	38.22 ± 2.88	3.38 ± 6.50
HAWT	11/12/87	06	0.00 ± 0.00	36.13 ± 6.77	0.00 ± 0.00	0.00 ± 0.00	6.33 ± 3.50	0.00 ± 0.00	0.00 ± 0.00	0.42 ± 0.23	42.88 ± 7.63	66.23 ± 4.43	23.35 ± 8.82
HAWT	11/12/87	10	2.48 ± 1.66	28.41 ± 6.08	0.00 ± 0.00	9.05 ± 1.92	69.30 ± 8.03	0.00 ± 0.00	0.00 ± 0.00	0.35 ± 0.18	109.59 ± 10.67	135.43 ± 4.57	25.84 ± 11.61
HAWT	11/12/87	14	0.00 ± 0.00	11.07 ± 3.19	0.00 ± 0.00	5.45 ± 0.55	21.07 ± 1.97	0.00 ± 0.00	0.00 ± 0.00	0.54 ± 0.16	38.12 ± 3.82	47.60 ± 4.33	9.48 ± 5.77
HAWT	11/12/87	18	0.00 ± 0.00	11.95 ± 3.04	0.00 ± 0.00	3.97 ± 0.36	6.51 ± 1.33	0.00 ± 0.00	0.00 ± 0.00	1.38 ± 0.17	23.82 ± 3.38	29.95 ± 2.89	6.13 ± 4.45
HAWT	11/13/87	00	0.00 ± 0.00	31.79 ± 6.61	0.00 ± 0.00	10.12 ± 2.23	19.39 ± 4.81	0.00 ± 0.00	0.00 ± 0.00	1.20 ± 0.22	62.50 ± 8.31	66.50 ± 2.97	4.00 ± 8.82
HAWT	11/13/87	06	0.00 ± 0.00	22.63 ± 5.43	0.00 ± 0.00	16.14 ± 3.00	27.35 ± 3.24	0.00 ± 0.00	0.00 ± 0.00	1.41 ± 0.26	67.53 ± 6.57	79.05 ± 4.58	11.52 ± 8.01
HAWT	11/13/87	10	0.00 ± 0.00	15.17 ± 3.99	0.00 ± 0.00	18.31 ± 2.99	18.05 ± 2.39	0.00 ± 0.00	0.00 ± 0.00	1.02 ± 0.22	52.55 ± 4.97	71.12 ± 4.47	18.57 ± 6.68
HAWT	11/13/87	14	0.00 ± 0.00	8.35 ± 2.58	0.00 ± 0.00	7.47 ± 0.62	3.04 ± 1.14	0.00 ± 0.00	0.00 ± 0.00	1.71 ± 0.26	20.58 ± 2.94	36.15 ± 4.46	15.57 ± 5.34
HAWT	11/13/87	18	0.00 ± 0.00	3.31 ± 1.20	0.00 ± 0.00	2.34 ± 0.10	0.00 ± 0.00	0.00 ± 0.00	0.00 ± 0.00	1.73 ± 0.22	7.38 ± 1.26	22.64 ± 2.82	15.26 ± 3.09
HAWT	12/03/87	00	0.00 ± 0.00	64.01 ± 12.58	0.00 ± 0.00	2.15 ± 4.42	34.54 ± 6.55	0.00 ± 0.00	0.00 ± 0.00	0.64 ± 0.27	101.34 ± 14.34	123.77 ± 3.30	22.43 ± 14.71
HAWT	12/03/87	06	0.76 ± 3.99	74.88 ± 15.51	0.00 ± 0.00	3.59 ± 6.35	65.03 ± 8.51	0.00 ± 0.00	0.00 ± 0.00	0.63 ± 0.42	144.90 ± 18.31	224.00 ± 4.90	79.10 ± 18.95
HAWT	12/03/87	10	0.13 ± 2.09	37.26 ± 8.44	0.00 ± 0.00	7.76 ± 2.31	62.88 ± 5.79	0.00 ± 0.00	0.00 ± 0.00	0.56 ± 0.27	108.59 ± 10.56	165.70 ± 4.65	57.11 ± 11.54
HAWT	12/03/87	14	0.80 ± 1.38	21.50 ± 5.44	0.00 ± 0.00	8.83 ± 1.41	27.21 ± 2.99	0.00 ± 0.00	0.00 ± 0.00	0.91 ± 0.25	59.25 ± 6.48	101.51 ± 4.82	42.26 ± 8.08
HAWT	12/03/87	18	0.00 ± 0.00	21.04 ± 4.81	0.00 ± 0.00	4.36 ± 0.73	13.79 ± 2.30	0.00 ± 0.00	0.00 ± 0.00	3.43 ± 0.35	42.63 ± 5.41	60.71 ± 2.95	18.08 ± 6.16
HAWT	12/10/87	00	0.00 ± 0.00	61.82 ± 10.59	0.00 ± 0.00	0.00 ± 0.00	20.22 ± 6.02	0.00 ± 0.00	0.00 ± 0.00	0.80 ± 0.24	82.84 ± 12.19	98.44 ± 3.02	15.60 ± 12.56
HAWT	12/10/87	06	0.00 ± 0.00	50.30 ± 9.13	0.00 ± 0.00	0.00 ± 0.00	16.66 ± 4.95	0.00 ± 0.00	0.00 ± 0.00	0.14 ± 0.23	67.11 ± 10.39	95.47 ± 4.96	28.36 ± 11.51
HAWT	12/10/87	10	0.00 ± 0.00	19.42 ± 4.79	0.00 ± 0.00	0.54 ± 0.56	17.40 ± 2.30	0.00 ± 0.00	0.00 ± 0.00	0.26 ± 0.18	37.62 ± 5.37	61.00 ± 4.36	23.38 ± 6.92
HAWT	12/10/87	14	0.00 ± 0.00	11.66 ± 3.23	0.00 ± 0.00	2.67 ± 0.34	15.76 ± 1.69	0.00 ± 0.00	0.00 ± 0.00	0.93 ± 0.18	31.03 ± 3.69	43.20 ± 4.24	12.17 ± 5.62
HAWT	12/10/87	18	0.00 ± 0.00	26.60 ± 4.64	0.00 ± 0.00	0.00 ± 0.00	0.00 ± 0.00	0.00 ± 0.00	0.00 ± 0.00	0.67 ± 0.14	27.27 ± 4.64	38.81 ± 2.86	11.54 ± 5.45
HAWT	12/11/87	00	0.00 ± 0.00	60.28 ± 10.35	0.00 ± 0.00	0.00 ± 0.00	5.78 ± 5.71	0.00 ± 0.00	0.00 ± 0.00	0.91 ± 0.22	66.97 ± 11.82	72.17 ± 2.99	5.20 ± 12.19
HAWT	12/11/87	06	0.04 ± 3.69	69.47 ± 14.37	0.00 ± 0.00	2.34 ± 5.38	24.01 ± 6.83	0.00 ± 0.00	0.00 ± 0.00	0.51 ± 0.30	96.38 ± 16.50	112.47 ± 4.65	16.09 ± 17.14
HAWT	12/11/87	10	0.00 ± 0.00	35.97 ± 7.82	0.00 ± 0.00	14.41 ± 3.55	57.51 ± 5.51	0.00 ± 0.00	0.00 ± 0.00	0.66 ± 0.19	108.55 ± 9.75	135.65 ± 4.53	27.10 ± 10.75
HAWT	12/11/87	14	0.00 ± 0.00	14.40 ± 3.82	0.00 ± 0.00	12.40 ± 1.71	22.85 ± 2.41	0.00 ± 0.00	0.00 ± 0.00	0.25 ± 0.14	49.89 ± 4.70	61.76 ± 4.35	11.87 ± 6.40
HAWT	12/11/87	18	0.00 ± 0.00	34.19 ± 7.09	0.00 ± 0.00	7.92 ± 1.90	12.92 ± 3.47	0.00 ± 0.00	0.00 ± 0.00	0.11 ± 0.14	55.14 ± 8.01	68.35 ± 3.03	13.21 ± 8.56
LBCC	06/19/87	00	0.00 ± 0.00	5.19 ± 1.64	0.00 ± 0.00	1.65 ± 0.11	0.00 ± 0.00	0.00 ± 0.00	0.00 ± 0.00	3.21 ± 0.46	10.06 ± 1.74	18.08 ± 3.06	8.02 ± 3.52
LBCC	06/19/87	05	3.92 ± 0.54	2.26 ± 1.41	0.00 ± 0.00	5.51 ± 0.28	0.00 ± 0.00	0.00 ± 0.00	0.00 ± 0.00	3.12 ± 0.52	14.81 ± 1.69	52.22 ± 4.04	37.41 ± 4.38

Table B-1 (continued)
Individual Source Contributions to $PM_{2.5}$ Mass at SCAQS Sites Between 6/19/87 to 12/11/87

Site[a]	Date/Time[b]		Primary Geological SCE ± σ (μg/m³)	Primary Motor Veh. Exhaust SCE ± σ (μg/m³)	Vegetative Burning SCE ± σ (μg/m³)	Secondary Sulfate SCE ± σ (μg/m³)	Secondary Nitrate SCE ± σ (μg/m³)	Construction (Limestone) SCE ± σ (μg/m³)	Oil Combustion S CE ± σ (μg/m³)	Marine Aerosol SCE ± σ (μg/m³)	Calculated Mass ± σ (μg/m³)	Measured Mass ± σ (μg/m³)	Unexplained Mass ± σ (μg/m³)
LBCC	06/19/87	09	0.11 ± 0.49	4.93 ± 1.88	0.00 ± 0.00	6.75 ± 0.41	0.00 ± 0.00	0.00 ± 0.00	0.00 ± 0.00	1.66 ± 0.50	13.45 ± 2.10	23.05 ± 4.06	9.60 ± 4.57
LBCC	06/19/87	13	0.12 ± 0.47	4.67 ± 1.81	0.00 ± 0.00	5.02 ± 0.29	0.00 ± 0.00	0.00 ± 0.00	0.00 ± 0.00	1.71 ± 0.54	11.52 ± 2.02	23.87 ± 3.95	12.35 ± 4.44
LBCC	06/19/87	17	0.00 ± 0.00	4.32 ± 1.32	0.00 ± 0.00	5.17 ± 0.22	0.00 ± 0.00	0.00 ± 0.00	0.00 ± 0.00	1.85 ± 0.31	11.34 ± 1.43	17.78 ± 2.19	6.44 ± 2.62
LBCC	06/24/87	00	0.00 ± 0.00	4.20 ± 1.46	0.00 ± 0.00	13.93 ± 1.11	0.00 ± 0.00	0.00 ± 0.00	0.00 ± 0.00	1.27 ± 0.43	19.41 ± 1.85	28.47 ± 3.14	9.06 ± 3.64
LBCC	06/24/87	05	0.00 ± 0.00	4.12 ± 1.69	0.00 ± 0.00	22.04 ± 2.75	3.33 ± 0.98	0.00 ± 0.00	0.00 ± 0.00	0.71 ± 0.50	30.19 ± 2.61	37.93 ± 3.97	7.74 ± 4.75
LBCC	06/24/87	09	0.00 ± 0.00	3.11 ± 1.57	0.00 ± 0.00	10.16 ± 0.67	0.00 ± 0.00	0.00 ± 0.00	0.00 ± 0.00	0.98 ± 0.46	14.25 ± 1.83	20.89 ± 4.02	6.64 ± 4.42
LBCC	06/24/87	13	0.00 ± 0.00	3.11 ± 1.63	0.00 ± 0.00	7.74 ± 0.45	0.00 ± 0.00	0.00 ± 0.00	0.00 ± 0.00	1.10 ± 0.47	11.95 ± 1.82	23.84 ± 4.09	11.89 ± 4.48
LBCC	06/24/87	17	0.04 ± 0.35	3.96 ± 1.32	0.00 ± 0.00	9.83 ± 0.63	2.40 ± 0.73	0.00 ± 0.00	0.00 ± 0.00	1.26 ± 0.36	17.50 ± 1.77	26.38 ± 2.30	8.88 ± 2.82
LBCC	06/25/87	00	0.00 ± 0.00	3.51 ± 1.36	0.00 ± 0.00	12.49 ± 0.90	0.00 ± 0.00	0.00 ± 0.00	0.00 ± 0.00	1.37 ± 0.43	17.37 ± 1.71	27.29 ± 3.17	9.92 ± 3.60
LBCC	06/25/87	05	0.15 ± 0.40	3.49 ± 1.56	0.00 ± 0.00	11.13 ± 0.78	0.00 ± 0.00	0.00 ± 0.00	0.00 ± 0.00	1.25 ± 0.51	16.02 ± 1.90	20.25 ± 3.92	4.23 ± 4.36
LBCC	06/25/87	09	0.21 ± 0.42	2.60 ± 1.52	0.00 ± 0.00	5.91 ± 0.31	0.00 ± 0.00	0.00 ± 0.00	0.00 ± 0.00	1.46 ± 0.53	10.18 ± 1.75	13.58 ± 4.19	3.40 ± 4.54
LBCC	06/25/87	13	0.12 ± 0.35	2.05 ± 1.48	0.00 ± 0.00	7.29 ± 0.41	0.00 ± 0.00	0.00 ± 0.00	0.00 ± 0.00	0.45 ± 0.50	9.91 ± 1.73	15.09 ± 4.22	5.18 ± 4.56
LBCC	06/25/87	17	0.16 ± 0.39	4.97 ± 1.55	0.00 ± 0.00	9.76 ± 0.70	5.72 ± 0.89	0.00 ± 0.00	0.00 ± 0.00	0.12 ± 0.29	20.73 ± 2.04	29.72 ± 2.30	8.99 ± 3.07
LBCC	07/13/87	00	0.04 ± 0.22	3.60 ± 1.34	0.00 ± 0.00	2.65 ± 0.16	0.00 ± 0.00	0.00 ± 0.00	1.50 ± 0.81	0.44 ± 0.28	8.23 ± 1.70	9.26 ± 3.11	1.03 ± 3.54
LBCC	07/13/87	05	3.27 ± 0.84	12.80 ± 3.57	0.00 ± 0.00	4.05 ± 0.44	1.00 ± 1.38	0.00 ± 0.00	0.00 ± 0.00	0.32 ± 0.39	21.43 ± 4.00	46.04 ± 3.88	24.61 ± 5.57
LBCC	07/13/87	09	0.00 ± 0.00	7.95 ± 2.40	0.00 ± 0.00	6.99 ± 0.61	0.00 ± 0.00	0.00 ± 0.00	1.67 ± 2.67	0.00 ± 0.00	16.61 ± 3.00	23.10 ± 4.07	6.49 ± 5.06
LBCC	07/13/87	13	0.60 ± 0.50	1.35 ± 3.38	0.00 ± 0.00	6.17 ± 0.43	0.00 ± 0.00	0.00 ± 0.00	0.00 ± 0.00	0.00 ± 0.00	8.12 ± 3.48	15.77 ± 4.04	7.65 ± 5.33
LBCC	07/13/87	17	0.04 ± 0.31	2.85 ± 1.05	0.00 ± 0.00	5.05 ± 0.20	0.00 ± 0.00	0.00 ± 0.00	0.71 ± 0.62	0.25 ± 0.21	8.90 ± 1.44	10.95 ± 2.24	2.05 ± 2.66
LBCC	07/14/87	00	3.22 ± 0.50	5.15 ± 1.74	0.00 ± 0.00	12.25 ± 0.94	0.00 ± 0.00	0.00 ± 0.00	0.00 ± 0.00	0.40 ± 0.39	21.02 ± 2.09	47.00 ± 3.82	25.98 ± 4.35
LBCC	07/14/87	05	0.11 ± 0.43	4.46 ± 1.68	0.00 ± 0.00	13.48 ± 1.09	0.00 ± 0.00	0.00 ± 0.00	0.00 ± 0.00	0.00 ± 0.00	18.06 ± 2.02	18.12 ± 3.94	0.06 ± 4.43
LBCC	07/14/87	09	0.01 ± 0.57	7.52 ± 2.34	0.00 ± 0.00	13.71 ± 1.24	0.00 ± 0.00	0.00 ± 0.00	0.00 ± 0.00	0.00 ± 0.00	21.24 ± 2.66	27.38 ± 4.13	6.14 ± 4.91
LBCC	07/14/87	13	0.47 ± 0.60	6.71 ± 2.17	0.00 ± 0.00	10.90 ± 0.86	0.00 ± 0.00	0.00 ± 0.00	0.60 ± 0.43	0.00 ± 0.00	18.67 ± 2.52	25.01 ± 3.96	6.34 ± 4.69
LBCC	07/14/87	17	0.05 ± 0.34	3.66 ± 1.23	0.00 ± 0.00	8.23 ± 0.42	0.00 ± 0.00	0.00 ± 0.00	0.00 ± 0.00	0.02 ± 0.28	11.95 ± 1.46	16.49 ± 2.33	4.54 ± 2.75
LBCC	07/15/87	00	0.00 ± 0.00	1.35 ± 0.63	0.00 ± 0.00	6.96 ± 0.31	0.00 ± 0.00	0.00 ± 0.00	0.00 ± 0.00	0.00 ± 0.00	8.31 ± 0.85	13.46 ± 3.13	5.15 ± 3.24
LBCC	07/15/87	05	0.00 ± 0.00	2.53 ± 1.00	0.00 ± 0.00	7.17 ± 0.38	0.00 ± 0.00	0.00 ± 0.00	0.00 ± 0.00	0.00 ± 0.00	9.70 ± 1.17	13.39 ± 3.95	3.69 ± 4.12
LBCC	07/15/87	09	0.00 ± 0.00	1.71 ± 0.85	0.00 ± 0.00	3.73 ± 0.16	0.00 ± 0.00	0.00 ± 0.00	0.00 ± 0.00	0.00 ± 0.00	5.44 ± 0.94	7.05 ± 3.85	1.61 ± 3.96
LBCC	07/15/87	13	0.03 ± 0.14	1.74 ± 0.95	0.00 ± 0.00	2.14 ± 0.12	0.00 ± 0.00	0.00 ± 0.00	0.00 ± 0.00	0.10 ± 0.10	4.01 ± 1.02	6.06 ± 4.04	2.05 ± 4.17
LBCC	07/15/87	17	0.10 ± 0.18	2.55 ± 0.96	0.00 ± 0.00	7.22 ± 0.32	0.00 ± 0.00	0.00 ± 0.00	0.00 ± 0.00	0.09 ± 0.11	9.96 ± 1.14	14.43 ± 2.21	4.47 ± 2.49
LBCC	08/27/87	00	6.21 ± 0.91	13.85 ± 3.28	0.00 ± 0.00	7.64 ± 0.73	0.00 ± 0.00	0.00 ± 0.00	0.00 ± 0.00	0.74 ± 0.51	28.45 ± 3.54	43.36 ± 3.33	14.91 ± 4.86
LBCC	08/27/87	05	0.73 ± 0.84	12.77 ± 3.30	0.00 ± 0.00	7.61 ± 0.73	0.00 ± 0.00	0.00 ± 0.00	0.00 ± 0.00	1.22 ± 0.61	22.33 ± 3.57	32.41 ± 3.98	10.08 ± 5.35

Table B-1 (continued)
Individual Source Contributions to $PM_{2.5}$ Mass at SCAQS Sites Between 6/19/87 to 12/11/87

Site[a]	Date/Time[b]		Primary Geological SCE ± σ (μg/m³)	Primary Motor Veh. Exhaust SCE ± σ (μg/m³)	Vegetative Burning SCE ± σ (μg/m³)	Secondary Sulfate SCE ± σ (μg/m³)	Secondary Nitrate SCE ± σ (μg/m³)	Construction (Limestone) SCE ± σ (μg/m³)	Oil Combustion S CE ± σ (μg/m³)	Marine Aerosol SCE ± σ (μg/m³)	Calculated Mass ± σ (μg/m³)	Measured Mass ± σ (μg/m³)	Unexplained Mass ± σ (μg/m³)
LBCC	08/27/87	09	8.09 ± 2.86	7.84 ± 2.56	0.00 ± 0.00	8.79 ± 0.98	0.00 ± 0.00	0.00 ± 0.00	0.00 ± 0.00	0.00 ± 0.00	24.73 ± 3.43	32.63 ± 4.01	7.90 ± 5.28
LBCC	08/27/87	13	2.49 ± 0.60	5.92 ± 2.86	0.00 ± 0.00	8.74 ± 0.59	0.00 ± 0.00	0.00 ± 0.00	0.00 ± 0.00	0.19 ± 0.49	17.34 ± 2.32	24.44 ± 3.93	7.10 ± 4.56
LBCC	08/27/87	17	0.57 ± 0.40	5.40 ± 1.57	0.00 ± 0.00	9.45 ± 0.58	0.00 ± 0.00	0.00 ± 0.00	0.00 ± 0.00	1.06 ± 0.30	16.48 ± 1.81	26.42 ± 2.21	9.94 ± 2.86
LBCC	08/28/87	00	0.00 ± 0.00	4.38 ± 1.55	0.00 ± 0.00	9.35 ± 0.64	2.64 ± 0.82	0.00 ± 0.00	0.00 ± 0.00	0.14 ± 0.40	16.51 ± 1.97	26.45 ± 3.16	9.94 ± 3.72
LBCC	08/28/87	05	1.37 ± 0.84	12.71 ± 3.45	0.00 ± 0.00	17.02 ± 2.35	9.69 ± 1.86	0.00 ± 0.00	0.00 ± 0.00	0.50 ± 0.54	41.29 ± 4.32	52.98 ± 4.02	11.69 ± 5.90
LBCC	08/28/87	09	0.46 ± 0.80	11.94 ± 3.35	0.00 ± 0.00	29.58 ± 4.99	0.00 ± 0.00	0.00 ± 0.00	0.00 ± 0.00	0.07 ± 0.31	42.04 ± 4.11	51.92 ± 4.00	9.88 ± 5.74
LBCC	08/28/87	13	0.93 ± 0.66	8.27 ± 2.53	0.00 ± 0.00	15.33 ± 1.51	0.00 ± 0.00	0.00 ± 0.00	0.00 ± 0.00	0.69 ± 0.50	25.22 ± 2.93	35.89 ± 3.92	10.67 ± 4.89
LBCC	08/28/87	17	0.00 ± 0.00	5.63 ± 1.59	0.00 ± 0.00	12.43 ± 0.92	0.00 ± 0.00	0.00 ± 0.00	0.00 ± 0.00	0.99 ± 0.34	19.05 ± 1.89	25.63 ± 2.23	6.58 ± 2.92
LBCC	08/29/87	00	0.00 ± 0.00	7.30 ± 2.06	0.00 ± 0.00	19.30 ± 2.13	0.00 ± 0.00	0.00 ± 0.00	0.00 ± 0.00	0.88 ± 0.46	27.69 ± 2.57	41.28 ± 3.12	13.59 ± 4.04
LBCC	08/29/87	05	0.00 ± 0.00	4.57 ± 1.75	0.00 ± 0.00	16.01 ± 1.47	0.00 ± 0.00	0.00 ± 0.00	0.00 ± 0.00	0.57 ± 0.52	21.15 ± 2.19	31.97 ± 3.90	10.82 ± 4.47
LBCC	08/29/87	09	0.00 ± 0.00	4.04 ± 1.41	0.00 ± 0.00	19.14 ± 2.01	0.00 ± 0.00	0.00 ± 0.00	0.00 ± 0.00	0.00 ± 0.00	23.19 ± 2.00	36.37 ± 4.12	13.18 ± 4.58
LBCC	08/29/87	13	0.06 ± 0.54	5.03 ± 1.88	0.00 ± 0.00	16.03 ± 1.50	0.00 ± 0.00	0.00 ± 0.00	0.00 ± 0.00	0.00 ± 0.00	21.11 ± 2.31	29.47 ± 4.05	8.36 ± 4.66
LBCC	08/29/87	17	0.00 ± 0.00	4.25 ± 1.30	0.00 ± 0.00	9.57 ± 0.55	0.00 ± 0.00	0.00 ± 0.00	0.00 ± 0.00	0.59 ± 0.32	14.41 ± 1.53	19.80 ± 2.21	5.39 ± 2.69
LBCC	09/02/87	00	0.67 ± 0.56	7.99 ± 2.19	0.00 ± 0.00	6.62 ± 0.43	0.00 ± 0.00	0.00 ± 0.00	0.00 ± 0.00	1.86 ± 0.48	17.13 ± 2.41	20.99 ± 2.96	3.86 ± 3.82
LBCC	09/02/87	05	0.00 ± 0.00	26.87 ± 6.10	0.00 ± 0.00	6.68 ± 1.32	0.00 ± 0.00	0.00 ± 0.00	0.00 ± 0.00	2.72 ± 0.71	36.27 ± 6.25	40.73 ± 4.00	4.46 ± 7.42
LBCC	09/02/87	09	2.55 ± 1.39	24.69 ± 5.89	0.00 ± 0.00	10.95 ± 1.78	0.00 ± 0.00	0.00 ± 0.00	0.00 ± 0.00	1.92 ± 0.67	40.10 ± 6.23	62.08 ± 3.97	21.98 ± 7.39
LBCC	09/02/87	13	0.00 ± 0.00	7.67 ± 2.32	0.00 ± 0.00	6.47 ± 0.46	0.00 ± 0.00	0.00 ± 0.00	0.00 ± 0.00	1.05 ± 0.58	15.19 ± 2.49	18.94 ± 4.02	3.75 ± 4.73
LBCC	09/02/87	17	0.00 ± 0.00	3.71 ± 1.22	0.00 ± 0.00	10.42 ± 0.63	0.00 ± 0.00	0.00 ± 0.00	0.00 ± 0.00	2.08 ± 0.33	16.22 ± 1.49	17.54 ± 2.20	1.32 ± 2.66
LBCC	09/03/87	00	0.00 ± 0.00	1.74 ± 1.10	0.00 ± 0.00	11.63 ± 0.76	0.00 ± 0.00	0.00 ± 0.00	0.00 ± 0.00	1.92 ± 0.42	15.30 ± 1.47	21.56 ± 3.13	6.26 ± 3.46
LBCC	09/03/87	05	0.00 ± 0.00	4.64 ± 1.75	0.00 ± 0.00	13.90 ± 1.16	0.00 ± 0.00	0.00 ± 0.00	0.00 ± 0.00	1.73 ± 0.50	20.27 ± 2.12	24.35 ± 3.97	4.08 ± 4.50
LBCC	09/03/87	09	0.00 ± 0.00	4.59 ± 1.82	0.00 ± 0.00	11.55 ± 0.87	0.00 ± 0.00	0.00 ± 0.00	0.00 ± 0.00	1.70 ± 0.58	17.84 ± 2.13	21.07 ± 4.20	3.23 ± 4.71
LBCC	09/03/87	13	0.00 ± 0.00	1.47 ± 0.83	0.00 ± 0.00	10.32 ± 0.65	0.00 ± 0.00	0.00 ± 0.00	0.00 ± 0.00	0.77 ± 0.35	12.57 ± 1.21	17.10 ± 3.93	4.53 ± 4.11
LBCC	09/03/87	17	0.00 ± 0.00	1.29 ± 0.61	0.00 ± 0.00	7.83 ± 0.34	0.00 ± 0.00	0.00 ± 0.00	0.00 ± 0.00	0.98 ± 0.25	10.11 ± 0.88	13.45 ± 2.13	3.34 ± 2.30
LBCC	11/11/87	00	0.74 ± 1.02	16.66 ± 3.89	0.00 ± 0.00	0.28 ± 0.38	0.00 ± 0.00	0.00 ± 0.00	0.00 ± 0.00	0.44 ± 0.16	18.13 ± 4.07	24.43 ± 3.09	6.30 ± 5.11
LBCC	11/11/87	06	1.20 ± 1.28	19.94 ± 4.82	0.00 ± 0.00	0.03 ± 0.58	0.00 ± 0.00	0.00 ± 0.00	0.00 ± 0.00	0.20 ± 0.21	21.37 ± 5.04	29.15 ± 4.44	7.78 ± 6.72
LBCC	11/11/87	10	0.12 ± 0.86	9.09 ± 2.82	0.00 ± 0.00	0.76 ± 0.22	1.29 ± 1.04	0.00 ± 0.00	0.00 ± 0.00	0.02 ± 0.18	11.29 ± 3.17	16.47 ± 4.42	5.18 ± 5.44
LBCC	11/11/87	14	0.45 ± 0.97	12.08 ± 3.48	0.00 ± 0.00	1.31 ± 0.31	3.59 ± 1.32	0.00 ± 0.00	0.00 ± 0.00	0.25 ± 0.19	17.68 ± 3.89	24.02 ± 4.50	6.34 ± 5.95
LBCC	11/11/87	18	0.00 ± 0.00	23.67 ± 4.96	0.00 ± 0.00	0.78 ± 0.67	0.00 ± 0.00	0.00 ± 0.00	0.00 ± 0.00	0.42 ± 0.16	24.88 ± 5.03	28.37 ± 2.87	3.49 ± 5.79
LBCC	11/12/87	00	0.00 ± 0.00	0.00 ± 1.07	0.00 ± 0.00	0.00 ± 0.00	0.00 ± 0.18	0.00 ± 0.00	0.00 ± 0.00	0.00 ± 4.10	0.00 ± 4.24	53.54 ± 2.84	53.54 ± 5.10
LBCC	11/12/87	06	0.00 ± 0.00	42.68 ± 7.79	0.00 ± 0.00	0.00 ± 0.00	15.60 ± 4.23	0.00 ± 0.00	0.00 ± 0.00	0.73 ± 0.26	59.01 ± 8.87	66.20 ± 4.40	7.19 ± 9.90

Table B-1 (continued)
Individual Source Contributions to $PM_{2.5}$ Mass at SCAQS Sites Between 6/19/87 to 12/11/87

Site[a]	Date/Time[b]		Primary Geological SCE ± σ (μg/m³)	Primary Motor Veh. Exhaust SCE ± σ (μg/m³)	Vegetative Burning SCE ± σ (μg/m³)	Secondary Sulfate SCE ± σ (μg/m³)	Secondary Nitrate SCE ± σ (μg/m³)	Construction (Limestone) SCE ± σ (μg/m³)	Oil Combustion S CE ± σ (μg/m³)	Marine Aerosol SCE ± σ (μg/m³)	Calculated Mass ± σ (μg/m³)	Measured Mass ± σ (μg/m³)	Unexplained Mass ± σ (μg/m³)
LBCC	11/12/87	10	0.00 ± 0.00	18.43 ± 4.74	0.00 ± 0.00	3.38 ± 0.63	16.64 ± 2.21	0.00 ± 0.00	0.00 ± 0.00	0.00 ± 0.00	38.45 ± 5.29	52.71 ± 4.56	14.26 ± 6.98
LBCC	11/12/87	14	0.00 ± 0.00	18.12 ± 4.62	0.00 ± 0.00	4.97 ± 0.75	18.70 ± 2.30	0.00 ± 0.00	0.00 ± 0.00	0.50 ± 0.21	42.29 ± 5.24	54.21 ± 4.46	11.92 ± 6.88
LBCC	11/12/87	18	0.00 ± 0.00	24.14 ± 5.23	0.00 ± 0.00	3.59 ± 0.81	9.00 ± 2.43	0.00 ± 0.00	0.00 ± 0.00	0.98 ± 0.17	37.71 ± 5.84	45.37 ± 2.86	7.66 ± 6.50
LBCC	11/13/87	00	0.00 ± 0.00	21.40 ± 4.72	0.00 ± 0.00	4.77 ± 0.77	19.22 ± 2.51	0.00 ± 0.00	0.00 ± 0.00	0.42 ± 0.11	45.81 ± 5.42	52.37 ± 2.83	6.56 ± 6.11
LBCC	11/13/87	06	0.00 ± 0.00	12.97 ± 3.56	0.00 ± 0.00	6.61 ± 0.75	41.83 ± 3.31	0.00 ± 0.00	0.00 ± 0.00	0.62 ± 0.15	62.04 ± 4.94	70.94 ± 4.38	8.90 ± 6.60
LBCC	11/13/87	10	0.00 ± 0.00	5.46 ± 2.15	0.00 ± 0.00	7.42 ± 0.53	0.94 ± 0.91	0.00 ± 0.00	0.00 ± 0.00	1.00 ± 0.21	14.82 ± 2.46	20.36 ± 4.49	5.54 ± 5.12
LBCC	11/13/87	14	0.00 ± 0.00	5.84 ± 2.01	0.00 ± 0.00	4.72 ± 0.30	0.00 ± 0.00	0.00 ± 0.00	0.00 ± 0.00	1.49 ± 0.24	12.05 ± 2.10	9.83 ± 4.43	-2.22 ± 4.90
LBCC	11/13/87	18	0.00 ± 0.00	5.16 ± 1.57	0.00 ± 0.00	4.59 ± 0.22	0.00 ± 0.00	0.00 ± 0.00	0.00 ± 0.00	0.92 ± 0.15	10.67 ± 1.64	13.08 ± 2.82	2.41 ± 3.26
LBCC	12/03/87	00	0.00 ± 0.00	81.93 ± 15.86	0.00 ± 0.00	0.61 ± 7.07	21.72 ± 7.90	0.00 ± 0.00	0.00 ± 0.00	0.23 ± 0.36	104.49 ± 17.92	125.96 ± 2.97	21.47 ± 18.16
LBCC	12/03/87	06	0.00 ± 0.00	96.83 ± 18.96	0.00 ± 0.00	5.05 ± 10.28	68.61 ± 10.40	0.00 ± 0.00	0.00 ± 0.00	0.35 ± 0.44	170.84 ± 21.86	194.17 ± 4.55	23.33 ± 22.33
LBCC	12/03/87	10	0.00 ± 0.00	49.75 ± 10.49	0.00 ± 0.00	12.57 ± 4.44	113.74 ± 9.43	0.00 ± 0.00	0.00 ± 0.00	0.66 ± 0.28	176.72 ± 14.27	227.36 ± 4.84	50.64 ± 15.07
LBCC	12/03/87	14	0.00 ± 0.00	35.34 ± 7.83	0.00 ± 0.00	12.19 ± 2.98	72.25 ± 6.24	0.00 ± 0.00	0.00 ± 0.00	0.51 ± 0.23	120.29 ± 10.17	166.92 ± 4.59	46.63 ± 11.16
LBCC	12/03/87	18	0.00 ± 0.00	58.12 ± 11.42	0.00 ± 0.00	3.00 ± 3.69	22.52 ± 5.74	0.00 ± 0.00	0.00 ± 0.00	0.43 ± 0.24	84.06 ± 12.93	104.59 ± 2.90	20.53 ± 13.25
LBCC	12/10/87	00	0.00 ± 0.00	87.26 ± 14.78	0.00 ± 0.00	0.00 ± 0.00	23.69 ± 8.40	0.00 ± 0.00	0.00 ± 0.00	0.71 ± 0.32	111.66 ± 17.01	122.83 ± 2.97	11.17 ± 17.27
LBCC	12/10/87	06	0.00 ± 0.00	69.58 ± 12.10	0.00 ± 0.00	0.00 ± 0.00	34.57 ± 7.04	0.00 ± 0.00	0.00 ± 0.00	0.72 ± 0.31	104.87 ± 14.00	109.16 ± 4.31	4.29 ± 14.65
LBCC	12/10/87	10	1.16 ± 1.71	29.06 ± 6.91	0.00 ± 0.00	3.53 ± 1.24	49.18 ± 4.51	0.00 ± 0.00	0.00 ± 0.00	0.19 ± 0.22	83.12 ± 8.50	107.02 ± 4.63	23.90 ± 9.68
LBCC	12/10/87	14	0.66 ± 1.29	20.02 ± 5.09	0.00 ± 0.00	1.42 ± 0.62	19.99 ± 2.45	0.00 ± 0.00	0.00 ± 0.00	0.05 ± 0.19	42.12 ± 5.85	44.77 ± 4.51	2.65 ± 7.39
LBCC	12/10/87	18	0.00 ± 0.00	36.72 ± 6.22	0.00 ± 0.00	0.00 ± 0.00	0.00 ± 0.00	0.00 ± 0.00	0.00 ± 0.00	0.28 ± 0.16	37.00 ± 6.22	43.58 ± 2.93	6.58 ± 6.88
LBCC	12/11/87	00	0.00 ± 0.00	40.68 ± 7.16	0.00 ± 0.00	0.00 ± 0.00	5.45 ± 3.88	0.00 ± 0.00	0.00 ± 0.00	0.13 ± 0.16	46.25 ± 8.14	54.70 ± 2.90	8.45 ± 8.64
LBCC	12/11/87	06	0.00 ± 0.00	39.72 ± 8.50	0.00 ± 0.00	1.71 ± 1.87	15.69 ± 3.97	0.00 ± 0.00	0.00 ± 0.00	0.16 ± 0.17	57.27 ± 9.48	62.14 ± 4.39	4.87 ± 10.45
LBCC	12/11/87	10	0.00 ± 0.00	19.21 ± 4.88	0.00 ± 0.00	5.07 ± 0.82	31.61 ± 2.99	0.00 ± 0.00	0.00 ± 0.00	0.06 ± 0.12	55.95 ± 5.80	67.27 ± 4.42	11.32 ± 7.29
LBCC	12/11/87	14	0.00 ± 0.00	28.18 ± 6.49	0.00 ± 0.00	10.24 ± 2.04	47.94 ± 4.46	0.00 ± 0.00	0.00 ± 0.00	0.05 ± 0.16	86.41 ± 8.00	104.04 ± 4.48	17.63 ± 9.17
LBCC	12/11/87	18	0.00 ± 0.00	71.40 ± 13.90	0.00 ± 0.00	11.06 ± 6.52	29.34 ± 7.14	0.00 ± 0.00	0.00 ± 0.00	0.42 ± 0.26	112.22 ± 15.83	125.11 ± 2.89	12.89 ± 16.09
RIVR	06/19/87	00	0.62 ± 0.61	7.76 ± 2.31	0.00 ± 0.00	3.87 ± 0.27	6.45 ± 1.04	0.28 ± 0.33	0.00 ± 0.00	0.90 ± 0.42	19.89 ± 2.71	27.74 ± 3.13	7.85 ± 4.14
RIVR	06/19/87	09	0.77 ± 0.90	12.23 ± 3.41	0.00 ± 0.00	4.17 ± 0.48	24.35 ± 2.20	0.23 ± 0.50	0.00 ± 0.00	0.00 ± 0.00	41.75 ± 4.24	58.01 ± 4.25	16.26 ± 6.00
RIVR	06/19/87	13	2.06 ± 0.88	12.04 ± 3.37	0.00 ± 0.00	3.21 ± 0.42	7.02 ± 1.95	0.17 ± 0.49	0.00 ± 0.00	0.00 ± 0.00	24.50 ± 4.07	34.96 ± 3.98	10.46 ± 5.69
RIVR	06/19/87	17	0.72 ± 0.55	8.09 ± 2.28	0.00 ± 0.00	4.32 ± 0.28	8.68 ± 1.10	0.13 ± 0.31	0.00 ± 0.00	1.28 ± 0.28	23.21 ± 2.68	32.05 ± 2.20	8.84 ± 3.47
RIVR	06/24/87	00	0.18 ± 0.76	11.24 ± 3.15	0.00 ± 0.00	7.36 ± 0.75	32.59 ± 2.66	0.33 ± 0.44	0.00 ± 0.00	0.60 ± 0.29	52.30 ± 4.31	65.58 ± 3.07	13.28 ± 5.29
RIVR	06/24/87	05	4.92 ± 1.32	19.89 ± 5.30	0.00 ± 0.00	13.40 ± 2.29	36.65 ± 3.47	1.58 ± 0.77	0.00 ± 0.00	0.94 ± 0.41	77.39 ± 6.71	94.19 ± 4.37	16.80 ± 8.01
RIVR	06/24/87	09	2.32 ± 1.35	21.28 ± 5.42	0.00 ± 0.00	15.40 ± 2.97	69.12 ± 5.51	0.59 ± 0.79	0.00 ± 0.00	0.41 ± 0.39	109.12 ± 8.08	136.30 ± 4.27	27.18 ± 9.14

Table B-1 (continued)
Individual Source Contributions to $PM_{2.5}$ Mass at SCAQS Sites Between 6/19/87 to 12/11/87

Site[a]	Date/Time[b]		Primary Geological SCE ± σ (μg/m³)	Primary Motor Veh. Exhaust SCE ± σ (μg/m³)	Vegetative Burning SCE ± σ (μg/m³)	Secondary Sulfate SCE ± σ (μg/m³)	Secondary Nitrate SCE ± σ (μg/m³)	Construction (Limestone) SCE ± σ (μg/m³)	Oil Combustion S CE ± σ (μg/m³)	Marine Aerosol SCE ± σ (μg/m³)	Calculated Mass ± σ (μg/m³)	Measured Mass ± σ (μg/m³)	Unexplained Mass ± σ (μg/m³)
RIVR	06/24/87	13	1.34 ± 1.09	16.46 ± 4.44	0.00 ± 0.00	10.00 ± 1.35	19.86 ± 2.35	0.26 ± 0.63	0.00 ± 0.00	0.47 ± 0.47	48.40 ± 5.32	67.06 ± 4.06	18.66 ± 6.69
RIVR	06/24/87	17	0.04 ± 0.86	13.91 ± 3.48	0.00 ± 0.00	9.40 ± 1.10	27.13 ± 2.49	0.10 ± 0.51	0.00 ± 0.00	0.87 ± 0.23	51.45 ± 4.62	65.24 ± 2.27	13.79 ± 5.15
RIVR	06/25/87	00	0.21 ± 0.89	13.59 ± 3.58	0.00 ± 0.00	8.30 ± 0.96	33.81 ± 2.86	1.45 ± 0.54	0.00 ± 0.00	0.92 ± 0.44	58.28 ± 4.82	71.22 ± 3.25	12.94 ± 5.81
RIVR	06/25/87	09	2.61 ± 1.22	18.98 ± 4.71	0.00 ± 0.00	13.06 ± 2.18	55.87 ± 4.54	0.54 ± 0.71	0.00 ± 0.00	0.24 ± 0.60	91.21 ± 6.88	127.90 ± 4.08	36.69 ± 8.00
RIVR	06/25/87	13	1.08 ± 0.88	12.05 ± 3.36	0.00 ± 0.00	6.41 ± 0.63	5.84 ± 1.45	0.14 ± 0.49	0.00 ± 0.00	0.14 ± 0.52	25.65 ± 3.91	45.21 ± 4.04	19.56 ± 5.62
RIVR	06/25/87	17	0.63 ± 0.79	12.72 ± 3.18	0.00 ± 0.00	6.36 ± 0.60	15.06 ± 1.74	0.23 ± 0.47	0.00 ± 0.00	0.47 ± 0.35	35.47 ± 3.84	47.22 ± 2.22	11.75 ± 4.44
RIVR	07/13/87	00	0.64 ± 0.83	12.70 ± 3.12	0.00 ± 0.00	6.37 ± 0.63	17.17 ± 1.85	0.15 ± 0.48	0.00 ± 0.00	0.06 ± 0.11	37.09 ± 3.84	48.19 ± 3.04	11.10 ± 4.90
RIVR	07/13/87	05	1.66 ± 1.15	17.32 ± 4.52	0.00 ± 0.00	5.52 ± 0.77	18.46 ± 2.26	3.14 ± 0.74	0.00 ± 0.00	0.02 ± 0.59	46.12 ± 5.34	61.90 ± 4.00	15.78 ± 6.67
RIVR	07/13/87	09	0.43 ± 0.92	13.04 ± 3.54	0.00 ± 0.00	5.02 ± 0.56	22.00 ± 2.12	1.12 ± 0.53	0.00 ± 0.00	0.12 ± 0.15	41.72 ± 4.33	55.70 ± 3.96	13.98 ± 5.87
RIVR	07/13/87	13	0.93 ± 1.02	15.17 ± 3.96	0.00 ± 0.00	7.39 ± 0.88	13.49 ± 1.95	0.14 ± 0.58	0.00 ± 0.00	0.02 ± 0.58	37.15 ± 4.70	57.11 ± 3.90	19.96 ± 6.11
RIVR	07/13/87	17	0.73 ± 0.62	9.58 ± 2.50	0.00 ± 0.00	4.99 ± 0.36	7.71 ± 1.20	0.18 ± 0.36	0.00 ± 0.00	0.02 ± 0.32	23.22 ± 2.94	29.06 ± 2.18	5.84 ± 3.66
RIVR	07/14/87	00	0.00 ± 0.00	12.64 ± 3.24	0.00 ± 0.00	5.01 ± 0.48	6.36 ± 1.43	0.00 ± 0.00	0.00 ± 0.00	0.33 ± 0.41	24.34 ± 3.63	29.63 ± 3.15	5.29 ± 4.81
RIVR	07/14/87	05	0.42 ± 1.04	15.43 ± 3.89	0.00 ± 0.00	4.85 ± 0.61	11.18 ± 1.83	0.88 ± 0.60	0.00 ± 0.00	0.04 ± 0.60	32.80 ± 4.57	39.70 ± 4.04	6.90 ± 6.10
RIVR	07/14/87	09	1.37 ± 0.95	13.80 ± 3.69	0.00 ± 0.00	7.92 ± 0.95	34.33 ± 2.92	0.53 ± 0.54	0.00 ± 0.00	0.02 ± 0.58	57.96 ± 4.96	75.71 ± 3.93	17.75 ± 6.33
RIVR	07/14/87	13	0.68 ± 1.21	18.89 ± 4.69	0.00 ± 0.00	12.85 ± 1.97	20.96 ± 2.62	0.23 ± 0.71	0.00 ± 0.00	0.00 ± 0.00	53.62 ± 5.73	69.28 ± 4.03	15.66 ± 7.01
RIVR	07/14/87	17	0.23 ± 0.76	12.25 ± 3.05	0.00 ± 0.00	10.49 ± 1.15	15.98 ± 1.86	0.13 ± 0.45	0.00 ± 0.00	0.00 ± 0.33	39.08 ± 3.85	49.87 ± 2.19	10.79 ± 4.43
RIVR	07/15/87	00	0.00 ± 0.00	8.40 ± 2.32	0.00 ± 0.00	11.30 ± 1.28	23.31 ± 2.08	0.08 ± 0.32	0.00 ± 0.00	0.70 ± 0.23	43.79 ± 3.34	55.71 ± 3.15	11.92 ± 4.59
RIVR	07/15/87	05	1.24 ± 0.80	10.44 ± 3.07	0.00 ± 0.00	16.83 ± 2.73	33.30 ± 2.92	0.47 ± 0.44	0.00 ± 0.00	0.00 ± 0.00	62.27 ± 4.64	83.77 ± 4.01	21.50 ± 6.13
RIVR	07/15/87	09	0.72 ± 1.19	18.56 ± 4.63	0.00 ± 0.00	13.49 ± 2.25	45.28 ± 3.89	0.46 ± 0.70	0.00 ± 0.00	0.15 ± 0.52	78.66 ± 6.40	98.05 ± 4.00	19.39 ± 7.55
RIVR	07/15/87	13	0.56 ± 0.95	13.69 ± 3.77	0.00 ± 0.00	7.91 ± 0.94	28.22 ± 2.55	0.25 ± 0.54	0.00 ± 0.00	0.12 ± 0.16	50.75 ± 4.78	67.84 ± 4.01	17.09 ± 6.24
RIVR	07/15/87	17	0.13 ± 0.51	7.25 ± 2.02	0.00 ± 0.00	4.49 ± 0.29	16.30 ± 1.43	0.06 ± 0.29	0.00 ± 0.00	0.11 ± 0.10	28.33 ± 2.60	39.70 ± 2.14	11.37 ± 3.37
RIVR	08/27/87	00	0.85 ± 0.76	11.17 ± 2.83	0.00 ± 0.00	9.44 ± 1.06	32.46 ± 2.70	0.70 ± 0.44	0.00 ± 0.00	0.01 ± 0.46	54.62 ± 4.17	67.76 ± 3.07	13.14 ± 5.18
RIVR	08/27/87	05	5.37 ± 1.51	23.73 ± 5.80	0.00 ± 0.00	9.39 ± 1.64	43.66 ± 3.97	2.83 ± 0.94	0.00 ± 0.00	0.00 ± 0.00	84.98 ± 7.36	102.23 ± 4.18	17.25 ± 8.46
RIVR	08/27/87	09	5.36 ± 1.26	17.30 ± 4.51	0.00 ± 0.00	9.51 ± 1.65	52.06 ± 4.65	0.61 ± 0.70	0.00 ± 0.00	0.00 ± 0.00	84.85 ± 6.76	111.53 ± 6.78	26.68 ± 9.57
RIVR	08/27/87	13	3.90 ± 1.09	15.81 ± 4.27	0.00 ± 0.00	8.84 ± 1.14	21.50 ± 2.35	0.18 ± 0.61	0.00 ± 0.00	0.00 ± 0.00	50.21 ± 5.15	79.02 ± 4.11	28.81 ± 6.59
RIVR	08/27/87	17	2.14 ± 0.91	14.91 ± 3.64	0.00 ± 0.00	8.32 ± 0.93	19.19 ± 2.12	0.18 ± 0.54	0.00 ± 0.00	0.26 ± 0.34	45.00 ± 4.46	56.76 ± 2.19	11.76 ± 4.97
RIVR	08/28/87	00	0.50 ± 0.96	14.71 ± 3.54	0.00 ± 0.00	9.47 ± 1.16	30.09 ± 2.71	3.03 ± 0.64	0.00 ± 0.00	0.00 ± 0.00	57.80 ± 4.74	74.99 ± 3.20	17.19 ± 5.72
RIVR	08/28/87	05	12.59 ± 1.88	28.20 ± 6.41	0.00 ± 0.00	8.58 ± 1.73	35.86 ± 3.83	3.24 ± 1.11	0.00 ± 0.00	0.14 ± 0.57	88.60 ± 7.91	103.18 ± 4.17	14.58 ± 8.94
RIVR	08/28/87	09	7.58 ± 1.40	20.94 ± 5.17	0.00 ± 0.00	8.77 ± 1.40	56.20 ± 4.57	1.26 ± 0.80	0.00 ± 0.00	0.00 ± 0.00	94.76 ± 7.19	119.96 ± 4.18	25.20 ± 8.32
RIVR	08/28/87	13	3.89 ± 1.25	19.20 ± 4.82	0.00 ± 0.00	16.34 ± 2.88	28.74 ± 3.09	0.20 ± 0.72	0.00 ± 0.00	0.00 ± 0.00	68.37 ± 6.15	99.16 ± 4.08	30.79 ± 7.38

Table B-1 (continued)
Individual Source Contributions to $PM_{2.5}$ Mass at SCAQS Sites Between 6/19/87 to 12/11/87

Site[a]	Date/Time[b]		Primary Geological SCE ± σ (μg/m³)	Primary Motor Veh. Exhaust SCE ± σ (μg/m³)	Vegetative Burning SCE ± σ (μg/m³)	Secondary Sulfate SCE ± σ (μg/m³)	Secondary Nitrate SCE ± σ (μg/m³)	Construction (Limestone) SCE ± σ (μg/m³)	Oil Combustion S CE ± σ (μg/m³)	Marine Aerosol SCE ± σ (μg/m³)	Calculated Mass ± σ (μg/m³)	Measured Mass ± σ (μg/m³)	Unexplained Mass ± σ (μg/m³)
RIVR	08/28/87	17	1.47 ± 0.95	15.59 ± 3.78	0.00 ± 0.00	14.21 ± 2.18	37.17 ± 3.27	0.12 ± 0.57	0.00 ± 0.00	0.51 ± 0.35	69.07 ± 5.34	86.73 ± 2.29	17.66 ± 5.81
RIVR	08/29/87	00	1.01 ± 0.82	11.98 ± 3.02	0.00 ± 0.00	12.46 ± 1.74	49.09 ± 3.85	0.31 ± 0.47	0.00 ± 0.00	0.14 ± 0.48	74.98 ± 5.17	94.79 ± 3.27	19.81 ± 6.12
RIVR	08/29/87	05	2.88 ± 1.43	22.80 ± 5.34	0.00 ± 0.00	12.51 ± 2.25	57.66 ± 4.80	1.14 ± 0.85	0.00 ± 0.00	0.00 ± 0.00	96.98 ± 7.52	112.92 ± 4.25	15.94 ± 8.64
RIVR	08/29/87	09	1.95 ± 1.28	20.11 ± 5.80	0.00 ± 0.00	16.46 ± 3.20	65.72 ± 5.27	0.42 ± 0.75	0.00 ± 0.00	0.00 ± 0.00	104.66 ± 7.63	128.57 ± 4.11	23.91 ± 8.67
RIVR	08/29/87	13	1.67 ± 0.87	11.73 ± 3.30	0.00 ± 0.00	10.69 ± 1.22	13.87 ± 1.79	0.04 ± 0.48	0.00 ± 0.00	0.00 ± 0.00	37.99 ± 4.04	54.69 ± 3.95	16.70 ± 5.65
RIVR	08/29/87	17	1.36 ± 0.76	12.03 ± 3.05	0.00 ± 0.00	11.41 ± 1.37	24.16 ± 2.29	0.08 ± 0.45	0.00 ± 0.00	0.02 ± 0.33	49.06 ± 4.10	61.37 ± 2.21	12.31 ± 4.66
RIVR	09/02/87	05	9.59 ± 1.52	21.26 ± 5.27	0.00 ± 0.00	1.36 ± 0.71	0.00 ± 0.00	5.40 ± 1.02	0.00 ± 0.00	0.00 ± 0.00	37.62 ± 5.64	45.82 ± 4.53	8.20 ± 7.23
RIVR	09/02/87	09	3.00 ± 0.57	3.32 ± 1.57	0.00 ± 0.00	1.62 ± 0.13	0.00 ± 0.00	0.68 ± 0.27	0.00 ± 0.00	0.00 ± 0.00	8.62 ± 1.73	11.63 ± 4.03	3.01 ± 4.39
RIVR	09/02/87	13	2.39 ± 0.59	4.26 ± 1.69	0.00 ± 0.00	1.45 ± 0.14	0.00 ± 0.00	0.44 ± 0.29	0.00 ± 0.00	0.00 ± 0.00	8.54 ± 1.85	11.23 ± 3.98	2.69 ± 4.39
RIVR	09/02/87	17	7.43 ± 1.31	20.97 ± 4.87	0.00 ± 0.00	7.39 ± 1.06	25.36 ± 2.79	0.08 ± 0.76	0.00 ± 0.00	0.53 ± 0.35	61.75 ± 5.92	76.87 ± 2.25	15.12 ± 6.33
RIVR	09/03/87	00	1.52 ± 0.91	13.84 ± 3.58	0.00 ± 0.00	5.00 ± 0.53	8.63 ± 1.59	1.10 ± 0.54	0.00 ± 0.00	0.73 ± 0.44	30.82 ± 4.15	36.17 ± 3.22	5.35 ± 5.25
RIVR	09/03/87	05	4.49 ± 1.75	28.09 ± 6.72	0.00 ± 0.00	4.85 ± 1.25	13.07 ± 2.94	5.75 ± 1.21	0.00 ± 0.00	1.13 ± 0.64	57.37 ± 7.75	67.59 ± 4.05	10.22 ± 8.74
RIVR	09/03/87	09	4.03 ± 1.12	16.52 ± 4.40	0.00 ± 0.00	6.53 ± 0.83	11.10 ± 1.94	1.46 ± 0.66	0.00 ± 0.00	0.00 ± 0.00	39.64 ± 5.06	53.36 ± 3.94	13.72 ± 6.41
RIVR	09/03/87	13	3.72 ± 0.89	11.66 ± 3.36	0.00 ± 0.00	7.32 ± 0.72	3.03 ± 1.43	0.16 ± 0.48	0.00 ± 0.00	1.32 ± 0.61	27.21 ± 3.93	40.97 ± 3.97	13.76 ± 5.59
RIVR	09/03/87	17	1.18 ± 0.53	7.68 ± 2.12	0.00 ± 0.00	6.39 ± 0.44	6.41 ± 1.05	0.07 ± 0.30	0.00 ± 0.00	1.56 ± 0.33	23.28 ± 2.55	29.73 ± 2.16	6.45 ± 3.34
RIVR	11/11/87	00	0.00 ± 0.00	15.30 ± 3.52	0.00 ± 0.00	0.10 ± 0.32	0.00 ± 0.00	6.82 ± 1.04	0.00 ± 0.00	0.03 ± 0.13	22.26 ± 3.71	26.30 ± 2.80	4.04 ± 4.65
RIVR	11/11/87	06	4.90 ± 1.51	18.03 ± 4.47	0.00 ± 0.00	0.04 ± 0.50	0.00 ± 0.00	12.99 ± 1.94	0.00 ± 0.00	0.41 ± 0.20	36.37 ± 5.15	79.93 ± 4.12	43.56 ± 6.60
RIVR	11/11/87	10	0.80 ± 0.93	6.57 ± 2.16	0.00 ± 0.00	0.14 ± 0.16	0.00 ± 0.00	3.91 ± 1.28	0.00 ± 0.00	0.00 ± 0.00	11.43 ± 2.71	17.56 ± 4.24	6.13 ± 5.03
RIVR	11/11/87	14	7.94 ± 1.56	16.11 ± 3.63	0.00 ± 0.00	0.00 ± 0.00	16.97 ± 2.04	2.09 ± 1.36	0.00 ± 0.00	0.28 ± 0.20	43.38 ± 4.59	55.86 ± 4.30	12.48 ± 6.29
RIVR	11/11/87	18	12.49 ± 1.93	29.50 ± 5.56	0.00 ± 0.00	0.00 ± 0.00	1.27 ± 2.83	6.14 ± 1.47	0.00 ± 0.00	0.28 ± 0.20	49.68 ± 6.69	53.61 ± 2.80	3.93 ± 7.25
RIVR	11/12/87	00	0.00 ± 0.00	19.44 ± 3.60	0.00 ± 0.00	0.00 ± 0.00	0.00 ± 0.00	11.35 ± 1.36	0.00 ± 0.00	0.35 ± 0.13	31.15 ± 3.85	38.41 ± 2.79	7.26 ± 4.75
RIVR	11/12/87	06	6.79 ± 2.00	23.59 ± 5.58	0.00 ± 0.00	0.53 ± 0.76	0.00 ± 0.00	23.34 ± 2.90	0.00 ± 0.00	0.62 ± 0.21	54.87 ± 6.66	64.71 ± 4.05	9.84 ± 7.79
RIVR	11/12/87	10	1.41 ± 0.98	8.12 ± 2.24	0.00 ± 0.00	0.00 ± 0.00	1.18 ± 0.94	4.31 ± 1.29	0.00 ± 0.00	0.07 ± 0.12	15.09 ± 2.92	21.54 ± 4.14	6.45 ± 5.07
RIVR	11/12/87	14	5.07 ± 1.27	16.34 ± 4.27	0.00 ± 0.00	1.59 ± 0.47	33.79 ± 2.92	3.21 ± 1.37	0.00 ± 0.00	0.00 ± 0.00	60.00 ± 5.55	73.05 ± 4.29	13.05 ± 7.01
RIVR	11/12/87	18	4.83 ± 1.86	30.57 ± 6.62	0.00 ± 0.00	2.41 ± 1.16	39.16 ± 4.04	4.05 ± 1.40	0.00 ± 0.00	0.19 ± 0.16	81.22 ± 8.17	97.10 ± 2.85	15.88 ± 8.65
RIVR	11/13/87	00	0.00 ± 0.00	33.36 ± 6.98	0.00 ± 0.00	1.87 ± 1.31	38.12 ± 4.18	8.29 ± 1.51	0.00 ± 0.00	0.26 ± 0.18	81.89 ± 8.35	93.89 ± 2.85	12.00 ± 8.82
RIVR	11/13/87	06	3.39 ± 2.29	40.14 ± 8.83	0.00 ± 0.00	2.03 ± 2.02	50.40 ± 7.52	8.27 ± 2.02	0.00 ± 0.00	0.00 ± 0.00	104.23 ± 12.08	110.37 ± 4.20	6.14 ± 12.79
RIVR	11/13/87	10	5.30 ± 2.48	40.28 ± 8.81	0.00 ± 0.00	11.18 ± 3.18	98.83 ± 8.07	3.82 ± 1.89	0.00 ± 0.00	0.11 ± 0.27	159.52 ± 12.48	176.26 ± 4.27	16.74 ± 13.19
RIVR	11/13/87	14	3.66 ± 1.62	23.87 ± 5.73	0.00 ± 0.00	6.54 ± 1.20	45.51 ± 4.03	1.76 ± 1.46	0.00 ± 0.00	1.21 ± 0.24	82.54 ± 7.42	93.30 ± 4.19	10.76 ± 8.52
RIVR	11/13/87	18	0.00 ± 0.00	15.01 ± 3.53	0.00 ± 0.00	4.54 ± 0.50	13.40 ± 1.80	2.96 ± 0.89	0.00 ± 0.00	1.65 ± 0.23	37.57 ± 4.13	41.69 ± 2.81	4.12 ± 5.00

Table B-1 (continued)
Individual Source Contributions to $PM_{2.5}$ Mass at SCAQS Sites Between 6/19/87 to 12/11/87

Site[a]	Date/Time[b]		Primary Geological SCE ± σ (μg/m³)	Primary Motor Veh. Exhaust SCE ± σ (μg/m³)	Vegetative Burning SCE ± σ (μg/m³)	Secondary Sulfate SCE ± σ (μg/m³)	Secondary Nitrate SCE ± σ (μg/m³)	Construction (Limestone) SCE ± σ (μg/m³)	Oil Combustion S CE ± σ (μg/m³)	Marine Aerosol SCE ± σ (μg/m³)	Calculated Mass ± σ (μg/m³)	Measured Mass ± σ (μg/m³)	Unexplained Mass ± σ (μg/m³)
RIVR	12/03/87	00	2.35 ± 3.60	62.00 ± 12.67	0.00 ± 0.00	2.52 ± 4.28	56.66 ± 7.14	7.67 ± 2.47	0.00 ± 0.00	0.89 ± 0.33	132.09 ± 15.33	181.33 ± 3.08	49.24 ± 15.64
RIVR	12/03/87	06	5.22 ± 2.82	51.40 ± 11.01	0.00 ± 0.00	1.31 ± 3.04	41.02 ± 5.71	11.13 ± 2.44	0.00 ± 0.00	0.00 ± 0.00	110.07 ± 13.07	130.29 ± 4.23	20.22 ± 13.74
RIVR	12/03/87	10	11.60 ± 1.71	22.43 ± 5.40	0.00 ± 0.00	0.93 ± 0.73	20.51 ± 2.65	11.92 ± 1.93	0.00 ± 0.00	0.00 ± 0.00	67.38 ± 6.77	89.89 ± 4.30	22.51 ± 8.02
RIVR	12/03/87	14	10.74 ± 2.10	34.64 ± 7.84	0.00 ± 0.00	3.28 ± 1.60	70.93 ± 6.05	3.21 ± 1.72	0.00 ± 0.00	0.00 ± 0.00	122.79 ± 10.35	145.84 ± 4.29	23.05 ± 11.20
RIVR	12/03/87	18	12.26 ± 4.17	70.80 ± 15.22	0.00 ± 0.00	13.34 ± 7.70	184.98 ± 15.13	4.64 ± 2.70	0.00 ± 0.00	0.23 ± 0.36	286.25 ± 22.21	318.30 ± 4.65	32.05 ± 22.69
RIVR	12/10/87	00	1.32 ± 2.37	40.26 ± 7.30	0.00 ± 0.00	0.00 ± 0.00	22.51 ± 4.16	7.19 ± 1.80	0.00 ± 0.00	0.04 ± 0.23	71.31 ± 8.92	88.84 ± 2.85	17.53 ± 9.36
RIVR	12/10/87	06	2.27 ± 2.14	33.69 ± 6.56	0.00 ± 0.00	0.00 ± 0.00	7.62 ± 3.30	7.59 ± 1.88	0.00 ± 0.00	0.04 ± 0.22	51.22 ± 7.88	75.05 ± 4.25	23.83 ± 8.95
RIVR	12/10/87	10	1.54 ± 1.03	9.84 ± 2.57	0.00 ± 0.00	0.00 ± 0.00	1.80 ± 1.09	3.62 ± 1.29	0.00 ± 0.00	0.05 ± 0.12	16.85 ± 3.24	28.15 ± 4.16	11.30 ± 5.27
RIVR	12/10/87	14	2.08 ± 1.12	12.45 ± 3.53	0.00 ± 0.00	0.15 ± 0.32	26.34 ± 2.28	1.59 ± 1.27	0.00 ± 0.00	0.04 ± 0.14	42.65 ± 4.57	54.80 ± 4.18	12.15 ± 6.19
RIVR	12/10/87	18	4.70 ± 3.59	62.27 ± 11.00	0.00 ± 0.00	0.00 ± 0.00	52.58 ± 6.99	6.30 ± 2.43	0.00 ± 0.00	0.17 ± 0.34	126.02 ± 13.74	130.58 ± 2.88	4.56 ± 14.04
RIVR	12/11/87	00	0.19 ± 2.94	50.79 ± 9.03	0.00 ± 0.00	0.00 ± 0.00	20.20 ± 5.04	5.12 ± 2.03	0.00 ± 0.00	0.20 ± 0.28	76.49 ± 10.94	86.96 ± 2.84	10.47 ± 11.30
RIVR	12/11/87	06	0.10 ± 2.49	42.78 ± 7.80	0.00 ± 0.00	0.00 ± 0.00	15.99 ± 4.25	4.35 ± 1.76	0.00 ± 0.00	0.09 ± 0.24	63.30 ± 9.39	83.76 ± 4.28	20.46 ± 10.32
RIVR	12/11/87	10	2.82 ± 1.27	16.51 ± 3.66	0.00 ± 0.00	0.00 ± 0.00	15.13 ± 1.99	2.38 ± 1.32	0.00 ± 0.00	0.00 ± 0.15	36.85 ± 4.55	49.93 ± 4.10	13.08 ± 6.12
RIVR	12/11/87	14	2.29 ± 0.72	3.25 ± 1.38	0.00 ± 0.00	0.00 ± 0.00	0.00 ± 0.00	0.00 ± 0.00	0.00 ± 0.00	0.00 ± 0.11	5.54 ± 1.56	4.52 ± 4.31	-1.02 ± 4.58
SNIC	06/19/87	00	0.00 ± 0.03	0.46 ± 0.40	0.00 ± 0.00	2.16 ± 0.05	0.00 ± 0.00	0.00 ± 0.00	0.00 ± 0.00	1.59 ± 0.23	4.21 ± 0.51	6.15 ± 3.15	1.94 ± 3.19
SNIC	06/19/87	05	0.23 ± 0.35	1.56 ± 1.01	0.00 ± 0.00	3.12 ± 0.11	0.00 ± 0.00	0.00 ± 0.00	0.00 ± 0.00	2.05 ± 0.31	6.95 ± 1.16	15.20 ± 4.15	8.25 ± 4.31
SNIC	06/19/87	09	0.95 ± 0.50	1.86 ± 1.06	0.00 ± 0.00	3.24 ± 0.12	0.00 ± 0.00	0.00 ± 0.00	0.00 ± 0.00	2.73 ± 0.34	8.78 ± 1.27	24.06 ± 4.13	15.28 ± 4.32
SNIC	06/19/87	13	0.35 ± 0.39	1.14 ± 0.97	0.00 ± 0.00	3.15 ± 0.11	0.00 ± 0.00	0.00 ± 0.00	0.00 ± 0.00	2.45 ± 0.32	7.09 ± 1.14	24.33 ± 4.11	17.24 ± 4.27
SNIC	06/19/87	17	0.01 ± 0.09	0.71 ± 0.40	0.00 ± 0.00	2.48 ± 0.05	0.00 ± 0.00	0.00 ± 0.00	0.00 ± 0.00	1.17 ± 0.17	4.37 ± 0.56	17.15 ± 2.30	12.78 ± 2.37
SNIC	06/24/87	00	0.00 ± 0.00	1.83 ± 0.87	0.00 ± 0.00	2.92 ± 0.09	0.00 ± 0.00	0.00 ± 0.00	0.00 ± 0.00	1.03 ± 0.22	5.78 ± 0.94	11.19 ± 3.27	5.41 ± 3.40
SNIC	06/24/87	05	0.06 ± 0.08	0.68 ± 0.60	0.00 ± 0.00	3.70 ± 0.11	0.00 ± 0.00	0.00 ± 0.00	0.00 ± 0.00	1.45 ± 0.34	5.89 ± 0.77	10.12 ± 3.97	4.23 ± 4.04
SNIC	06/24/87	09	0.00 ± 0.00	0.79 ± 0.61	0.00 ± 0.00	3.53 ± 0.11	0.00 ± 0.00	0.00 ± 0.00	0.00 ± 0.00	1.99 ± 0.34	6.31 ± 0.77	12.53 ± 4.09	6.22 ± 4.16
SNIC	06/24/87	13	0.00 ± 0.00	1.00 ± 0.64	0.00 ± 0.00	2.82 ± 0.09	0.00 ± 0.00	0.00 ± 0.00	0.00 ± 0.00	1.43 ± 0.36	5.25 ± 0.79	13.92 ± 4.10	8.67 ± 4.18
SNIC	06/24/87	17	0.00 ± 0.00	2.07 ± 0.68	0.00 ± 0.00	2.85 ± 0.07	0.00 ± 0.00	0.00 ± 0.00	0.00 ± 0.00	0.09 ± 0.24	5.00 ± 0.77	8.43 ± 2.28	3.43 ± 2.41
SNIC	06/25/87	00	0.00 ± 0.00	1.54 ± 0.85	0.00 ± 0.00	2.93 ± 0.08	0.00 ± 0.00	0.00 ± 0.00	0.00 ± 0.00	0.38 ± 0.28	4.86 ± 0.94	6.80 ± 3.29	1.94 ± 3.42
SNIC	06/25/87	05	0.00 ± 0.00	0.78 ± 0.59	0.00 ± 0.00	2.68 ± 0.08	0.00 ± 0.00	0.00 ± 0.00	0.00 ± 0.00	0.87 ± 0.31	4.34 ± 0.72	14.35 ± 4.19	10.01 ± 4.25
SNIC	06/25/87	09	0.00 ± 0.00	0.66 ± 0.59	0.00 ± 0.00	2.63 ± 0.08	0.00 ± 0.00	0.00 ± 0.00	0.00 ± 0.00	1.78 ± 0.36	5.07 ± 0.75	9.00 ± 4.16	3.93 ± 4.23
SNIC	06/25/87	13	0.00 ± 0.00	0.72 ± 0.62	0.00 ± 0.00	2.04 ± 0.07	0.00 ± 0.00	0.00 ± 0.00	0.00 ± 0.00	0.55 ± 0.29	3.31 ± 0.73	5.73 ± 4.16	2.42 ± 4.22
SNIC	06/25/87	17	0.06 ± 0.12	1.31 ± 0.57	0.00 ± 0.00	2.45 ± 0.05	0.00 ± 0.00	0.00 ± 0.00	0.00 ± 0.00	0.33 ± 0.21	4.16 ± 0.66	8.95 ± 2.26	4.79 ± 2.35
SNIC	07/13/87	00	0.29 ± 0.23	0.21 ± 0.73	0.00 ± 0.00	1.95 ± 0.05	0.00 ± 0.00	0.00 ± 0.00	0.00 ± 0.00	0.23 ± 0.23	2.68 ± 0.83	11.53 ± 3.17	8.85 ± 3.28

Table B-1 (continued)
Individual Source Contributions to $PM_{2.5}$ Mass at SCAQS Sites Between 6/19/87 to 12/11/87

Site[a]	Date/Time[b]		Primary Geological SCE ± σ (μg/m³)	Primary Motor Veh. Exhaust SCE ± σ (μg/m³)	Vegetative Burning SCE ± σ (μg/m³)	Secondary Sulfate SCE ± σ (μg/m³)	Secondary Nitrate SCE ± σ (μg/m³)	Construction (Limestone) SCE ± σ (μg/m³)	Oil Combustion S CE ± σ (μg/m³)	Marine Aerosol SCE ± σ (μg/m³)	Calculated Mass ± σ (μg/m³)	Measured Mass ± σ (μg/m³)	Unexplained Mass ± σ (μg/m³)
SNIC	07/13/87	05	0.07 ± 0.09	0.62 ± 0.72	0.00 ± 0.00	2.10 ± 0.07	0.00 ± 0.00	0.00 ± 0.00	0.00 ± 0.00	0.14 ± 0.10	2.93 ± 0.77	6.48 ± 4.00	3.55 ± 4.07
SNIC	07/13/87	09	0.06 ± 0.08	0.51 ± 0.79	0.00 ± 0.00	2.59 ± 0.08	0.00 ± 0.00	0.00 ± 0.00	0.00 ± 0.00	0.32 ± 0.27	3.48 ± 0.89	6.86 ± 4.01	3.38 ± 4.11
SNIC	07/13/87	13	0.06 ± 0.08	0.39 ± 0.72	0.00 ± 0.00	2.39 ± 0.07	0.00 ± 0.00	0.00 ± 0.00	0.00 ± 0.00	0.14 ± 0.27	2.99 ± 0.82	7.97 ± 4.09	4.98 ± 4.17
SNIC	07/13/87	17	0.07 ± 0.07	0.32 ± 0.67	0.00 ± 0.00	1.75 ± 0.03	0.00 ± 0.00	0.00 ± 0.00	0.00 ± 0.00	0.99 ± 0.10	3.12 ± 0.70	5.60 ± 2.31	2.48 ± 2.41
SNIC	07/14/87	00	0.00 ± 0.00	0.42 ± 0.38	0.00 ± 0.00	2.38 ± 0.06	0.00 ± 0.00	0.00 ± 0.00	0.00 ± 0.00	0.07 ± 0.16	2.87 ± 0.48	2.91 ± 3.24	0.04 ± 3.28
SNIC	07/14/87	05	0.05 ± 0.06	0.36 ± 0.56	0.00 ± 0.00	2.11 ± 0.06	0.00 ± 0.00	0.00 ± 0.00	0.00 ± 0.00	0.07 ± 0.07	2.59 ± 0.62	1.31 ± 4.00	-1.28 ± 4.05
SNIC	07/14/87	09	0.00 ± 0.00	1.23 ± 0.86	0.00 ± 0.00	2.08 ± 0.08	0.00 ± 0.00	0.00 ± 0.00	0.00 ± 0.00	0.09 ± 0.08	3.41 ± 0.91	2.26 ± 4.22	-1.15 ± 4.32
SNIC	07/14/87	13	0.07 ± 0.08	0.52 ± 0.77	0.00 ± 0.00	1.46 ± 0.06	0.00 ± 0.00	0.00 ± 0.00	0.00 ± 0.00	0.09 ± 0.09	2.14 ± 0.82	10.40 ± 4.08	8.26 ± 4.16
SNIC	07/14/87	17	0.07 ± 0.07	0.35 ± 0.60	0.00 ± 0.00	1.48 ± 0.03	0.00 ± 0.00	0.00 ± 0.00	0.00 ± 0.00	0.01 ± 0.12	1.92 ± 0.64	2.83 ± 2.25	0.91 ± 2.34
SNIC	07/15/87	00	0.04 ± 0.05	0.34 ± 0.49	0.00 ± 0.00	1.56 ± 0.04	0.00 ± 0.00	0.00 ± 0.00	0.00 ± 0.00	0.05 ± 0.05	1.99 ± 0.53	0.00 ± 3.38	0.00 ± 0.00
SNIC	07/15/87	05	0.05 ± 0.06	0.35 ± 0.57	0.00 ± 0.00	0.96 ± 0.05	0.00 ± 0.00	0.00 ± 0.00	0.00 ± 0.00	0.06 ± 0.07	1.43 ± 0.61	0.00 ± 4.09	0.00 ± 0.00
SNIC	07/15/87	09	0.07 ± 0.09	0.60 ± 0.75	0.00 ± 0.00	0.85 ± 0.05	0.00 ± 0.00	0.00 ± 0.00	0.00 ± 0.00	0.08 ± 0.08	1.61 ± 0.79	0.00 ± 4.09	0.00 ± 0.00
SNIC	07/15/87	13	0.07 ± 0.08	0.61 ± 0.62	0.00 ± 0.00	1.71 ± 0.06	0.00 ± 0.00	0.00 ± 0.00	0.00 ± 0.00	0.08 ± 0.08	2.47 ± 0.68	1.79 ± 4.02	-0.68 ± 4.08
SNIC	07/15/87	17	0.07 ± 0.07	0.33 ± 0.64	0.00 ± 0.00	0.83 ± 0.02	0.00 ± 0.00	0.00 ± 0.00	0.00 ± 0.00	0.06 ± 0.08	1.29 ± 0.67	14.81 ± 2.29	13.52 ± 2.39
SNIC	08/27/87	00	0.02 ± 0.05	0.33 ± 0.46	0.00 ± 0.00	2.32 ± 0.05	0.00 ± 0.00	0.00 ± 0.00	0.00 ± 0.00	0.26 ± 0.20	2.94 ± 0.55	4.96 ± 3.12	2.02 ± 3.17
SNIC	08/27/87	05	0.01 ± 0.02	0.31 ± 0.32	0.00 ± 0.00	2.80 ± 0.08	0.00 ± 0.00	0.00 ± 0.00	0.00 ± 0.00	0.00 ± 0.00	3.12 ± 0.43	6.20 ± 4.22	3.08 ± 4.24
SNIC	08/27/87	09	0.01 ± 0.03	0.41 ± 0.41	0.00 ± 0.00	5.52 ± 0.19	0.00 ± 0.00	0.00 ± 0.00	0.00 ± 0.00	0.00 ± 0.00	5.94 ± 0.60	13.65 ± 4.17	7.71 ± 4.21
SNIC	08/27/87	13	0.00 ± 0.05	0.91 ± 0.81	0.00 ± 0.00	4.56 ± 0.15	0.00 ± 0.00	0.00 ± 0.00	0.00 ± 0.00	0.07 ± 0.24	5.54 ± 0.93	11.06 ± 4.09	5.52 ± 4.19
SNIC	08/27/87	17	0.01 ± 0.03	0.33 ± 0.63	0.00 ± 0.00	3.13 ± 0.07	0.00 ± 0.00	0.00 ± 0.00	0.00 ± 0.00	0.46 ± 0.18	3.93 ± 0.71	6.95 ± 2.29	3.02 ± 2.40
SNIC	08/28/87	00	0.01 ± 0.01	0.00 ± 0.00	0.00 ± 0.00	4.42 ± 0.13	0.00 ± 0.00	0.00 ± 0.00	0.00 ± 0.00	0.03 ± 0.06	4.46 ± 0.36	7.45 ± 3.31	2.99 ± 3.33
SNIC	08/28/87	05	0.02 ± 0.01	0.00 ± 0.00	0.00 ± 0.00	4.71 ± 0.15	0.00 ± 0.00	0.00 ± 0.00	0.00 ± 0.00	0.05 ± 0.05	4.77 ± 0.39	6.25 ± 4.26	1.48 ± 4.28
SNIC	08/28/87	09	0.21 ± 0.30	0.00 ± 0.00	0.00 ± 0.00	6.16 ± 0.23	0.00 ± 0.00	0.00 ± 0.00	0.00 ± 0.00	1.12 ± 0.30	7.49 ± 0.64	14.80 ± 3.79	7.31 ± 3.84
SNIC	08/28/87	13	5.24 ± 0.58	0.00 ± 0.00	0.00 ± 0.00	5.93 ± 0.22	0.00 ± 0.00	0.00 ± 0.00	0.00 ± 0.00	2.30 ± 0.38	13.47 ± 0.84	17.37 ± 4.41	3.90 ± 4.49
SNIC	08/28/87	17	6.42 ± 0.45	2.57 ± 0.92	0.00 ± 0.00	5.94 ± 0.40	0.00 ± 0.00	0.00 ± 0.00	0.00 ± 0.00	4.46 ± 0.37	19.40 ± 1.26	30.89 ± 2.27	11.49 ± 2.60
SNIC	08/29/87	00	0.00 ± 0.00	5.79 ± 3.58	0.00 ± 0.00	5.96 ± 0.41	0.00 ± 0.00	0.00 ± 0.00	0.00 ± 0.00	0.34 ± 0.21	12.09 ± 3.64	17.70 ± 2.96	5.61 ± 4.69
SNIC	08/29/87	05	0.00 ± 0.00	1.19 ± 0.68	0.00 ± 0.00	4.00 ± 0.14	0.00 ± 0.00	0.00 ± 0.00	0.00 ± 0.00	2.22 ± 0.34	7.41 ± 0.85	23.30 ± 4.76	15.89 ± 4.84
SNIC	08/29/87	09	0.00 ± 0.00	2.15 ± 0.91	0.00 ± 0.00	5.61 ± 0.23	0.00 ± 0.00	0.00 ± 0.00	0.00 ± 0.00	1.12 ± 0.30	8.89 ± 1.07	13.20 ± 4.68	4.31 ± 4.80
SNIC	08/29/87	13	0.00 ± 0.00	1.60 ± 0.79	0.00 ± 0.00	3.13 ± 0.10	0.00 ± 0.00	0.00 ± 0.00	0.00 ± 0.00	1.50 ± 0.28	6.23 ± 0.90	15.42 ± 4.21	9.19 ± 4.31
SNIC	08/29/87	17	0.00 ± 0.00	0.66 ± 0.74	0.00 ± 0.00	3.39 ± 0.08	0.00 ± 0.00	0.00 ± 0.00	0.00 ± 0.00	0.53 ± 0.21	4.57 ± 0.82	7.47 ± 2.33	2.90 ± 2.47
SNIC	09/02/87	00	0.00 ± 0.00	0.27 ± 0.41	0.00 ± 0.00	2.98 ± 0.07	0.00 ± 0.00	0.00 ± 0.00	0.00 ± 0.00	1.56 ± 0.18	4.80 ± 0.51	5.94 ± 3.09	1.14 ± 3.13

Table B-1 (continued)
Individual Source Contributions to $PM_{2.5}$ Mass at SCAQS Sites Between 6/19/87 to 12/11/87

Site[a]	Date/Time[b]		Primary Geological SCE ± σ (μg/m³)	Primary Motor Veh. Exhaust SCE ± σ (μg/m³)	Vegetative Burning SCE ± σ (μg/m³)	Secondary Sulfate SCE ± σ (μg/m³)	Secondary Nitrate SCE ± σ (μg/m³)	Construction (Limestone) SCE ± σ (μg/m³)	Oil Combustion SCE ± σ (μg/m³)	Marine Aerosol SCE ± σ (μg/m³)	Calculated Mass ± σ (μg/m³)	Measured Mass ± σ (μg/m³)	Unexplained Mass ± σ (μg/m³)
SNIC	09/02/87	05	0.00 ± 0.00	0.23 ± 0.43	0.00 ± 0.00	4.23 ± 0.13	0.00 ± 0.00	0.00 ± 0.00	0.00 ± 0.00	0.06 ± 0.10	4.52 ± 0.57	4.09 ± 4.28	-0.43 ± 4.32
SNIC	09/02/87	09	0.00 ± 0.00	1.18 ± 0.91	0.00 ± 0.00	3.64 ± 0.12	0.00 ± 0.00	0.00 ± 0.00	0.00 ± 0.00	2.25 ± 0.30	7.07 ± 1.01	7.58 ± 4.01	0.51 ± 4.14
SNIC	09/02/87	13	0.00 ± 0.00	0.57 ± 0.67	0.00 ± 0.00	3.54 ± 0.11	0.00 ± 0.00	0.00 ± 0.00	0.00 ± 0.00	2.06 ± 0.37	6.17 ± 0.83	5.92 ± 4.20	-0.25 ± 4.28
SNIC	09/02/87	17	0.00 ± 0.00	0.86 ± 0.69	0.00 ± 0.00	2.94 ± 0.06	0.00 ± 0.00	0.00 ± 0.00	0.00 ± 0.00	0.59 ± 0.15	4.40 ± 0.75	6.12 ± 2.29	1.72 ± 2.41
SNIC	09/03/87	00	0.00 ± 0.00	0.30 ± 0.29	0.00 ± 0.00	2.05 ± 0.05	0.00 ± 0.00	0.00 ± 0.00	0.00 ± 0.00	0.04 ± 0.05	2.39 ± 0.37	0.57 ± 3.24	-1.82 ± 3.26
SNIC	09/03/87	05	0.00 ± 0.00	0.26 ± 0.35	0.00 ± 0.00	1.52 ± 0.05	0.00 ± 0.00	0.00 ± 0.00	0.00 ± 0.00	0.05 ± 0.07	1.82 ± 0.43	0.00 ± 4.09	0.00 ± 0.00
SNIC	09/03/87	09	0.00 ± 0.00	0.71 ± 0.68	0.00 ± 0.00	6.32 ± 0.25	0.00 ± 0.00	0.00 ± 0.00	0.00 ± 0.00	0.19 ± 0.31	7.23 ± 0.89	4.66 ± 4.09	-2.57 ± 4.19
SNIC	09/03/87	13	0.00 ± 0.00	0.43 ± 0.58	0.00 ± 0.00	5.08 ± 0.17	0.00 ± 0.00	0.00 ± 0.00	0.00 ± 0.00	0.06 ± 0.17	5.57 ± 0.73	3.18 ± 4.09	-2.39 ± 4.15
SNIC	09/03/87	17	0.00 ± 0.00	0.43 ± 0.57	0.00 ± 0.00	1.95 ± 0.04	0.00 ± 0.00	0.00 ± 0.00	0.00 ± 0.00	0.94 ± 0.15	3.32 ± 0.62	7.38 ± 2.32	4.06 ± 2.40

- See Table 3-2 for site names.
- Sampling periods for the summer campaign are: 0000 - 0500, 0500 - 0900, 0900 - 1300, 1300 - 1700, and 1700 - 2400 PST, between 6/19/87 and 9/3/87.
- Sampling periods for the fall campaign are: 0000 - 0600, 0600 - 1000, 1000 - 1400, 1400 - 1800, 1800 - 2400 PST, between 11/11/87 and 12/11/87.

Table B-2
Individual Source Contributions to PM_{10} Mass at SCAQS Sites Between 6/19/87 to 12/11/87

Site[a]	Date/Time[b]		Primary Geological SCE ± σ (μg/m³)	Primary Motor Veh. Exhaust SCE ± σ (μg/m³)	Vegetative Burning SCE ± σ (μg/m³)	Secondary Sulfate SCE ± σ (μg/m³)	Secondary Nitrate SCE ± σ (μg/m³)	Construction (Limestone) SCE ± σ (μg/m³)	Oil Combustion SCE ± σ (μg/m³)	Marine Aerosol SCE ± σ (μg/m³)	Calculated Mass ± σ (μg/m³)	Measured Mass ± σ (μg/m³)	Unexplained Mass ± σ (μg/m³)
ANAH	06/19/87	00	3.09 ± 0.45	1.12 ± 0.76	0.00 ± 0.00	5.43 ± 0.23	7.15 ± 0.95	0.00 ± 0.00	0.00 ± 0.00	12.02 ± 0.88	29.60 ± 1.67	50.94 ± 6.09	21.34 ± 6.31
ANAH	06/19/87	05	9.22 ± 0.80	3.88 ± 1.52	0.00 ± 0.00	8.26 ± 0.40	6.25 ± 0.88	0.00 ± 0.00	0.00 ± 0.00	8.82 ± 0.83	35.54 ± 2.22	58.08 ± 7.01	22.54 ± 7.35
ANAH	06/19/87	09	15.24 ± 0.89	4.83 ± 1.77	0.00 ± 0.00	5.85 ± 0.32	5.99 ± 0.92	0.00 ± 0.00	0.00 ± 0.00	7.08 ± 0.82	38.20 ± 2.43	53.95 ± 7.67	15.75 ± 8.05
ANAH	06/19/87	13	7.62 ± 0.83	4.65 ± 2.67	0.00 ± 0.00	4.32 ± 0.27	4.18 ± 0.85	0.00 ± 0.00	0.00 ± 0.00	6.97 ± 0.78	27.74 ± 3.09	42.14 ± 7.24	14.40 ± 7.87
ANAH	06/19/87	17	7.02 ± 0.52	3.48 ± 1.24	0.00 ± 0.00	4.94 ± 0.19	4.18 ± 0.77	0.00 ± 0.00	0.00 ± 0.00	9.07 ± 0.65	28.69 ± 1.75	43.37 ± 4.12	14.68 ± 4.48
ANAH	06/24/87	00	8.94 ± 0.74	5.88 ± 1.91	0.00 ± 0.00	13.86 ± 1.11	10.17 ± 1.36	0.00 ± 0.00	0.00 ± 0.00	8.14 ± 0.89	46.99 ± 2.84	62.74 ± 5.59	15.75 ± 6.27
ANAH	06/24/87	05	22.09 ± 1.21	9.92 ± 2.90	0.00 ± 0.00	15.29 ± 1.63	10.46 ± 1.80	0.00 ± 0.00	0.00 ± 0.00	8.93 ± 1.10	66.69 ± 4.01	84.87 ± 7.19	18.18 ± 8.23
ANAH	06/24/87	09	14.18 ± 0.83	7.12 ± 2.26	0.00 ± 0.00	10.52 ± 0.77	2.09 ± 0.90	0.00 ± 0.00	0.00 ± 0.00	9.88 ± 1.08	43.79 ± 2.95	54.25 ± 7.11	10.46 ± 7.70
ANAH	06/24/87	13	15.59 ± 0.86	7.45 ± 2.34	0.00 ± 0.00	8.84 ± 0.58	3.68 ± 0.85	0.00 ± 0.00	0.00 ± 0.00	6.30 ± 0.77	41.85 ± 2.87	53.31 ± 7.17	11.46 ± 7.72
ANAH	06/24/87	17	11.90 ± 0.67	5.70 ± 1.62	0.00 ± 0.00	10.09 ± 0.51	1.83 ± 0.61	0.00 ± 0.00	0.00 ± 0.00	9.81 ± 0.79	39.33 ± 2.15	54.53 ± 4.02	15.20 ± 4.56
ANAH	06/25/87	00	8.51 ± 0.63	6.77 ± 2.54	0.00 ± 0.00	11.98 ± 0.80	6.86 ± 1.31	0.00 ± 0.00	0.00 ± 0.00	9.43 ± 0.96	43.55 ± 3.23	57.78 ± 5.78	14.23 ± 6.62
ANAH	06/25/87	09	13.21 ± 0.86	10.92 ± 3.70	0.00 ± 0.00	9.60 ± 0.71	3.48 ± 0.97	0.00 ± 0.00	0.00 ± 0.00	7.45 ± 0.95	44.66 ± 4.15	57.72 ± 7.57	13.06 ± 8.63
ANAH	06/25/87	13	8.32 ± 0.74	7.77 ± 3.00	0.00 ± 0.00	6.01 ± 0.36	2.52 ± 0.86	0.00 ± 0.00	0.00 ± 0.00	4.11 ± 0.78	28.73 ± 3.37	38.27 ± 7.01	9.54 ± 7.78
ANAH	06/25/87	17	4.93 ± 0.42	7.13 ± 1.97	0.00 ± 0.00	6.33 ± 0.26	1.33 ± 0.63	0.00 ± 0.00	0.00 ± 0.00	5.36 ± 0.60	25.10 ± 2.26	34.08 ± 3.98	8.98 ± 4.58
ANAH	07/13/87	00	2.12 ± 0.36	7.27 ± 1.98	0.00 ± 0.00	3.01 ± 0.15	0.72 ± 0.58	0.00 ± 0.00	0.00 ± 0.00	3.67 ± 0.51	16.80 ± 2.21	21.95 ± 4.66	5.15 ± 5.16
ANAH	07/13/87	05	9.81 ± 0.74	13.86 ± 4.08	0.00 ± 0.00	5.45 ± 0.49	1.69 ± 1.33	0.00 ± 0.00	0.00 ± 0.00	3.82 ± 0.71	34.62 ± 4.49	46.46 ± 7.09	11.84 ± 8.39
ANAH	07/13/87	09	10.46 ± 0.80	13.51 ± 3.79	0.00 ± 0.00	6.35 ± 0.49	0.00 ± 0.00	0.00 ± 0.00	0.00 ± 0.00	4.09 ± 0.82	34.41 ± 4.04	45.94 ± 7.30	11.53 ± 8.34
ANAH	07/13/87	13	15.53 ± 0.92	16.58 ± 4.44	0.00 ± 0.00	8.87 ± 0.79	0.00 ± 0.00	0.00 ± 0.00	0.00 ± 0.00	3.75 ± 0.73	44.73 ± 4.70	61.31 ± 7.15	16.58 ± 8.56
ANAH	07/13/87	17	7.84 ± 0.47	7.91 ± 2.29	0.00 ± 0.00	5.31 ± 0.24	0.00 ± 0.00	0.00 ± 0.00	0.00 ± 0.00	5.75 ± 0.62	26.81 ± 2.48	36.07 ± 4.04	9.26 ± 4.74
ANAH	07/14/87	00	4.21 ± 0.48	6.63 ± 1.97	0.00 ± 0.00	8.42 ± 0.46	3.23 ± 0.64	0.00 ± 0.00	0.00 ± 0.00	5.13 ± 0.66	27.61 ± 2.35	37.69 ± 5.65	10.08 ± 6.12
ANAH	07/14/87	05	11.78 ± 0.78	6.76 ± 3.13	0.00 ± 0.00	15.41 ± 1.18	0.00 ± 0.00	0.00 ± 0.00	0.00 ± 0.00	6.07 ± 0.94	40.02 ± 3.56	51.22 ± 7.17	11.20 ± 8.01
ANAH	07/14/87	09	11.34 ± 0.78	10.47 ± 3.61	0.00 ± 0.00	14.10 ± 1.16	0.00 ± 0.00	0.00 ± 0.00	0.00 ± 0.00	5.34 ± 1.02	41.25 ± 4.01	50.55 ± 7.30	9.30 ± 8.33
ANAH	07/14/87	13	11.08 ± 0.82	13.67 ± 3.79	0.00 ± 0.00	16.31 ± 1.48	0.00 ± 0.00	0.00 ± 0.00	0.00 ± 0.00	3.05 ± 0.93	44.11 ± 4.19	59.33 ± 7.31	15.22 ± 8.43
ANAH	07/14/87	17	6.38 ± 0.43	5.41 ± 1.87	0.00 ± 0.00	9.92 ± 0.46	0.00 ± 0.00	0.00 ± 0.00	0.00 ± 0.00	5.63 ± 0.62	27.34 ± 2.15	36.39 ± 3.98	9.05 ± 4.52
ANAH	07/15/87	00	3.49 ± 0.60	4.16 ± 1.50	0.00 ± 0.00	9.43 ± 0.45	0.00 ± 0.00	0.00 ± 0.00	0.00 ± 0.00	3.76 ± 0.71	20.84 ± 1.91	29.84 ± 5.67	9.00 ± 5.98
ANAH	07/15/87	05	35.15 ± 1.30	8.13 ± 2.53	0.00 ± 0.00	8.93 ± 0.62	1.15 ± 1.10	0.00 ± 0.00	0.00 ± 0.00	2.89 ± 0.69	56.26 ± 3.25	60.35 ± 7.41	4.09 ± 8.09
ANAH	07/15/87	09	4.60 ± 0.58	3.94 ± 1.60	0.00 ± 0.00	5.04 ± 0.28	0.39 ± 0.75	0.00 ± 0.00	0.00 ± 0.00	0.10 ± 0.12	14.08 ± 1.96	22.21 ± 7.18	8.13 ± 7.44
ANAH	07/15/87	13	3.58 ± 0.52	5.14 ± 2.37	0.00 ± 0.00	3.68 ± 0.24	0.00 ± 0.00	0.00 ± 0.00	0.00 ± 0.00	0.67 ± 0.57	13.07 ± 2.56	20.47 ± 7.26	7.40 ± 7.70
ANAH	07/15/87	17	3.55 ± 0.42	6.01 ± 1.81	0.00 ± 0.00	3.56 ± 0.14	0.00 ± 0.00	0.00 ± 0.00	0.00 ± 0.00	0.84 ± 0.48	13.96 ± 1.97	18.80 ± 4.00	4.84 ± 4.46
ANAH	08/27/87	00	7.85 ± 0.58	9.84 ± 2.91	0.00 ± 0.00	8.68 ± 0.59	8.90 ± 1.41	0.00 ± 0.00	0.00 ± 0.00	7.07 ± 0.86	42.34 ± 3.50	52.99 ± 5.41	10.65 ± 6.44

Table B-2 (continued)
Individual Source Contributions to PM_{10} Mass at SCAQS Sites Between 6/19/87 to 12/11/87

Site[a]	Date/Time[b]		Primary Geological SCE ± σ (μg/m³)	Primary Motor Veh. Exhaust SCE ± σ (μg/m³)	Vegetative Burning SCE ± σ (μg/m³)	Secondary Sulfate SCE ± σ (μg/m³)	Secondary Nitrate SCE ± σ (μg/m³)	Construction (Limestone) SCE ± σ (μg/m³)	Oil Combustion SCE ± σ (μg/m³)	Marine Aerosol SCE ± σ (μg/m³)	Calculated Mass ± σ (μg/m³)	Measured Mass ± σ (μg/m³)	Unexplained Mass ± σ (μg/m³)
ANAH	08/27/87	05	19.37 ± 0.98	17.57 ± 4.81	0.00 ± 0.00	8.17 ± 0.93	11.11 ± 1.92	0.00 ± 0.00	0.00 ± 0.00	6.32 ± 1.00	62.52 ± 5.47	75.85 ± 7.22	13.33 ± 9.06
ANAH	08/27/87	09	20.69 ± 1.05	17.38 ± 4.88	0.00 ± 0.00	11.19 ± 1.10	0.23 ± 1.10	0.00 ± 0.00	0.00 ± 0.00	8.07 ± 1.23	57.56 ± 5.38	73.83 ± 7.54	16.27 ± 9.26
ANAH	08/27/87	13	24.96 ± 1.28	10.39 ± 3.62	0.00 ± 0.00	9.42 ± 0.72	0.00 ± 0.00	0.00 ± 0.00	0.00 ± 0.00	7.02 ± 1.04	51.80 ± 4.09	68.80 ± 7.06	17.00 ± 8.16
ANAH	08/27/87	17	11.98 ± 0.55	7.10 ± 1.92	0.00 ± 0.00	8.91 ± 0.51	1.61 ± 0.94	0.00 ± 0.00	0.00 ± 0.00	9.64 ± 0.79	39.23 ± 2.46	52.85 ± 4.12	13.62 ± 4.80
ANAH	08/28/87	00	5.57 ± 0.53	7.31 ± 2.48	0.00 ± 0.00	10.07 ± 0.64	3.38 ± 0.96	0.00 ± 0.00	0.00 ± 0.00	6.55 ± 0.84	32.88 ± 2.97	45.26 ± 5.71	12.38 ± 6.44
ANAH	08/28/87	05	11.78 ± 0.79	12.24 ± 3.69	0.00 ± 0.00	14.35 ± 1.32	4.99 ± 1.45	0.00 ± 0.00	0.00 ± 0.00	8.12 ± 1.07	51.48 ± 4.36	67.18 ± 7.29	15.70 ± 8.49
ANAH	08/28/87	13	14.38 ± 0.84	12.60 ± 3.37	0.00 ± 0.00	19.93 ± 2.23	0.00 ± 0.00	0.00 ± 0.00	0.00 ± 0.00	5.55 ± 0.95	52.46 ± 3.92	75.49 ± 7.32	23.03 ± 8.30
ANAH	08/28/87	17	11.63 ± 0.55	7.74 ± 2.50	0.00 ± 0.00	11.63 ± 0.79	5.42 ± 1.20	0.00 ± 0.00	0.00 ± 0.00	7.13 ± 0.71	43.55 ± 3.06	62.15 ± 4.04	18.60 ± 5.07
ANAH	08/29/87	00	11.16 ± 0.63	11.46 ± 3.32	0.00 ± 0.00	15.86 ± 2.38	8.70 ± 1.82	0.00 ± 0.00	0.00 ± 0.00	7.91 ± 0.94	55.10 ± 4.26	77.80 ± 5.33	22.70 ± 6.82
ANAH	08/29/87	05	13.52 ± 0.84	11.50 ± 3.23	0.00 ± 0.00	21.59 ± 2.43	5.78 ± 1.72	0.00 ± 0.00	0.00 ± 0.00	10.99 ± 1.34	63.38 ± 4.31	81.92 ± 7.63	18.54 ± 8.76
ANAH	08/29/87	13	8.18 ± 0.66	5.64 ± 1.96	0.00 ± 0.00	12.86 ± 0.88	0.00 ± 0.00	0.00 ± 0.00	0.00 ± 0.00	5.34 ± 0.96	32.03 ± 2.49	38.42 ± 7.14	6.39 ± 7.56
ANAH	08/29/87	17	8.72 ± 0.49	7.76 ± 2.38	0.00 ± 0.00	10.14 ± 0.88	0.66 ± 1.15	0.00 ± 0.00	0.00 ± 0.00	5.30 ± 0.61	32.58 ± 2.93	40.12 ± 4.03	7.54 ± 4.98
ANAH	09/02/87	00	15.76 ± 1.03	11.58 ± 3.02	0.00 ± 0.00	6.45 ± 0.54	3.98 ± 0.86	0.00 ± 0.00	0.00 ± 0.00	7.30 ± 0.73	45.08 ± 3.48	54.16 ± 5.58	9.08 ± 6.58
ANAH	09/02/87	05	29.32 ± 1.82	29.25 ± 6.65	0.00 ± 0.00	5.89 ± 1.07	0.00 ± 0.00	0.00 ± 0.00	0.00 ± 0.00	11.10 ± 1.22	75.56 ± 7.09	86.77 ± 7.42	11.21 ± 10.26
ANAH	09/02/87	09	29.07 ± 1.66	22.82 ± 6.03	0.00 ± 0.00	9.21 ± 1.30	2.51 ± 1.16	0.00 ± 0.00	0.00 ± 0.00	9.72 ± 1.27	73.34 ± 6.60	95.31 ± 7.21	21.97 ± 9.77
ANAH	09/02/87	13	30.40 ± 1.48	14.98 ± 4.51	0.00 ± 0.00	9.39 ± 1.07	0.00 ± 0.00	0.00 ± 0.00	0.00 ± 0.00	8.81 ± 1.14	63.58 ± 5.01	82.63 ± 7.19	19.05 ± 8.76
ANAH	09/02/87	17	9.64 ± 0.53	5.47 ± 1.96	0.00 ± 0.00	6.95 ± 0.32	0.00 ± 0.00	0.00 ± 0.00	0.00 ± 0.00	10.88 ± 0.78	32.94 ± 2.26	43.79 ± 4.06	10.85 ± 4.65
ANAH	09/03/87	00	6.44 ± 0.56	6.12 ± 2.14	0.00 ± 0.00	7.62 ± 0.41	8.04 ± 1.10	0.00 ± 0.00	0.00 ± 0.00	7.26 ± 0.70	35.48 ± 2.66	52.73 ± 5.27	17.25 ± 5.90
ANAH	09/03/87	05	16.72 ± 1.00	10.59 ± 3.83	0.00 ± 0.00	10.41 ± 0.90	12.18 ± 1.80	0.00 ± 0.00	0.00 ± 0.00	8.35 ± 1.19	58.26 ± 4.63	73.53 ± 8.28	15.27 ± 9.49
ANAH	09/03/87	09	24.96 ± 1.11	10.72 ± 3.61	0.00 ± 0.00	11.36 ± 0.91	0.00 ± 0.00	0.00 ± 0.00	0.00 ± 0.00	7.56 ± 1.06	54.60 ± 4.06	69.32 ± 7.27	14.72 ± 8.33
ANAH	09/03/87	13	13.58 ± 1.01	5.12 ± 2.73	0.00 ± 0.00	7.57 ± 0.46	0.00 ± 0.00	0.00 ± 0.00	0.00 ± 0.00	5.74 ± 0.82	32.00 ± 3.12	39.32 ± 7.25	7.32 ± 7.89
ANAH	09/03/87	17	5.97 ± 0.38	2.27 ± 0.77	0.00 ± 0.00	5.64 ± 0.19	1.32 ± 0.44	0.00 ± 0.00	0.00 ± 0.00	5.17 ± 0.49	20.36 ± 1.19	27.74 ± 4.01	7.38 ± 4.18
ANAH	11/11/87	00	2.63 ± 0.61	7.54 ± 2.29	0.00 ± 0.00	0.47 ± 0.98	0.00 ± 0.00	0.00 ± 0.00	0.00 ± 0.00	0.18 ± 0.19	10.82 ± 2.41	14.59 ± 4.95	3.77 ± 5.51
ANAH	11/11/87	06	6.63 ± 1.19	11.22 ± 4.71	0.00 ± 0.00	0.34 ± 0.25	0.00 ± 0.00	0.00 ± 0.00	0.00 ± 0.00	0.32 ± 0.24	18.52 ± 4.89	23.39 ± 7.10	4.87 ± 8.62
ANAH	11/11/87	10	2.06 ± 0.88	6.94 ± 2.57	0.00 ± 0.00	0.25 ± 0.14	0.00 ± 0.00	0.00 ± 0.00	0.00 ± 0.00	0.99 ± 0.11	10.24 ± 2.75	6.37 ± 7.48	-3.87 ± 7.97
ANAH	11/11/87	14	6.95 ± 1.00	23.18 ± 8.56	0.00 ± 0.00	1.30 ± 0.74	3.69 ± 1.89	0.00 ± 0.00	0.00 ± 0.00	2.43 ± 0.32	37.56 ± 8.87	44.80 ± 7.40	7.24 ± 11.55
ANAH	11/11/87	18	16.37 ± 1.02	45.21 ± 7.94	0.00 ± 0.00	0.66 ± 1.46	15.11 ± 3.75	0.00 ± 0.00	0.00 ± 0.00	2.85 ± 0.34	80.19 ± 8.93	85.02 ± 4.98	4.83 ± 10.22
ANAH	11/12/87	00	13.76 ± 0.85	35.44 ± 6.35	0.00 ± 0.00	0.16 ± 0.10	20.17 ± 3.49	0.00 ± 0.00	0.00 ± 0.00	0.72 ± 0.22	70.25 ± 7.30	66.42 ± 4.89	-3.83 ± 8.79
ANAH	11/12/87	06	16.90 ± 1.17	34.37 ± 6.63	0.00 ± 0.00	0.13 ± 0.20	17.35 ± 3.33	0.00 ± 0.00	0.00 ± 0.00	0.85 ± 0.31	69.61 ± 7.53	79.14 ± 7.34	9.53 ± 10.52
ANAH	11/12/87	10	7.56 ± 0.94	17.03 ± 4.83	0.00 ± 0.00	2.56 ± 0.48	10.10 ± 1.75	0.00 ± 0.00	0.00 ± 0.00	2.99 ± 0.43	40.24 ± 5.30	50.98 ± 7.36	10.74 ± 9.07

Table B-2 (continued)
Individual Source Contributions to PM_{10} Mass at SCAQS Sites Between 6/19/87 to 12/11/87

Site[a]	Date/Time[b]		Primary Geological SCE ± σ (μg/m³)	Primary Motor Veh. Exhaust SCE ± σ (μg/m³)	Vegetative Burning SCE ± σ (μg/m³)	Secondary Sulfate SCE ± σ (μg/m³)	Secondary Nitrate SCE ± σ (μg/m³)	Construction (Limestone) SCE ± σ (μg/m³)	Oil Combustion SCE ± σ (μg/m³)	Marine Aerosol SCE ± σ (μg/m³)	Calculated Mass ± σ (μg/m³)	Measured Mass ± σ (μg/m³)	Unexplained Mass ± σ (μg/m³)
ANAH	11/12/87	14	9.16 ± 0.99	14.43 ± 4.50	0.00 ± 0.00	2.57 ± 0.41	14.93 ± 1.82	0.00 ± 0.00	0.00 ± 0.00	4.07 ± 0.46	45.17 ± 5.03	54.53 ± 7.52	9.36 ± 9.05
ANAH	11/12/87	18	10.42 ± 0.89	30.88 ± 5.76	0.00 ± 0.00	2.85 ± 0.68	26.75 ± 2.95	0.00 ± 0.00	0.00 ± 0.00	5.29 ± 0.52	76.19 ± 6.61	79.22 ± 4.89	3.03 ± 8.22
ANAH	11/13/87	00	6.81 ± 0.70	18.26 ± 4.11	0.00 ± 0.00	6.34 ± 0.63	40.55 ± 3.18	0.00 ± 0.00	0.00 ± 0.00	6.10 ± 0.58	78.07 ± 5.34	89.39 ± 4.90	11.32 ± 7.25
ANAH	11/13/87	06	9.05 ± 0.98	16.16 ± 4.16	0.00 ± 0.00	5.29 ± 0.58	34.56 ± 2.75	0.00 ± 0.00	0.00 ± 0.00	3.02 ± 0.39	68.07 ± 5.15	75.56 ± 7.27	7.49 ± 8.91
ANAH	11/13/87	10	7.95 ± 1.35	14.62 ± 4.28	0.00 ± 0.00	7.03 ± 0.67	8.03 ± 1.73	0.00 ± 0.00	0.00 ± 0.00	5.33 ± 0.54	42.96 ± 4.93	57.42 ± 7.48	14.46 ± 8.96
ANAH	11/13/87	14	7.87 ± 0.97	12.39 ± 3.41	0.00 ± 0.00	3.62 ± 0.33	0.00 ± 0.00	0.00 ± 0.00	0.00 ± 0.00	9.40 ± 0.79	33.29 ± 3.68	32.99 ± 7.50	-0.30 ± 8.35
ANAH	11/13/87	18	2.36 ± 0.62	11.89 ± 2.95	0.00 ± 0.00	4.96 ± 0.33	7.25 ± 1.23	0.00 ± 0.00	0.00 ± 0.00	5.02 ± 0.38	31.48 ± 3.33	35.77 ± 4.90	4.29 ± 5.92
ANAH	12/03/87	00	16.62 ± 0.90	47.44 ± 9.66	0.00 ± 0.00	10.86 ± 3.25	127.53 ± 9.44	0.00 ± 0.00	0.00 ± 0.00	2.24 ± 0.33	204.69 ± 13.67	229.58 ± 4.95	24.89 ± 14.54
ANAH	12/03/87	06	30.17 ± 4.18	81.00 ± 15.83	0.00 ± 0.00	5.95 ± 6.32	112.04 ± 10.35	0.00 ± 0.00	0.00 ± 0.00	2.99 ± 0.47	232.15 ± 19.54	238.89 ± 7.69	6.74 ± 21.00
ANAH	12/03/87	10	22.91 ± 2.16	36.00 ± 8.53	0.00 ± 0.00	8.62 ± 1.95	88.05 ± 6.94	0.00 ± 0.00	0.00 ± 0.00	1.93 ± 0.35	157.50 ± 11.31	187.31 ± 7.57	29.81 ± 13.61
ANAH	12/03/87	14	18.64 ± 2.12	34.73 ± 8.09	0.00 ± 0.00	12.87 ± 2.45	75.88 ± 5.61	0.00 ± 0.00	0.00 ± 0.00	7.34 ± 0.74	149.45 ± 10.23	184.89 ± 7.45	35.44 ± 12.66
ANAH	12/03/87	18	13.94 ± 0.93	41.02 ± 7.75	0.00 ± 0.00	10.78 ± 2.16	74.03 ± 5.76	0.00 ± 0.00	0.00 ± 0.00	4.44 ± 0.52	144.21 ± 9.84	175.44 ± 5.02	31.23 ± 11.05
ANAH	12/10/87	00	14.20 ± 0.97	57.05 ± 9.82	0.00 ± 0.00	0.34 ± 2.43	36.68 ± 5.20	0.00 ± 0.00	0.00 ± 0.00	2.14 ± 0.32	110.41 ± 11.27	117.95 ± 4.77	7.54 ± 12.24
ANAH	12/10/87	06	17.61 ± 1.23	54.63 ± 9.34	0.00 ± 0.00	0.00 ± 0.00	24.79 ± 5.10	0.00 ± 0.00	0.00 ± 0.00	1.20 ± 0.37	98.24 ± 10.72	96.79 ± 7.57	-1.45 ± 13.12
ANAH	12/10/87	10	8.99 ± 0.98	19.81 ± 5.09	0.00 ± 0.00	1.18 ± 0.51	32.61 ± 2.88	0.00 ± 0.00	0.00 ± 0.00	0.60 ± 0.24	63.18 ± 5.99	73.96 ± 7.47	10.78 ± 9.58
ANAH	12/10/87	14	20.16 ± 1.36	45.56 ± 8.58	0.00 ± 0.00	2.70 ± 1.60	57.97 ± 5.19	0.00 ± 0.00	0.00 ± 0.00	6.02 ± 0.68	132.41 ± 10.22	150.70 ± 7.42	18.29 ± 12.63
ANAH	12/10/87	18	25.87 ± 1.35	76.15 ± 13.00	0.00 ± 0.00	0.87 ± 4.31	55.54 ± 7.09	0.00 ± 0.00	0.00 ± 0.00	3.41 ± 0.43	161.84 ± 15.02	176.58 ± 5.00	14.74 ± 15.83
ANAH	12/11/87	00	11.65 ± 0.87	50.22 ± 8.96	0.00 ± 0.00	0.02 ± 2.01	30.74 ± 4.63	0.00 ± 0.00	0.00 ± 0.00	1.61 ± 0.27	94.24 ± 10.22	93.16 ± 4.91	-1.08 ± 11.34
ANAH	12/11/87	06	19.82 ± 1.20	71.30 ± 12.35	0.00 ± 0.00	1.20 ± 0.15	38.96 ± 7.19	0.00 ± 0.00	0.00 ± 0.00	1.29 ± 0.43	132.57 ± 14.36	141.24 ± 7.47	8.67 ± 16.19
ANAH	12/11/87	10	14.25 ± 1.07	36.34 ± 7.99	0.00 ± 0.00	5.34 ± 1.89	74.18 ± 6.33	0.00 ± 0.00	0.00 ± 0.00	1.71 ± 0.34	131.82 ± 10.34	154.38 ± 7.51	22.56 ± 12.78
ANAH	12/11/87	14	12.78 ± 1.04	26.36 ± 6.14	0.00 ± 0.00	7.56 ± 1.31	47.71 ± 4.06	0.00 ± 0.00	0.00 ± 0.00	3.27 ± 0.44	97.67 ± 7.55	113.74 ± 7.52	16.07 ± 10.66
ANAH	12/11/87	18	15.74 ± 1.36	78.12 ± 12.81	0.00 ± 0.00	5.15 ± 3.85	48.66 ± 6.45	0.00 ± 0.00	0.00 ± 0.00	1.99 ± 0.36	149.66 ± 14.56	160.86 ± 6.04	11.20 ± 15.76
AZUS	06/19/87	00	31.03 ± 1.56	22.73 ± 5.27	0.00 ± 0.00	3.42 ± 0.64	5.92 ± 0.78	0.00 ± 0.00	0.00 ± 0.00	8.21 ± 0.77	71.31 ± 5.67	80.18 ± 5.23	8.87 ± 7.71
AZUS	06/19/87	05	36.81 ± 1.72	22.87 ± 5.47	0.00 ± 0.00	6.81 ± 0.78	8.89 ± 2.11	0.00 ± 0.00	0.00 ± 0.00	9.87 ± 0.99	85.25 ± 6.27	104.28 ± 7.01	19.03 ± 9.40
AZUS	06/19/87	09	44.03 ± 1.73	18.32 ± 4.50	0.00 ± 0.00	8.07 ± 0.88	4.33 ± 0.97	0.00 ± 0.00	0.00 ± 0.00	8.65 ± 1.15	83.40 ± 5.16	101.61 ± 6.51	18.21 ± 8.31
AZUS	06/19/87	13	47.21 ± 1.79	16.00 ± 4.05	0.00 ± 0.00	8.26 ± 0.88	2.26 ± 1.06	0.00 ± 0.00	0.00 ± 0.00	11.30 ± 1.34	85.04 ± 4.86	108.92 ± 7.30	23.88 ± 8.77
AZUS	06/19/87	17	22.18 ± 1.09	13.91 ± 3.77	0.00 ± 0.00	6.31 ± 0.51	6.48 ± 1.60	0.00 ± 0.00	0.00 ± 0.00	11.79 ± 0.89	60.67 ± 4.41	76.29 ± 3.72	15.62 ± 5.77
AZUS	06/24/87	00	13.41 ± 0.69	9.01 ± 2.44	0.00 ± 0.00	9.82 ± 0.76	17.00 ± 1.60	0.00 ± 0.00	0.00 ± 0.00	5.70 ± 0.82	54.95 ± 3.24	71.92 ± 5.36	16.97 ± 6.26
AZUS	06/24/87	05	52.80 ± 1.83	12.92 ± 6.70	0.00 ± 0.00	17.72 ± 2.31	15.73 ± 2.29	0.00 ± 0.00	0.00 ± 0.00	8.37 ± 1.20	107.53 ± 7.59	129.28 ± 6.93	21.75 ± 10.28
AZUS	06/24/87	09	40.39 ± 1.60	12.41 ± 7.18	0.00 ± 0.00	27.57 ± 4.27	4.62 ± 2.26	0.00 ± 0.00	0.00 ± 0.00	10.59 ± 1.28	95.58 ± 8.08	140.85 ± 6.89	45.27 ± 10.62

Table B-2 (continued)
Individual Source Contributions to PM_{10} Mass at SCAQS Sites Between 6/19/87 to 12/11/87

Site[a]	Date/Time[b]		Primary Geological SCE ± σ (μg/m³)	Primary Motor Veh. Exhaust SCE ± σ (μg/m³)	Vegetative Burning SCE ± σ (μg/m³)	Secondary Sulfate SCE ± σ (μg/m³)	Secondary Nitrate SCE ± σ (μg/m³)	Construction (Limestone) SCE ± σ (μg/m³)	Oil Combustion SCE ± σ (μg/m³)	Marine Aerosol SCE ± σ (μg/m³)	Calculated Mass ± σ (μg/m³)	Measured Mass ± σ (μg/m³)	Unexplained Mass ± σ (μg/m³)
AZUS	06/24/87	13	51.96 ± 1.81	11.59 ± 5.76	0.00 ± 0.00	30.99 ± 4.63	0.00 ± 0.00	0.00 ± 0.00	0.00 ± 0.00	9.55 ± 1.17	104.08 ± 6.54	159.12 ± 7.21	55.04 ± 9.73
AZUS	06/24/87	17	18.89 ± 0.97	13.30 ± 3.40	0.00 ± 0.00	16.16 ± 1.54	10.67 ± 1.68	0.00 ± 0.00	0.00 ± 0.00	6.90 ± 0.69	65.12 ± 4.18	86.98 ± 3.84	21.86 ± 5.68
AZUS	06/25/87	00	18.29 ± 1.12	13.47 ± 3.89	0.00 ± 0.00	18.13 ± 2.16	23.25 ± 2.26	0.00 ± 0.00	0.00 ± 0.00	5.27 ± 0.82	78.41 ± 4.95	97.86 ± 5.49	19.45 ± 7.39
AZUS	06/25/87	05	49.21 ± 1.83	18.81 ± 4.47	0.00 ± 0.00	21.41 ± 3.39	26.27 ± 2.92	0.00 ± 0.00	0.00 ± 0.00	6.98 ± 1.13	121.88 ± 6.07	142.21 ± 6.77	20.33 ± 9.09
AZUS	06/25/87	09	50.48 ± 2.11	25.67 ± 6.29	0.00 ± 0.00	22.15 ± 3.74	10.07 ± 3.14	0.00 ± 0.00	0.00 ± 0.00	6.07 ± 1.14	114.44 ± 7.69	153.91 ± 6.98	39.47 ± 10.39
AZUS	06/25/87	13	42.78 ± 1.75	17.77 ± 4.38	0.00 ± 0.00	17.04 ± 2.00	0.00 ± 0.00	0.00 ± 0.00	0.00 ± 0.00	7.20 ± 1.04	84.79 ± 5.05	121.03 ± 6.84	36.24 ± 8.50
AZUS	06/25/87	17	18.80 ± 1.06	16.19 ± 3.96	0.00 ± 0.00	14.46 ± 1.48	12.79 ± 1.86	0.00 ± 0.00	0.00 ± 0.00	3.66 ± 0.59	65.91 ± 4.72	81.08 ± 3.91	15.17 ± 6.13
AZUS	07/13/87	00	33.19 ± 1.30	11.44 ± 3.03	0.00 ± 0.00	4.78 ± 0.35	1.11 ± 1.22	0.00 ± 0.00	0.00 ± 0.00	3.90 ± 0.47	54.42 ± 3.60	55.82 ± 5.38	1.40 ± 6.47
AZUS	07/13/87	05	62.69 ± 2.19	21.86 ± 5.35	0.00 ± 0.00	3.59 ± 0.79	4.89 ± 2.35	0.00 ± 0.00	0.00 ± 0.00	4.88 ± 0.78	97.91 ± 6.35	112.83 ± 6.98	14.92 ± 9.44
AZUS	07/13/87	09	39.03 ± 1.81	21.72 ± 5.27	0.00 ± 0.00	6.33 ± 0.94	2.73 ± 0.83	0.00 ± 0.00	0.00 ± 0.00	2.25 ± 0.70	72.07 ± 5.78	97.64 ± 7.06	25.57 ± 9.12
AZUS	07/13/87	13	44.37 ± 1.96	22.32 ± 5.34	0.00 ± 0.00	7.16 ± 1.08	1.03 ± 0.89	0.00 ± 0.00	0.00 ± 0.00	2.63 ± 0.76	77.49 ± 5.91	98.34 ± 7.70	20.85 ± 9.71
AZUS	07/13/87	17	11.24 ± 0.52	6.66 ± 1.79	0.00 ± 0.00	4.10 ± 0.20	1.50 ± 0.88	0.00 ± 0.00	0.00 ± 0.00	3.36 ± 0.37	26.86 ± 2.15	35.81 ± 3.83	8.95 ± 4.39
AZUS	07/14/87	00	11.04 ± 0.89	9.71 ± 2.62	0.00 ± 0.00	4.04 ± 0.28	2.46 ± 1.24	0.00 ± 0.00	0.00 ± 0.00	4.47 ± 0.68	31.71 ± 3.16	35.32 ± 5.54	3.61 ± 6.38
AZUS	07/14/87	05	46.03 ± 1.90	20.44 ± 5.19	0.00 ± 0.00	12.19 ± 1.46	5.23 ± 2.25	0.00 ± 0.00	0.00 ± 0.00	7.96 ± 1.05	91.86 ± 6.20	103.17 ± 7.18	11.31 ± 9.49
AZUS	07/14/87	09	42.48 ± 1.75	17.53 ± 4.31	0.00 ± 0.00	15.37 ± 1.52	0.00 ± 0.00	0.00 ± 0.00	0.00 ± 0.00	5.72 ± 1.02	81.10 ± 4.94	108.41 ± 7.08	27.31 ± 8.63
AZUS	07/14/87	13	37.55 ± 1.54	27.03 ± 5.92	0.00 ± 0.00	18.92 ± 1.56	0.00 ± 0.00	0.00 ± 0.00	0.00 ± 0.00	2.94 ± 0.76	86.44 ± 6.34	117.28 ± 7.27	30.84 ± 9.65
AZUS	07/14/87	17	13.44 ± 0.83	10.25 ± 2.61	0.00 ± 0.00	7.76 ± 0.54	6.16 ± 1.29	0.00 ± 0.00	0.00 ± 0.00	2.42 ± 0.47	40.04 ± 3.16	52.35 ± 3.89	12.31 ± 5.01
AZUS	07/15/87	00	16.96 ± 1.02	10.92 ± 2.89	0.00 ± 0.00	13.56 ± 1.26	10.59 ± 1.68	0.00 ± 0.00	0.00 ± 0.00	3.45 ± 0.69	55.48 ± 3.75	65.82 ± 5.55	10.34 ± 6.70
AZUS	07/15/87	05	44.62 ± 1.89	21.53 ± 5.56	0.00 ± 0.00	15.34 ± 1.92	11.02 ± 2.44	0.00 ± 0.00	0.00 ± 0.00	5.05 ± 0.93	97.56 ± 6.60	113.01 ± 7.11	15.45 ± 9.70
AZUS	07/15/87	09	39.93 ± 1.81	20.59 ± 5.77	0.00 ± 0.00	17.68 ± 2.29	3.15 ± 2.23	0.00 ± 0.00	0.00 ± 0.00	5.21 ± 0.82	86.57 ± 6.70	105.27 ± 7.01	18.70 ± 9.70
AZUS	07/15/87	13	32.93 ± 1.67	19.06 ± 4.65	0.00 ± 0.00	10.90 ± 1.27	3.31 ± 1.04	0.00 ± 0.00	0.00 ± 0.00	0.00 ± 0.00	66.20 ± 5.20	85.43 ± 7.57	19.23 ± 9.18
AZUS	07/15/87	17	15.82 ± 0.91	11.71 ± 2.90	0.00 ± 0.00	12.15 ± 1.02	4.33 ± 1.42	0.00 ± 0.00	0.00 ± 0.00	2.69 ± 0.43	46.71 ± 3.54	63.71 ± 3.82	17.00 ± 5.21
AZUS	08/27/87	00	12.13 ± 1.01	13.13 ± 3.43	0.00 ± 0.00	8.95 ± 0.80	8.84 ± 1.71	0.00 ± 0.00	0.00 ± 0.00	5.12 ± 0.87	48.16 ± 4.17	55.50 ± 5.34	7.34 ± 6.78
AZUS	08/27/87	05	65.45 ± 2.12	17.31 ± 4.52	0.00 ± 0.00	9.82 ± 1.08	8.81 ± 2.00	0.00 ± 0.00	0.00 ± 0.00	8.40 ± 1.13	109.79 ± 5.61	120.52 ± 6.81	10.73 ± 8.82
AZUS	08/27/87	09	71.11 ± 2.53	27.92 ± 6.82	0.00 ± 0.00	8.74 ± 1.59	0.09 ± 2.83	0.00 ± 0.00	0.00 ± 0.00	9.05 ± 1.22	116.91 ± 8.02	138.90 ± 7.10	21.99 ± 10.71
AZUS	08/27/87	13	56.95 ± 2.12	23.48 ± 5.60	0.00 ± 0.00	8.71 ± 1.27	0.00 ± 0.00	0.00 ± 0.00	0.00 ± 0.00	7.77 ± 0.95	96.91 ± 6.18	122.08 ± 6.82	25.17 ± 9.20
AZUS	08/28/87	00	20.60 ± 1.42	20.81 ± 4.98	0.00 ± 0.00	8.80 ± 1.09	5.34 ± 2.25	0.00 ± 0.00	0.00 ± 0.00	5.41 ± 0.72	60.96 ± 5.80	65.23 ± 5.35	4.27 ± 7.89
AZUS	08/28/87	05	87.13 ± 3.18	41.17 ± 8.88	0.00 ± 0.00	8.00 ± 1.79	9.61 ± 3.11	0.00 ± 0.00	0.00 ± 0.00	8.74 ± 1.18	154.64 ± 10.11	183.85 ± 6.84	29.21 ± 12.21
AZUS	08/28/87	09	76.21 ± 2.77	32.99 ± 7.73	0.00 ± 0.00	11.54 ± 2.22	10.53 ± 3.55	0.00 ± 0.00	0.00 ± 0.00	9.73 ± 1.34	141.00 ± 9.19	164.54 ± 6.97	23.54 ± 11.53
AZUS	08/28/87	13	74.42 ± 2.53	26.25 ± 6.23	0.00 ± 0.00	15.49 ± 2.50	0.00 ± 0.00	0.00 ± 0.00	0.00 ± 0.00	8.73 ± 1.16	124.89 ± 7.02	153.24 ± 6.76	28.35 ± 9.75

Table B-2 (continued)
Individual Source Contributions to PM_{10} Mass at SCAQS Sites Between 6/19/87 to 12/11/87

Site[a]	Date/Time[b]		Primary Geological SCE ± σ (μg/m³)	Primary Motor Veh. Exhaust SCE ± σ (μg/m³)	Vegetative Burning SCE ± σ (μg/m³)	Secondary Sulfate SCE ± σ (μg/m³)	Secondary Nitrate SCE ± σ (μg/m³)	Construction (Limestone) SCE ± σ (μg/m³)	Oil Combustion SCE ± σ (μg/m³)	Marine Aerosol SCE ± σ (μg/m³)	Calculated Mass ± σ (μg/m³)	Measured Mass ± σ (μg/m³)	Unexplained Mass ± σ (μg/m³)
AZUS	08/28/87	17	22.93 ± 1.30	19.51 ± 4.61	0.00 ± 0.00	9.88 ± 1.20	9.12 ± 2.16	0.00 ± 0.00	0.00 ± 0.00	8.18 ± 0.78	69.61 ± 5.43	77.85 ± 3.94	8.24 ± 6.71
AZUS	08/29/87	00	14.70 ± 1.06	12.88 ± 3.24	0.00 ± 0.00	12.24 ± 1.09	19.69 ± 2.01	0.00 ± 0.00	0.00 ± 0.00	6.68 ± 0.74	66.18 ± 4.18	79.07 ± 5.44	12.89 ± 6.86
AZUS	08/29/87	05	32.93 ± 1.81	23.89 ± 5.85	0.00 ± 0.00	15.61 ± 2.11	22.61 ± 3.05	0.00 ± 0.00	0.00 ± 0.00	8.78 ± 1.12	103.82 ± 7.10	123.01 ± 6.81	19.19 ± 9.84
AZUS	08/29/87	09	48.27 ± 1.98	22.02 ± 5.50	0.00 ± 0.00	29.60 ± 5.04	16.76 ± 3.03	0.00 ± 0.00	0.00 ± 0.00	5.68 ± 1.01	122.32 ± 7.06	140.32 ± 6.84	18.00 ± 9.83
AZUS	08/29/87	13	28.79 ± 1.54	17.66 ± 4.52	0.00 ± 0.00	40.82 ± 7.65	0.00 ± 0.00	0.00 ± 0.00	0.00 ± 0.00	3.71 ± 0.95	90.97 ± 5.63	123.32 ± 6.99	32.35 ± 8.98
AZUS	08/29/87	17	21.63 ± 1.05	13.45 ± 3.33	0.00 ± 0.00	22.06 ± 2.49	11.62 ± 1.89	0.00 ± 0.00	0.00 ± 0.00	3.04 ± 0.46	71.80 ± 4.32	85.62 ± 3.80	13.82 ± 5.75
AZUS	09/02/87	00	25.03 ± 1.08	9.59 ± 2.52	0.00 ± 0.00	2.55 ± 0.22	0.00 ± 0.00	0.00 ± 0.00	0.00 ± 0.00	0.60 ± 0.50	37.77 ± 2.84	49.80 ± 5.23	12.03 ± 5.95
AZUS	09/02/87	05	49.04 ± 1.63	8.49 ± 2.51	0.00 ± 0.00	2.24 ± 0.26	0.00 ± 0.00	0.00 ± 0.00	0.00 ± 0.00	0.36 ± 0.66	60.13 ± 3.13	79.88 ± 6.87	19.75 ± 7.55
AZUS	09/02/87	09	24.70 ± 1.16	6.11 ± 2.02	0.00 ± 0.00	1.90 ± 0.22	0.42 ± 0.72	0.00 ± 0.00	0.00 ± 0.00	0.00 ± 0.00	33.13 ± 2.50	49.61 ± 6.96	16.48 ± 7.40
AZUS	09/02/87	13	74.12 ± 2.25	18.56 ± 4.52	0.00 ± 0.00	5.62 ± 0.73	0.00 ± 0.00	0.00 ± 0.00	0.00 ± 0.00	5.48 ± 0.80	103.78 ± 5.20	147.45 ± 6.41	43.67 ± 8.25
AZUS	09/02/87	17	31.28 ± 1.12	10.75 ± 2.58	0.00 ± 0.00	5.42 ± 0.35	0.00 ± 0.00	0.00 ± 0.00	0.00 ± 0.00	6.14 ± 0.63	53.60 ± 2.95	71.29 ± 3.93	17.69 ± 4.91
AZUS	09/03/87	00	26.00 ± 1.12	8.66 ± 2.37	0.00 ± 0.00	6.50 ± 0.38	0.00 ± 0.00	0.00 ± 0.00	0.00 ± 0.00	6.83 ± 0.75	47.99 ± 2.81	55.62 ± 5.64	7.63 ± 6.30
AZUS	09/03/87	05	74.24 ± 2.26	15.32 ± 3.87	0.00 ± 0.00	7.03 ± 0.71	0.00 ± 0.00	0.00 ± 0.00	0.00 ± 0.00	8.39 ± 1.03	104.98 ± 4.69	126.58 ± 6.80	21.60 ± 8.26
AZUS	09/03/87	09	64.87 ± 2.10	16.59 ± 4.20	0.00 ± 0.00	9.03 ± 0.96	0.00 ± 0.00	0.00 ± 0.00	0.00 ± 0.00	7.68 ± 1.10	98.18 ± 4.94	121.09 ± 7.08	22.91 ± 8.63
AZUS	09/03/87	13	60.41 ± 1.86	10.46 ± 2.94	0.00 ± 0.00	9.96 ± 0.77	0.00 ± 0.00	0.00 ± 0.00	0.00 ± 0.00	7.08 ± 1.02	87.92 ± 3.76	106.90 ± 6.81	18.98 ± 7.78
AZUS	09/03/87	17	14.69 ± 0.75	7.30 ± 1.99	0.00 ± 0.00	8.20 ± 0.42	2.61 ± 0.49	0.00 ± 0.00	0.00 ± 0.00	5.90 ± 0.56	38.70 ± 2.27	47.24 ± 3.82	8.54 ± 4.44
BURK	06/19/87	00	8.73 ± 0.59	11.73 ± 3.27	0.00 ± 0.00	2.29 ± 0.24	4.18 ± 1.23	0.00 ± 0.00	0.00 ± 0.00	10.56 ± 0.77	37.49 ± 3.67	50.67 ± 5.21	13.18 ± 6.37
BURK	06/19/87	05	11.62 ± 0.96	26.98 ± 5.34	0.00 ± 0.00	4.34 ± 0.67	5.08 ± 1.92	0.11 ± 0.46	0.00 ± 0.00	14.21 ± 1.18	62.35 ± 5.95	79.81 ± 6.91	17.46 ± 9.12
BURK	06/19/87	09	23.70 ± 1.65	28.30 ± 6.00	0.00 ± 0.00	10.67 ± 1.30	4.14 ± 1.79	0.79 ± 0.63	0.00 ± 0.00	11.14 ± 1.38	78.74 ± 6.77	97.68 ± 6.80	18.94 ± 9.60
BURK	06/19/87	13	17.52 ± 1.12	19.88 ± 4.67	0.00 ± 0.00	8.72 ± 0.78	1.10 ± 1.31	0.48 ± 0.50	0.00 ± 0.00	9.63 ± 1.28	57.33 ± 5.26	63.76 ± 6.84	6.43 ± 8.63
BURK	06/19/87	17	8.58 ± 0.52	13.73 ± 3.04	0.00 ± 0.00	6.30 ± 0.41	8.24 ± 1.32	0.00 ± 0.00	0.00 ± 0.00	6.96 ± 0.57	43.82 ± 3.48	56.07 ± 3.71	12.25 ± 5.09
BURK	06/24/87	00	12.24 ± 0.68	15.12 ± 4.04	0.00 ± 0.00	27.05 ± 3.68	11.84 ± 2.18	0.00 ± 0.00	0.00 ± 0.00	9.91 ± 1.12	76.15 ± 5.17	101.26 ± 5.17	25.11 ± 7.31
BURK	06/24/87	05	19.57 ± 1.43	24.41 ± 5.38	0.00 ± 0.00	26.63 ± 4.16	8.50 ± 2.16	0.00 ± 0.00	0.00 ± 0.00	10.82 ± 1.32	89.92 ± 6.47	118.11 ± 6.82	28.19 ± 9.40
BURK	06/24/87	09	21.45 ± 1.09	29.37 ± 6.61	0.00 ± 0.00	29.81 ± 5.23	0.00 ± 0.00	0.00 ± 0.00	0.00 ± 0.00	11.35 ± 1.31	91.98 ± 7.23	129.75 ± 6.72	37.77 ± 9.87
BURK	06/24/87	13	14.31 ± 0.87	22.27 ± 5.76	0.00 ± 0.00	33.11 ± 5.70	0.00 ± 0.00	0.00 ± 0.00	0.00 ± 0.00	7.61 ± 1.09	77.29 ± 6.42	116.50 ± 6.92	39.21 ± 9.44
BURK	06/24/87	17	9.22 ± 0.67	13.85 ± 2.94	0.00 ± 0.00	14.76 ± 1.34	9.71 ± 1.17	0.00 ± 0.00	0.00 ± 0.00	6.66 ± 0.81	54.21 ± 3.55	73.17 ± 3.77	18.96 ± 5.18
BURK	06/25/87	00	8.83 ± 0.58	11.20 ± 3.27	0.00 ± 0.00	26.59 ± 2.55	17.30 ± 1.96	0.00 ± 0.00	0.00 ± 0.00	4.96 ± 0.97	68.87 ± 4.35	87.81 ± 5.26	18.94 ± 6.83
BURK	06/25/87	05	17.98 ± 0.99	23.00 ± 5.24	0.00 ± 0.00	21.87 ± 3.90	20.92 ± 2.69	0.00 ± 0.00	0.00 ± 0.00	5.91 ± 1.04	89.68 ± 6.40	112.54 ± 6.90	22.86 ± 9.41
BURK	06/25/87	09	21.16 ± 1.17	31.42 ± 6.58	0.00 ± 0.00	24.36 ± 4.04	4.05 ± 2.55	0.00 ± 0.00	0.00 ± 0.00	7.93 ± 1.19	88.92 ± 7.56	124.35 ± 6.78	35.43 ± 10.15
BURK	06/25/87	13	16.25 ± 0.87	15.32 ± 4.56	0.00 ± 0.00	24.69 ± 3.30	0.00 ± 0.00	0.00 ± 0.00	0.00 ± 0.00	5.62 ± 0.96	61.88 ± 5.11	92.96 ± 6.69	31.08 ± 8.42

Table B-2 (continued)
Individual Source Contributions to PM_{10} Mass at SCAQS Sites Between 6/19/87 to 12/11/87

Site[a]	Date/Time[b]		Primary Geological SCE ± σ (μg/m³)	Primary Motor Veh. Exhaust SCE ± σ (μg/m³)	Vegetative Burning SCE ± σ (μg/m³)	Secondary Sulfate SCE ± σ (μg/m³)	Secondary Nitrate SCE ± σ (μg/m³)	Construction (Limestone) SCE ± σ (μg/m³)	Oil Combustion SCE ± σ (μg/m³)	Marine Aerosol SCE ± σ (μg/m³)	Calculated Mass ± σ (μg/m³)	Measured Mass ± σ (μg/m³)	Unexplained Mass ± σ (μg/m³)
BURK	06/25/87	17	8.57 ± 0.51	13.02 ± 2.98	0.00 ± 0.00	10.45 ± 0.83	11.64 ± 1.50	0.00 ± 0.00	0.00 ± 0.00	3.30 ± 0.56	46.97 ± 3.55	64.21 ± 3.81	17.24 ± 5.21
BURK	07/13/87	00	3.65 ± 0.42	14.00 ± 3.72	0.00 ± 0.00	3.37 ± 0.33	1.76 ± 1.48	0.00 ± 0.00	0.00 ± 0.00	5.35 ± 0.66	28.83 ± 4.13	39.42 ± 5.20	10.59 ± 6.64
BURK	07/13/87	05	11.00 ± 0.74	17.29 ± 4.71	0.00 ± 0.00	4.06 ± 0.53	2.07 ± 1.65	0.00 ± 0.00	0.00 ± 0.00	4.06 ± 0.68	40.08 ± 5.16	49.30 ± 6.65	9.22 ± 8.42
BURK	07/13/87	09	10.20 ± 0.80	22.56 ± 4.83	0.00 ± 0.00	6.15 ± 0.70	7.16 ± 1.16	0.00 ± 0.00	0.00 ± 0.00	4.52 ± 0.49	50.60 ± 5.12	56.16 ± 6.74	5.56 ± 8.46
BURK	07/13/87	13	8.76 ± 0.73	15.14 ± 4.25	0.00 ± 0.00	5.19 ± 0.51	1.12 ± 0.85	0.00 ± 0.00	0.00 ± 0.00	2.17 ± 0.67	32.39 ± 4.52	40.65 ± 6.74	8.26 ± 8.12
BURK	07/13/87	17	5.59 ± 0.36	8.72 ± 2.40	0.00 ± 0.00	4.39 ± 0.20	0.00 ± 0.00	0.00 ± 0.00	0.00 ± 0.00	3.72 ± 0.51	22.42 ± 2.61	34.34 ± 3.82	11.92 ± 4.63
BURK	07/14/87	00	4.31 ± 0.42	11.17 ± 3.19	0.00 ± 0.00	5.37 ± 0.40	6.45 ± 1.35	0.00 ± 0.00	0.00 ± 0.00	4.46 ± 0.62	31.75 ± 3.61	41.54 ± 5.28	9.79 ± 6.40
BURK	07/14/87	05	13.74 ± 0.83	20.48 ± 4.94	0.00 ± 0.00	10.82 ± 1.22	12.09 ± 2.14	0.00 ± 0.00	0.00 ± 0.00	2.63 ± 0.42	59.75 ± 5.59	67.02 ± 6.71	7.27 ± 8.73
BURK	07/14/87	09	22.99 ± 1.06	25.06 ± 6.34	0.00 ± 0.00	18.31 ± 2.67	2.41 ± 0.93	0.00 ± 0.00	0.00 ± 0.00	3.60 ± 0.91	72.37 ± 6.78	89.81 ± 6.69	17.44 ± 9.52
BURK	07/14/87	13	12.46 ± 0.83	18.53 ± 4.85	0.00 ± 0.00	12.68 ± 1.31	0.00 ± 0.00	0.00 ± 0.00	0.00 ± 0.00	3.59 ± 0.76	47.25 ± 5.13	65.10 ± 6.73	17.85 ± 8.46
BURK	07/14/87	17	7.42 ± 0.58	12.71 ± 6.36	0.00 ± 0.00	7.43 ± 0.56	6.07 ± 1.36	0.00 ± 0.00	0.00 ± 0.00	1.85 ± 0.42	35.49 ± 6.60	44.24 ± 3.78	8.75 ± 7.61
BURK	07/15/87	00	7.71 ± 0.57	10.76 ± 3.12	0.00 ± 0.00	14.89 ± 1.39	11.64 ± 1.54	0.00 ± 0.00	0.00 ± 0.00	3.31 ± 0.58	48.30 ± 3.78	63.88 ± 5.31	15.58 ± 6.52
BURK	07/15/87	05	14.74 ± 0.85	17.16 ± 4.51	0.00 ± 0.00	15.18 ± 1.69	13.52 ± 2.12	0.00 ± 0.00	0.00 ± 0.00	3.81 ± 0.83	64.41 ± 5.31	79.40 ± 6.73	14.99 ± 8.57
BURK	07/15/87	09	20.34 ± 1.06	26.80 ± 5.97	0.00 ± 0.00	25.57 ± 3.67	2.81 ± 2.42	0.00 ± 0.00	0.00 ± 0.00	5.15 ± 0.88	80.67 ± 6.89	100.39 ± 6.72	19.72 ± 9.62
BURK	07/15/87	13	14.88 ± 0.89	21.95 ± 5.33	0.00 ± 0.00	14.15 ± 1.54	0.00 ± 0.00	0.00 ± 0.00	0.00 ± 0.00	2.37 ± 0.73	53.35 ± 5.61	75.43 ± 6.71	22.08 ± 8.75
BURK	07/15/87	17	8.85 ± 0.50	13.18 ± 3.15	0.00 ± 0.00	15.68 ± 1.50	13.71 ± 1.73	0.00 ± 0.00	0.00 ± 0.00	0.00 ± 0.00	51.42 ± 3.85	64.29 ± 3.83	12.87 ± 5.43
BURK	08/27/87	00	5.56 ± 0.52	11.91 ± 2.95	0.00 ± 0.00	9.80 ± 0.72	13.16 ± 1.44	0.00 ± 0.00	0.00 ± 0.00	2.89 ± 0.53	43.32 ± 3.49	50.50 ± 5.18	7.18 ± 6.25
BURK	08/27/87	05	20.62 ± 0.99	16.21 ± 4.08	0.00 ± 0.00	9.82 ± 0.93	12.17 ± 2.04	0.00 ± 0.00	0.00 ± 0.00	4.85 ± 1.10	63.67 ± 5.42	75.47 ± 6.71	11.80 ± 8.63
BURK	08/27/87	09	23.20 ± 1.05	10.98 ± 6.39	0.00 ± 0.00	10.78 ± 1.10	9.37 ± 1.68	0.00 ± 0.00	0.00 ± 0.00	4.81 ± 0.97	59.13 ± 6.85	85.00 ± 6.91	25.87 ± 9.73
BURK	08/27/87	13	22.42 ± 1.03	14.01 ± 4.34	0.00 ± 0.00	7.68 ± 0.67	0.00 ± 0.00	0.00 ± 0.00	0.00 ± 0.00	7.47 ± 1.05	51.58 ± 4.68	63.91 ± 6.79	12.33 ± 8.25
BURK	08/27/87	17	12.65 ± 0.60	13.70 ± 3.27	0.00 ± 0.00	8.92 ± 0.65	5.83 ± 1.43	0.00 ± 0.00	0.00 ± 0.00	6.55 ± 0.60	47.65 ± 3.76	54.49 ± 3.74	6.84 ± 5.30
BURK	08/28/87	00	10.53 ± 0.65	14.72 ± 3.83	0.00 ± 0.00	8.48 ± 0.67	6.34 ± 1.64	0.00 ± 0.00	0.00 ± 0.00	5.23 ± 0.82	45.31 ± 4.39	52.44 ± 5.35	7.13 ± 6.92
BURK	08/28/87	05	18.18 ± 0.99	24.96 ± 5.86	0.00 ± 0.00	8.89 ± 1.08	10.82 ± 2.47	0.00 ± 0.00	0.00 ± 0.00	5.37 ± 1.09	68.21 ± 6.63	79.47 ± 6.56	11.26 ± 9.33
BURK	08/28/87	09	27.86 ± 1.13	24.59 ± 5.83	0.00 ± 0.00	11.41 ± 1.53	3.21 ± 2.55	0.00 ± 0.00	0.00 ± 0.00	8.75 ± 1.14	75.82 ± 6.69	97.63 ± 6.26	21.81 ± 9.16
BURK	08/28/87	13	18.10 ± 0.97	19.53 ± 5.15	0.00 ± 0.00	15.09 ± 1.68	0.00 ± 0.00	0.00 ± 0.00	0.00 ± 0.00	7.09 ± 1.08	59.82 ± 5.52	76.46 ± 6.75	16.64 ± 8.72
BURK	08/28/87	17	14.92 ± 0.64	12.70 ± 3.27	0.00 ± 0.00	8.54 ± 0.63	10.31 ± 1.58	0.00 ± 0.00	0.00 ± 0.00	7.64 ± 0.73	54.12 ± 3.85	62.86 ± 3.84	8.74 ± 5.44
BURK	08/29/87	00	12.26 ± 0.68	20.00 ± 4.83	0.00 ± 0.00	9.34 ± 0.99	17.12 ± 2.30	0.00 ± 0.00	0.00 ± 0.00	6.10 ± 0.72	64.82 ± 5.54	71.29 ± 5.28	6.47 ± 7.65
BURK	08/29/87	05	16.82 ± 0.91	24.05 ± 5.88	0.00 ± 0.00	15.42 ± 2.11	19.96 ± 2.79	0.00 ± 0.00	0.00 ± 0.00	8.68 ± 1.02	84.92 ± 6.82	206.95 ± 6.94	122.03 ± 9.73
BURK	08/29/87	09	25.65 ± 1.13	24.89 ± 6.70	0.00 ± 0.00	26.50 ± 5.80	7.68 ± 3.55	0.00 ± 0.00	0.00 ± 0.00	8.71 ± 1.03	93.44 ± 8.13	112.04 ± 6.85	18.60 ± 10.63
BURK	08/29/87	13	10.87 ± 0.77	19.80 ± 5.18	0.00 ± 0.00	32.98 ± 8.36	0.00 ± 0.00	0.00 ± 0.00	0.00 ± 0.00	2.92 ± 0.74	66.57 ± 6.07	85.39 ± 6.82	18.82 ± 9.13

Table B-2 (continued)
Individual Source Contributions to PM_{10} Mass at SCAQS Sites Between 6/19/87 to 12/11/87

Site[a]	Date/Time[b]		Primary Geological SCE ± σ (μg/m³)	Primary Motor Veh. Exhaust SCE ± σ (μg/m³)	Vegetative Burning SCE ± σ (μg/m³)	Secondary Sulfate SCE ± σ (μg/m³)	Secondary Nitrate SCE ± σ (μg/m³)	Construction (Limestone) SCE ± σ (μg/m³)	Oil Combustion SCE ± σ (μg/m³)	Marine Aerosol SCE ± σ (μg/m³)	Calculated Mass ± σ (μg/m³)	Measured Mass ± σ (μg/m³)	Unexplained Mass ± σ (μg/m³)
BURK	08/29/87	17	10.65 ± 0.50	14.15 ± 3.32	0.00 ± 0.00	19.01 ± 2.61	9.91 ± 2.24	0.00 ± 0.00	0.00 ± 0.00	3.42 ± 0.49	57.15 ± 4.40	66.07 ± 3.75	8.92 ± 5.78
BURK	09/02/87	00	10.46 ± 0.99	17.93 ± 4.06	0.00 ± 0.00	1.14 ± 0.29	0.32 ± 1.29	0.00 ± 0.00	0.00 ± 0.00	0.25 ± 0.48	30.10 ± 4.44	32.88 ± 5.16	2.78 ± 6.81
BURK	09/02/87	05	22.33 ± 1.38	16.91 ± 4.18	0.00 ± 0.00	1.50 ± 0.47	0.00 ± 0.00	0.00 ± 0.00	0.00 ± 0.00	1.43 ± 0.54	42.18 ± 4.50	61.54 ± 6.70	19.36 ± 8.07
BURK	09/02/87	09	22.35 ± 1.40	18.79 ± 4.83	0.00 ± 0.00	2.60 ± 0.45	0.00 ± 0.00	0.00 ± 0.00	0.00 ± 0.00	1.51 ± 0.75	45.25 ± 5.15	63.50 ± 6.88	18.25 ± 8.59
BURK	09/02/87	13	14.17 ± 0.83	13.80 ± 3.54	0.00 ± 0.00	4.08 ± 0.43	0.00 ± 0.00	0.00 ± 0.00	0.00 ± 0.00	3.33 ± 0.71	35.37 ± 3.78	50.65 ± 6.81	15.28 ± 7.79
BURK	09/02/87	17	17.28 ± 0.97	14.69 ± 3.46	0.00 ± 0.00	4.36 ± 0.30	0.75 ± 0.69	0.00 ± 0.00	0.00 ± 0.00	6.18 ± 0.58	43.26 ± 3.76	54.42 ± 3.82	11.16 ± 5.36
BURK	09/03/87	00	10.42 ± 0.73	17.05 ± 3.88	0.00 ± 0.00	6.29 ± 0.51	4.53 ± 1.54	0.00 ± 0.00	0.00 ± 0.00	7.95 ± 0.73	46.24 ± 4.37	54.43 ± 5.32	8.19 ± 6.88
BURK	09/03/87	05	20.04 ± 1.06	19.58 ± 4.75	0.00 ± 0.00	6.41 ± 0.65	3.74 ± 1.51	0.00 ± 0.00	0.00 ± 0.00	8.23 ± 1.02	58.00 ± 5.28	64.34 ± 6.69	6.34 ± 8.52
BURK	09/03/87	09	24.82 ± 1.14	21.74 ± 5.58	0.00 ± 0.00	11.80 ± 1.35	0.00 ± 0.00	0.00 ± 0.00	0.00 ± 0.00	8.70 ± 1.12	67.07 ± 5.94	90.00 ± 6.75	22.93 ± 8.99
BURK	09/03/87	13	21.37 ± 1.02	12.30 ± 4.11	0.00 ± 0.00	13.68 ± 1.19	0.00 ± 0.00	0.00 ± 0.00	0.00 ± 0.00	9.65 ± 1.13	57.00 ± 4.54	73.51 ± 6.79	16.51 ± 8.17
BURK	09/03/87	17	14.07 ± 0.59	6.70 ± 1.83	0.00 ± 0.00	14.65 ± 1.03	12.10 ± 1.38	0.00 ± 0.00	0.00 ± 0.00	5.29 ± 0.50	52.81 ± 2.65	63.72 ± 3.81	10.91 ± 4.64
BURK	11/11/87	00	7.54 ± 0.69	27.03 ± 4.45	0.00 ± 0.00	0.00 ± 0.00	0.00 ± 0.00	0.00 ± 0.00	0.00 ± 0.00	1.17 ± 0.24	35.74 ± 4.51	40.03 ± 4.73	4.29 ± 6.54
BURK	11/11/87	06	9.77 ± 1.00	21.66 ± 4.18	0.00 ± 0.00	0.00 ± 0.00	0.00 ± 0.00	0.00 ± 0.00	0.00 ± 0.00	1.10 ± 0.32	32.53 ± 4.31	41.55 ± 7.21	9.02 ± 8.40
BURK	11/11/87	10	7.22 ± 1.23	7.86 ± 3.20	0.00 ± 0.00	0.39 ± 0.24	0.00 ± 0.00	0.00 ± 0.00	0.00 ± 0.00	1.03 ± 0.26	16.50 ± 3.49	23.53 ± 7.43	7.03 ± 8.21
BURK	11/11/87	14	6.68 ± 0.94	9.59 ± 2.85	0.00 ± 0.00	0.32 ± 0.16	0.00 ± 0.00	0.00 ± 0.00	0.00 ± 0.00	1.17 ± 0.31	17.76 ± 3.05	24.85 ± 7.29	7.09 ± 7.90
BURK	11/11/87	18	10.90 ± 0.74	22.87 ± 4.38	0.00 ± 0.00	0.00 ± 0.00	0.42 ± 2.09	0.00 ± 0.00	0.00 ± 0.00	1.10 ± 0.25	35.30 ± 4.92	49.54 ± 4.80	14.24 ± 6.87
BURK	11/12/87	00	4.91 ± 0.61	19.09 ± 3.54	0.00 ± 0.00	0.00 ± 0.00	0.00 ± 0.00	0.00 ± 0.00	0.00 ± 0.00	0.94 ± 0.21	24.94 ± 3.60	30.38 ± 4.71	5.44 ± 5.93
BURK	11/12/87	06	10.40 ± 1.00	23.92 ± 4.65	0.00 ± 0.00	0.00 ± 0.00	0.00 ± 0.00	0.00 ± 0.00	0.00 ± 0.00	1.40 ± 0.33	35.72 ± 4.77	48.21 ± 7.25	12.49 ± 8.68
BURK	11/12/87	10	7.38 ± 0.34	21.93 ± 4.63	0.00 ± 0.00	0.00 ± 0.00	16.33 ± 2.23	0.00 ± 0.00	0.00 ± 0.00	1.44 ± 0.33	47.08 ± 5.23	61.26 ± 7.24	14.18 ± 8.93
BURK	11/12/87	14	18.19 ± 1.32	39.57 ± 7.58	0.00 ± 0.00	2.98 ± 1.14	52.33 ± 4.57	0.00 ± 0.00	0.00 ± 0.00	3.80 ± 0.52	116.86 ± 9.03	146.41 ± 7.34	29.55 ± 11.64
BURK	11/12/87	18	14.31 ± 0.92	45.16 ± 7.20	0.00 ± 0.00	0.00 ± 0.00	32.02 ± 4.28	0.00 ± 0.00	0.00 ± 0.00	4.44 ± 0.48	95.93 ± 8.44	108.95 ± 4.85	13.02 ± 9.73
BURK	11/13/87	00	8.28 ± 0.70	41.19 ± 8.50	0.00 ± 0.00	8.95 ± 2.00	22.29 ± 4.07	0.00 ± 0.00	0.00 ± 0.00	6.62 ± 0.61	87.33 ± 9.58	99.89 ± 4.82	12.56 ± 10.72
BURK	11/13/87	06	12.38 ± 1.07	34.05 ± 7.40	0.00 ± 0.00	12.93 ± 2.11	40.01 ± 3.94	0.00 ± 0.00	0.00 ± 0.00	4.21 ± 0.50	103.58 ± 8.61	122.88 ± 7.23	19.30 ± 11.24
BURK	11/13/87	10	15.25 ± 1.18	44.37 ± 9.22	0.00 ± 0.00	18.56 ± 4.10	56.99 ± 5.32	0.00 ± 0.00	0.00 ± 0.00	2.22 ± 0.39	137.39 ± 10.92	167.88 ± 7.48	30.49 ± 13.24
BURK	11/13/87	14	14.98 ± 1.16	27.51 ± 6.37	0.00 ± 0.00	19.27 ± 3.15	30.32 ± 3.41	0.00 ± 0.00	0.00 ± 0.00	3.86 ± 0.51	95.95 ± 7.56	112.75 ± 7.33	16.80 ± 10.53
BURK	11/13/87	18	4.40 ± 0.68	22.31 ± 4.42	0.00 ± 0.00	6.38 ± 0.64	11.89 ± 1.99	0.00 ± 0.00	0.00 ± 0.00	4.17 ± 0.41	49.15 ± 4.99	53.62 ± 4.62	4.47 ± 6.80
BURK	12/03/87	00	10.21 ± 0.78	72.37 ± 14.02	0.00 ± 0.00	3.93 ± 5.10	62.49 ± 7.59	0.00 ± 0.00	0.00 ± 0.00	1.68 ± 0.39	150.68 ± 16.13	175.95 ± 5.35	25.27 ± 16.99
BURK	12/03/87	06	17.80 ± 1.41	73.89 ± 13.43	0.00 ± 0.00	4.09 ± 4.14	69.65 ± 7.44	0.00 ± 0.00	0.00 ± 0.00	2.12 ± 0.47	167.54 ± 15.57	195.16 ± 7.43	27.62 ± 17.25
BURK	12/03/87	10	13.87 ± 1.07	22.98 ± 6.38	0.00 ± 0.00	2.77 ± 0.79	34.75 ± 3.39	0.00 ± 0.00	0.00 ± 0.00	0.76 ± 0.26	75.13 ± 7.38	101.97 ± 7.35	26.84 ± 10.42
BURK	12/03/87	14	14.12 ± 1.23	45.55 ± 8.99	0.00 ± 0.00	7.22 ± 2.01	70.57 ± 5.94	0.00 ± 0.00	0.00 ± 0.00	1.83 ± 0.38	139.28 ± 10.96	175.07 ± 7.42	35.79 ± 13.24

Table B-2 (continued)
Individual Source Contributions to PM_{10} Mass at SCAQS Sites Between 6/19/87 to 12/11/87

Site[a]	Date/Time[b]		Primary Geological SCE ± σ (μg/m³)	Primary Motor Veh. Exhaust SCE ± σ (μg/m³)	Vegetative Burning SCE ± σ (μg/m³)	Secondary Sulfate SCE ± σ (μg/m³)	Secondary Nitrate SCE ± σ (μg/m³)	Construction (Limestone) SCE ± σ (μg/m³)	Oil Combustion SCE ± σ (μg/m³)	Marine Aerosol SCE ± σ (μg/m³)	Calculated Mass ± σ (μg/m³)	Measured Mass ± σ (μg/m³)	Unexplained Mass ± σ (μg/m³)
BURK	12/03/87	18	10.44 ± 0.80	65.73 ± 12.36	0.00 ± 0.00	3.46 ± 3.96	48.55 ± 6.48	0.00 ± 0.00	0.00 ± 0.00	4.25 ± 0.55	132.43 ± 14.13	158.64 ± 4.80	26.21 ± 14.92
BURK	12/10/87	00	8.14 ± 0.71	49.10 ± 7.96	0.00 ± 0.00	0.00 ± 0.00	5.46 ± 4.21	0.00 ± 0.00	0.00 ± 0.00	0.29 ± 0.26	63.00 ± 9.03	72.99 ± 4.65	9.99 ± 10.16
BURK	12/10/87	04	7.82 ± 0.94	32.66 ± 6.32	0.00 ± 0.00	0.00 ± 0.00	0.42 ± 2.92	0.00 ± 0.00	0.00 ± 0.00	0.23 ± 0.22	41.13 ± 7.03	55.39 ± 7.34	14.26 ± 10.16
BURK	12/10/87	10	6.38 ± 0.92	17.61 ± 4.01	0.00 ± 0.00	0.00 ± 0.00	5.75 ± 1.51	0.00 ± 0.00	0.00 ± 0.00	0.21 ± 0.18	29.96 ± 4.38	47.80 ± 7.26	17.84 ± 8.48
BURK	12/10/87	14	8.87 ± 1.04	29.53 ± 5.96	0.00 ± 0.00	0.26 ± 0.63	33.20 ± 3.28	0.00 ± 0.00	0.00 ± 0.00	0.48 ± 0.20	72.34 ± 6.93	90.66 ± 7.21	18.32 ± 10.00
BURK	12/10/87	18	15.35 ± 0.89	46.84 ± 7.80	0.00 ± 0.00	0.00 ± 0.00	17.28 ± 4.21	0.00 ± 0.00	0.00 ± 0.00	0.35 ± 0.22	79.81 ± 8.91	86.20 ± 4.87	6.39 ± 10.15
BURK	12/11/87	00	5.32 ± 0.70	32.75 ± 5.23	0.00 ± 0.00	0.00 ± 0.00	7.84 ± 2.53	0.00 ± 0.00	0.00 ± 0.00	0.37 ± 0.17	46.29 ± 5.86	67.25 ± 4.79	20.96 ± 7.57
BURK	12/11/87	06	11.34 ± 1.10	47.98 ± 7.89	0.00 ± 0.00	0.00 ± 0.00	5.51 ± 3.72	0.00 ± 0.00	0.00 ± 0.00	0.00 ± 0.00	64.82 ± 8.79	85.21 ± 7.18	20.39 ± 11.35
BURK	12/11/87	10	9.10 ± 1.02	34.77 ± 6.85	0.00 ± 0.00	0.17 ± 0.30	21.86 ± 3.42	0.00 ± 0.00	0.00 ± 0.00	0.00 ± 0.00	65.90 ± 7.74	108.94 ± 7.28	43.04 ± 10.63
BURK	12/11/87	14	19.36 ± 1.49	69.13 ± 12.61	0.00 ± 0.00	7.09 ± 3.63	96.10 ± 7.81	0.00 ± 0.00	0.00 ± 0.00	0.64 ± 0.29	192.33 ± 15.05	221.68 ± 7.51	29.35 ± 16.82
BURK	12/11/87	18	17.43 ± 1.07	65.12 ± 9.77	0.00 ± 0.00	0.00 ± 0.00	14.63 ± 5.41	0.00 ± 0.00	0.00 ± 0.00	1.43 ± 0.32	98.61 ± 11.22	128.82 ± 4.76	30.21 ± 12.19
CELA	06/19/87	00	7.61 ± 0.58	9.76 ± 2.67	0.00 ± 0.00	2.14 ± 0.20	3.40 ± 0.66	0.00 ± 0.00	0.00 ± 0.00	11.57 ± 0.82	34.48 ± 3.16	48.57 ± 5.32	14.09 ± 6.19
CELA	06/19/87	05	14.06 ± 1.42	27.49 ± 5.83	0.00 ± 0.00	9.16 ± 1.14	3.01 ± 1.96	0.00 ± 0.00	0.00 ± 0.00	12.92 ± 1.10	66.65 ± 6.52	77.58 ± 6.60	10.93 ± 9.28
CELA	06/19/87	09	18.76 ± 1.31	14.92 ± 4.85	0.00 ± 0.00	11.67 ± 1.14	5.16 ± 1.02	0.00 ± 0.00	0.00 ± 0.00	10.03 ± 1.08	60.54 ± 5.36	82.32 ± 6.93	21.78 ± 8.76
CELA	06/19/87	13	8.73 ± 0.95	12.92 ± 3.57	0.00 ± 0.00	6.31 ± 0.43	0.00 ± 0.00	0.00 ± 0.00	0.00 ± 0.00	9.84 ± 1.04	37.80 ± 3.91	48.71 ± 6.92	10.91 ± 7.95
CELA	06/19/87	17	7.57 ± 0.46	10.97 ± 2.86	0.00 ± 0.00	5.81 ± 0.35	5.25 ± 1.20	0.00 ± 0.00	0.00 ± 0.00	8.30 ± 0.64	37.90 ± 3.27	48.71 ± 3.86	10.81 ± 5.06
CELA	06/24/87	00	13.63 ± 1.01	13.66 ± 3.63	0.00 ± 0.00	26.45 ± 3.58	9.81 ± 1.81	0.00 ± 0.00	0.00 ± 0.00	13.68 ± 1.25	77.23 ± 4.78	101.23 ± 5.36	24.00 ± 7.18
CELA	06/24/87	05	22.62 ± 1.12	25.13 ± 5.76	0.00 ± 0.00	30.22 ± 5.85	17.44 ± 2.85	0.00 ± 0.00	0.00 ± 0.00	13.96 ± 1.43	109.37 ± 7.13	138.60 ± 6.88	29.23 ± 9.91
CELA	06/24/87	09	24.27 ± 1.63	21.99 ± 6.34	0.00 ± 0.00	38.98 ± 7.86	0.00 ± 0.00	0.00 ± 0.00	0.00 ± 0.00	14.37 ± 1.43	99.61 ± 7.29	141.24 ± 6.90	41.63 ± 10.04
CELA	06/24/87	13	11.25 ± 0.77	13.98 ± 4.48	0.00 ± 0.00	27.64 ± 3.78	0.00 ± 0.00	0.00 ± 0.00	0.00 ± 0.00	5.89 ± 0.96	58.75 ± 5.07	84.50 ± 6.92	25.75 ± 8.58
CELA	06/24/87	17	8.28 ± 0.72	12.15 ± 2.81	0.00 ± 0.00	14.89 ± 1.23	2.66 ± 1.10	0.00 ± 0.00	0.00 ± 0.00	5.84 ± 0.73	43.82 ± 3.39	56.66 ± 3.87	12.84 ± 5.14
CELA	06/25/87	00	8.55 ± 0.70	17.54 ± 3.83	0.00 ± 0.00	21.47 ± 2.92	15.25 ± 1.97	0.00 ± 0.00	0.00 ± 0.00	4.89 ± 0.88	67.70 ± 4.79	81.30 ± 5.52	13.60 ± 7.31
CELA	06/25/87	05	19.88 ± 1.09	26.60 ± 5.79	0.00 ± 0.00	25.50 ± 4.83	25.51 ± 3.08	0.00 ± 0.00	0.00 ± 0.00	8.18 ± 1.19	105.68 ± 7.13	128.07 ± 6.89	22.39 ± 9.92
CELA	06/25/87	09	25.58 ± 1.19	25.65 ± 6.11	0.00 ± 0.00	28.98 ± 4.97	3.29 ± 2.56	0.00 ± 0.00	0.00 ± 0.00	9.01 ± 1.21	92.50 ± 7.22	116.37 ± 6.96	23.87 ± 10.03
CELA	06/25/87	13	11.43 ± 0.75	12.85 ± 3.86	0.00 ± 0.00	22.95 ± 2.67	0.00 ± 0.00	0.00 ± 0.00	0.00 ± 0.00	4.53 ± 0.93	51.77 ± 4.38	69.64 ± 6.75	17.87 ± 8.05
CELA	06/25/87	17	7.91 ± 0.47	9.32 ± 2.53	0.00 ± 0.00	11.72 ± 0.87	4.46 ± 1.07	0.00 ± 0.00	0.00 ± 0.00	4.51 ± 0.63	37.92 ± 3.02	52.84 ± 3.89	14.92 ± 4.92
CELA	07/13/87	00	2.58 ± 0.38	11.97 ± 3.37	0.00 ± 0.00	4.91 ± 0.38	3.54 ± 1.38	0.00 ± 0.00	0.00 ± 0.00	5.82 ± 0.63	28.83 ± 3.78	35.68 ± 5.24	6.85 ± 6.46
CELA	07/13/87	05	10.46 ± 0.75	22.48 ± 5.24	0.00 ± 0.00	7.07 ± 0.83	7.36 ± 1.95	0.00 ± 0.00	0.00 ± 0.00	5.68 ± 0.77	53.06 ± 5.78	67.36 ± 6.66	14.30 ± 8.82
CELA	07/13/87	09	8.92 ± 0.71	18.26 ± 4.68	0.00 ± 0.00	8.43 ± 0.80	0.00 ± 0.00	0.00 ± 0.00	0.00 ± 0.00	4.49 ± 0.77	40.10 ± 4.89	49.88 ± 6.86	9.78 ± 8.42
CELA	07/13/87	13	4.74 ± 0.63	9.49 ± 3.11	0.00 ± 0.00	4.98 ± 0.34	0.00 ± 0.00	0.00 ± 0.00	0.00 ± 0.00	1.80 ± 0.51	21.01 ± 3.28	25.58 ± 7.02	4.57 ± 7.75

Table B-2 (continued)
Individual Source Contributions to PM_{10} Mass at SCAQS Sites Between 6/19/87 to 12/11/87

Site[a]	Date/Time[b]		Primary Geological SCE ± σ (μg/m³)	Primary Motor Veh. Exhaust SCE ± σ (μg/m³)	Vegetative Burning SCE ± σ (μg/m³)	Secondary Sulfate SCE ± σ (μg/m³)	Secondary Nitrate SCE ± σ (μg/m³)	Construction (Limestone) SCE ± σ (μg/m³)	Oil Combustion SCE ± σ (μg/m³)	Marine Aerosol SCE ± σ (μg/m³)	Calculated Mass ± σ (μg/m³)	Measured Mass ± σ (μg/m³)	Unexplained Mass ± σ (μg/m³)
CELA	07/13/87	17	4.52 ± 0.38	7.17 ± 2.06	0.00 ± 0.00	3.32 ± 0.14	1.68 ± 0.48	0.00 ± 0.00	0.00 ± 0.00	4.31 ± 0.48	21.00 ± 2.24	27.26 ± 3.95	6.26 ± 4.54
CELA	07/14/87	00	4.17 ± 0.43	7.94 ± 2.31	0.00 ± 0.00	8.37 ± 0.51	6.84 ± 1.08	0.00 ± 0.00	0.00 ± 0.00	3.92 ± 0.42	31.24 ± 2.73	42.17 ± 5.36	10.93 ± 6.02
CELA	07/14/87	05	14.17 ± 0.98	26.80 ± 5.50	0.00 ± 0.00	20.00 ± 2.84	10.75 ± 2.41	0.00 ± 0.00	0.00 ± 0.00	5.10 ± 0.98	76.02 ± 6.40	81.52 ± 6.91	5.50 ± 9.42
CELA	07/14/87	09	17.52 ± 0.97	24.32 ± 5.68	0.00 ± 0.00	22.24 ± 3.05	0.00 ± 0.00	0.00 ± 0.00	0.00 ± 0.00	5.07 ± 1.02	69.14 ± 6.13	84.05 ± 6.90	14.91 ± 9.23
CELA	07/14/87	13	6.94 ± 0.67	13.58 ± 3.87	0.00 ± 0.00	12.10 ± 1.02	0.00 ± 0.00	0.00 ± 0.00	0.00 ± 0.00	2.92 ± 0.68	35.53 ± 4.13	43.52 ± 7.17	7.99 ± 8.27
CELA	07/14/87	17	4.96 ± 0.39	7.15 ± 2.21	0.00 ± 0.00	8.63 ± 0.49	3.17 ± 0.97	0.00 ± 0.00	0.00 ± 0.00	2.69 ± 0.34	26.61 ± 2.58	31.05 ± 3.91	4.44 ± 4.68
CELA	07/15/87	00	7.43 ± 0.87	13.24 ± 3.35	0.00 ± 0.00	16.28 ± 1.45	7.15 ± 1.58	0.00 ± 0.00	0.00 ± 0.00	4.26 ± 0.73	48.36 ± 4.08	61.35 ± 5.41	12.99 ± 6.78
CELA	07/15/87	05	13.58 ± 0.97	26.99 ± 5.62	0.00 ± 0.00	19.77 ± 2.58	11.22 ± 2.25	0.00 ± 0.00	0.00 ± 0.00	5.48 ± 0.94	77.04 ± 6.44	90.11 ± 6.85	13.07 ± 9.40
CELA	07/15/87	09	22.87 ± 1.04	20.82 ± 5.69	0.00 ± 0.00	19.21 ± 2.65	3.60 ± 2.35	0.00 ± 0.00	0.00 ± 0.00	3.06 ± 0.72	69.55 ± 6.52	82.96 ± 6.96	13.41 ± 9.54
CELA	07/15/87	13	9.72 ± 0.78	18.19 ± 4.41	0.00 ± 0.00	11.90 ± 1.06	0.00 ± 0.00	0.00 ± 0.00	0.00 ± 0.00	1.88 ± 0.75	41.69 ± 4.68	51.80 ± 7.05	10.11 ± 8.46
CELA	07/15/87	17	6.57 ± 0.46	10.69 ± 2.72	0.00 ± 0.00	16.40 ± 1.30	0.00 ± 0.00	0.00 ± 0.00	0.00 ± 0.00	1.49 ± 0.42	35.15 ± 3.03	48.24 ± 4.00	13.09 ± 5.02
CELA	08/27/87	00	4.48 ± 0.51	7.27 ± 2.48	0.00 ± 0.00	6.99 ± 0.42	5.45 ± 1.19	0.00 ± 0.00	0.00 ± 0.00	8.46 ± 0.89	32.66 ± 3.02	43.37 ± 5.27	10.71 ± 6.07
CELA	08/27/87	05	17.08 ± 0.93	22.79 ± 5.38	0.00 ± 0.00	8.15 ± 1.04	10.24 ± 2.13	0.00 ± 0.00	0.00 ± 0.00	7.14 ± 0.92	65.40 ± 6.04	79.11 ± 6.59	13.71 ± 8.94
CELA	08/27/87	09	16.25 ± 0.85	18.27 ± 4.32	0.00 ± 0.00	8.87 ± 0.96	0.00 ± 0.00	0.00 ± 0.00	0.00 ± 0.00	9.68 ± 1.16	53.07 ± 4.68	74.52 ± 6.87	21.45 ± 8.31
CELA	08/27/87	13	13.56 ± 0.85	11.55 ± 3.53	0.00 ± 0.00	7.57 ± 0.57	0.00 ± 0.00	0.00 ± 0.00	0.00 ± 0.00	6.47 ± 0.88	39.15 ± 3.83	50.02 ± 6.92	10.87 ± 7.91
CELA	08/27/87	17	10.81 ± 0.56	11.47 ± 3.08	0.00 ± 0.00	9.59 ± 0.67	1.31 ± 0.60	0.00 ± 0.00	0.00 ± 0.00	8.39 ± 0.76	41.57 ± 3.39	49.03 ± 4.09	7.46 ± 5.31
CELA	08/28/87	00	11.15 ± 0.77	24.18 ± 4.85	0.00 ± 0.00	9.07 ± 0.97	4.06 ± 2.05	0.00 ± 0.00	0.00 ± 0.00	5.19 ± 0.72	53.65 ± 5.48	62.76 ± 5.32	9.11 ± 7.64
CELA	08/28/87	05	17.54 ± 0.97	30.69 ± 6.38	0.00 ± 0.00	10.16 ± 1.56	6.84 ± 2.65	0.00 ± 0.00	0.00 ± 0.00	6.98 ± 1.01	72.21 ± 7.17	81.79 ± 6.68	9.58 ± 9.80
CELA	08/28/87	09	26.83 ± 1.72	29.62 ± 6.37	0.00 ± 0.00	17.00 ± 1.99	3.50 ± 1.32	0.00 ± 0.00	0.00 ± 0.00	9.61 ± 1.40	86.56 ± 7.06	118.82 ± 6.71	32.26 ± 9.74
CELA	08/28/87	13	12.51 ± 0.82	11.05 ± 3.03	0.00 ± 0.00	13.90 ± 1.22	0.00 ± 0.00	0.00 ± 0.00	0.00 ± 0.00	6.10 ± 0.98	43.55 ± 3.49	58.48 ± 7.36	14.93 ± 8.15
CELA	08/28/87	17	13.74 ± 0.63	12.00 ± 3.10	0.00 ± 0.00	7.86 ± 0.58	3.82 ± 1.23	0.00 ± 0.00	0.00 ± 0.00	8.59 ± 0.76	46.02 ± 3.57	57.89 ± 4.03	11.87 ± 5.38
CELA	08/29/87	00	10.91 ± 0.65	13.15 ± 3.14	0.00 ± 0.00	12.60 ± 1.16	15.43 ± 1.90	0.00 ± 0.00	0.00 ± 0.00	6.43 ± 0.73	58.51 ± 3.97	73.77 ± 5.54	15.26 ± 6.82
CELA	08/29/87	05	17.12 ± 0.92	21.73 ± 4.92	0.00 ± 0.00	21.24 ± 3.10	21.02 ± 2.95	0.00 ± 0.00	0.00 ± 0.00	6.86 ± 0.88	87.97 ± 6.16	112.40 ± 7.36	24.43 ± 9.60
CELA	08/29/87	09	22.28 ± 0.98	14.10 ± 3.49	0.00 ± 0.00	28.31 ± 3.94	0.00 ± 0.00	0.00 ± 0.00	0.00 ± 0.00	7.91 ± 0.89	72.59 ± 4.25	88.55 ± 5.57	15.96 ± 7.01
CELA	08/29/87	13	6.49 ± 0.62	13.32 ± 3.44	0.00 ± 0.00	30.85 ± 4.37	0.00 ± 0.00	0.00 ± 0.00	0.00 ± 0.00	1.58 ± 0.59	52.24 ± 4.15	76.24 ± 7.17	24.00 ± 8.28
CELA	08/29/87	17	9.85 ± 0.48	9.83 ± 2.51	0.00 ± 0.00	17.61 ± 1.58	4.47 ± 1.42	0.00 ± 0.00	0.00 ± 0.00	4.32 ± 0.51	46.08 ± 3.24	60.50 ± 4.01	14.42 ± 5.16
CELA	09/02/87	00	20.91 ± 0.98	29.38 ± 5.94	0.00 ± 0.00	2.67 ± 0.73	0.00 ± 0.00	0.00 ± 0.00	0.00 ± 0.00	3.15 ± 0.78	56.11 ± 6.15	65.36 ± 5.27	9.25 ± 8.10
CELA	09/02/87	05	23.67 ± 1.02	23.39 ± 5.31	0.00 ± 0.00	2.22 ± 0.75	0.00 ± 0.00	0.00 ± 0.00	0.00 ± 0.00	0.53 ± 0.49	49.81 ± 5.51	68.81 ± 6.73	19.00 ± 8.70
CELA	09/02/87	09	23.42 ± 1.20	39.71 ± 8.18	0.00 ± 0.00	3.07 ± 1.37	0.00 ± 0.00	0.00 ± 0.00	0.00 ± 0.00	5.54 ± 1.10	71.74 ± 8.44	104.88 ± 7.12	33.14 ± 11.04
CELA	09/02/87	13	12.46 ± 0.78	12.08 ± 3.14	0.00 ± 0.00	4.11 ± 0.39	0.00 ± 0.00	0.00 ± 0.00	0.00 ± 0.00	3.31 ± 0.70	31.95 ± 3.38	54.55 ± 6.86	22.60 ± 7.65

Table B-2 (continued)
Individual Source Contributions to PM_{10} Mass at SCAQS Sites Between 6/19/87 to 12/11/87

Site[a]	Date/Time[b]		Primary Geological SCE ± σ (μg/m³)	Primary Motor Veh. Exhaust SCE ± σ (μg/m³)	Vegetative Burning SCE ± σ (μg/m³)	Secondary Sulfate SCE ± σ (μg/m³)	Secondary Nitrate SCE ± σ (μg/m³)	Construction (Limestone) SCE ± σ (μg/m³)	Oil Combustion SCE ± σ (μg/m³)	Marine Aerosol SCE ± σ (μg/m³)	Calculated Mass ± σ (μg/m³)	Measured Mass ± σ (μg/m³)	Unexplained Mass ± σ (μg/m³)
CELA	09/02/87	17	13.41 ± 0.64	10.94 ± 2.81	0.00 ± 0.00	4.71 ± 0.27	1.88 ± 0.54	0.00 ± 0.00	0.00 ± 0.00	5.45 ± 0.52	36.39 ± 3.03	47.20 ± 3.97	10.81 ± 4.99
CELA	09/03/87	00	8.47 ± 0.61	11.09 ± 3.15	0.00 ± 0.00	7.22 ± 0.53	6.69 ± 1.36	0.00 ± 0.00	0.00 ± 0.00	9.25 ± 0.77	42.70 ± 3.65	56.15 ± 5.34	13.45 ± 6.47
CELA	09/03/87	05	22.43 ± 1.13	36.48 ± 7.87	0.00 ± 0.00	10.00 ± 1.93	10.61 ± 3.28	0.00 ± 0.00	0.00 ± 0.00	10.59 ± 1.03	90.11 ± 8.79	103.35 ± 6.96	13.24 ± 11.21
CELA	09/03/87	09	25.21 ± 1.19	25.59 ± 5.95	0.00 ± 0.00	13.58 ± 1.70	0.00 ± 0.00	0.00 ± 0.00	0.00 ± 0.00	9.19 ± 1.17	73.56 ± 6.34	92.70 ± 6.86	19.14 ± 9.34
CELA	09/03/87	13	16.37 ± 0.91	10.28 ± 3.56	0.00 ± 0.00	10.65 ± 0.81	0.00 ± 0.00	0.00 ± 0.00	0.00 ± 0.00	9.01 ± 1.09	46.31 ± 3.96	58.49 ± 6.99	12.18 ± 8.03
CELA	09/03/87	17	10.30 ± 0.53	7.01 ± 2.24	0.00 ± 0.00	10.86 ± 0.69	1.98 ± 1.09	0.00 ± 0.00	0.00 ± 0.00	9.40 ± 0.78	39.54 ± 2.81	48.87 ± 3.90	9.33 ± 4.81
CELA	11/11/87	00	4.92 ± 1.34	24.47 ± 4.99	0.00 ± 0.00	0.02 ± 0.53	0.00 ± 0.00	0.00 ± 0.00	0.00 ± 0.00	0.45 ± 0.15	29.85 ± 5.12	55.82 ± 4.80	25.97 ± 7.02
CELA	11/11/87	06	4.94 ± 1.42	19.00 ± 3.97	0.00 ± 0.00	0.00 ± 0.00	0.00 ± 0.00	0.00 ± 0.00	0.00 ± 0.00	0.38 ± 0.31	24.33 ± 4.23	39.16 ± 7.40	14.83 ± 8.52
CELA	11/11/87	10	2.38 ± 0.90	9.94 ± 3.17	0.00 ± 0.00	0.25 ± 0.19	0.04 ± 0.78	0.00 ± 0.00	0.00 ± 0.00	0.15 ± 0.18	12.76 ± 3.42	21.22 ± 7.53	8.46 ± 8.27
CELA	11/11/87	14	4.30 ± 0.92	14.62 ± 4.00	0.00 ± 0.00	0.53 ± 0.31	5.01 ± 1.48	0.00 ± 0.00	0.00 ± 0.00	0.91 ± 0.31	25.36 ± 4.42	32.98 ± 7.30	7.62 ± 8.53
CELA	11/11/87	18	8.68 ± 1.63	31.76 ± 5.34	0.00 ± 0.00	0.00 ± 0.00	0.00 ± 2.52	0.00 ± 0.00	0.00 ± 0.00	0.78 ± 0.23	41.22 ± 6.13	55.34 ± 4.88	14.12 ± 7.84
CELA	11/12/87	00	3.78 ± 1.27	21.41 ± 4.73	0.00 ± 0.00	0.04 ± 0.48	0.53 ± 0.57	0.00 ± 0.00	0.00 ± 0.00	0.23 ± 0.15	26.18 ± 4.98	57.59 ± 4.84	31.41 ± 6.94
CELA	11/12/87	06	8.41 ± 1.66	26.03 ± 4.90	0.00 ± 0.00	0.00 ± 0.00	0.00 ± 0.00	0.00 ± 0.00	0.00 ± 0.00	0.11 ± 0.28	34.55 ± 5.18	66.34 ± 7.46	31.79 ± 9.08
CELA	11/12/87	10	10.12 ± 1.65	25.07 ± 6.15	0.00 ± 0.00	1.10 ± 0.67	25.56 ± 2.89	0.00 ± 0.00	0.00 ± 0.00	0.58 ± 0.20	62.43 ± 7.05	76.41 ± 7.49	13.98 ± 10.29
CELA	11/12/87	14	9.28 ± 1.05	33.89 ± 7.49	0.00 ± 0.00	2.80 ± 1.08	36.72 ± 3.62	0.00 ± 0.00	0.00 ± 0.00	2.28 ± 0.35	84.98 ± 8.47	101.51 ± 7.48	16.53 ± 11.30
CELA	11/12/87	18	9.72 ± 2.01	40.99 ± 7.72	0.00 ± 0.00	1.75 ± 1.37	15.79 ± 3.52	0.00 ± 0.00	0.00 ± 0.00	2.84 ± 0.32	71.08 ± 8.80	78.36 ± 4.83	7.28 ± 10.04
CELA	11/13/87	00	8.09 ± 2.12	46.95 ± 8.51	0.00 ± 0.00	14.01 ± 2.29	23.77 ± 3.98	0.00 ± 0.00	0.00 ± 0.00	3.41 ± 0.33	96.23 ± 9.78	120.40 ± 5.02	24.17 ± 10.99
CELA	11/13/87	06	7.60 ± 1.00	41.96 ± 8.72	0.00 ± 0.00	15.24 ± 2.85	58.76 ± 4.99	0.00 ± 0.00	0.00 ± 0.00	3.94 ± 0.56	127.50 ± 10.27	142.21 ± 7.62	14.71 ± 12.79
CELA	11/13/87	10	17.23 ± 1.20	41.56 ± 9.30	0.00 ± 0.00	19.68 ± 4.14	60.67 ± 5.34	0.00 ± 0.00	0.00 ± 0.00	3.77 ± 0.55	142.91 ± 11.02	171.13 ± 7.79	28.22 ± 13.50
CELA	11/13/87	14	8.42 ± 1.01	19.77 ± 5.03	0.00 ± 0.00	18.68 ± 2.50	16.78 ± 2.36	0.00 ± 0.00	0.00 ± 0.00	4.77 ± 0.54	68.41 ± 5.91	86.23 ± 7.49	17.82 ± 9.54
CELA	11/13/87	18	2.08 ± 0.61	15.92 ± 3.64	0.00 ± 0.00	5.80 ± 0.44	12.33 ± 1.55	0.00 ± 0.00	0.00 ± 0.00	3.38 ± 0.28	39.51 ± 4.08	43.93 ± 4.70	4.42 ± 6.22
CELA	12/03/87	00	12.45 ± 2.55	53.09 ± 10.23	0.00 ± 0.00	7.19 ± 2.63	71.41 ± 6.25	0.00 ± 0.00	0.00 ± 0.00	1.51 ± 0.32	145.65 ± 12.38	179.31 ± 5.15	33.66 ± 13.41
CELA	12/03/87	06	13.17 ± 2.44	48.64 ± 9.80	0.00 ± 0.00	4.65 ± 1.92	63.11 ± 5.38	0.00 ± 0.00	0.00 ± 0.00	2.01 ± 0.37	131.57 ± 11.55	158.19 ± 7.68	26.62 ± 13.87
CELA	12/03/87	10	11.34 ± 1.43	23.20 ± 6.19	0.00 ± 0.00	3.98 ± 0.75	49.25 ± 3.92	0.00 ± 0.00	0.00 ± 0.00	1.00 ± 0.20	88.77 ± 7.57	110.29 ± 7.53	21.52 ± 10.68
CELA	12/03/87	14	19.45 ± 2.16	40.40 ± 8.64	0.00 ± 0.00	10.42 ± 1.98	62.79 ± 4.93	0.00 ± 0.00	0.00 ± 0.00	2.23 ± 0.37	135.29 ± 10.30	171.11 ± 7.39	35.82 ± 12.68
CELA	12/03/87	18	13.33 ± 3.47	75.73 ± 13.31	0.00 ± 0.00	3.46 ± 4.42	43.91 ± 6.64	0.00 ± 0.00	0.00 ± 0.00	3.85 ± 0.54	140.29 ± 15.42	155.48 ± 5.13	15.19 ± 16.25
CELA	12/10/87	00	6.32 ± 0.78	45.84 ± 7.03	0.00 ± 0.00	0.00 ± 0.00	7.20 ± 3.63	0.00 ± 0.00	0.00 ± 0.00	0.94 ± 0.23	60.29 ± 7.96	74.27 ± 4.79	13.98 ± 9.29
CELA	12/10/87	06	9.78 ± 1.08	31.21 ± 5.73	0.00 ± 0.00	0.00 ± 0.00	4.89 ± 2.54	0.00 ± 0.00	0.00 ± 0.00	1.07 ± 0.24	46.95 ± 6.36	61.59 ± 7.51	14.64 ± 9.84
CELA	12/10/87	10	5.35 ± 0.96	22.67 ± 4.35	0.00 ± 0.00	0.00 ± 0.00	11.14 ± 1.81	0.00 ± 0.00	0.00 ± 0.00	1.16 ± 0.24	40.32 ± 4.81	50.86 ± 7.34	10.54 ± 8.78
CELA	12/10/87	14	6.77 ± 0.94	29.80 ± 6.07	0.00 ± 0.00	0.24 ± 0.22	30.32 ± 3.21	0.00 ± 0.00	0.00 ± 0.00	1.31 ± 0.26	68.44 ± 6.95	72.82 ± 7.29	4.38 ± 10.07

Table B-2 (continued)
Individual Source Contributions to PM_{10} Mass at SCAQS Sites Between 6/19/87 to 12/11/87

Site[a]	Date/Time[b]		Primary Geological SCE ± σ (μg/m³)	Primary Motor Veh. Exhaust SCE ± σ (μg/m³)	Vegetative Burning SCE ± σ (μg/m³)	Secondary Sulfate SCE ± σ (μg/m³)	Secondary Nitrate SCE ± σ (μg/m³)	Construction (Limestone) SCE ± σ (μg/m³)	Oil Combustion SCE ± σ (μg/m³)	Marine Aerosol SCE ± σ (μg/m³)	Calculated Mass ± σ (μg/m³)	Measured Mass ± σ (μg/m³)	Unexplained Mass ± σ (μg/m³)
CELA	12/10/87	18	12.99 ± 1.07	58.60 ± 8.42	0.00 ± 0.00	0.00 ± 0.00	22.41 ± 4.63	0.00 ± 0.00	0.00 ± 0.00	1.22 ± 0.27	95.13 ± 9.67	113.99 ± 4.86	18.86 ± 10.82
CELA	12/11/87	00	8.90 ± 2.29	53.90 ± 7.96	0.00 ± 0.00	0.00 ± 0.00	18.25 ± 4.12	0.00 ± 0.00	0.00 ± 0.00	1.30 ± 0.28	82.34 ± 9.25	97.56 ± 5.02	15.22 ± 10.52
CELA	12/11/87	06	12.31 ± 1.43	72.99 ± 10.78	0.00 ± 0.00	0.00 ± 0.00	13.59 ± 5.51	0.00 ± 0.00	0.00 ± 0.00	1.65 ± 0.36	100.54 ± 12.20	117.40 ± 7.59	16.86 ± 14.37
CELA	12/11/87	10	13.23 ± 1.20	53.21 ± 9.16	0.00 ± 0.00	0.49 ± 0.40	69.51 ± 6.22	0.00 ± 0.00	0.00 ± 0.00	2.20 ± 0.38	138.62 ± 11.16	163.53 ± 7.55	24.91 ± 13.47
CELA	12/11/87	14	12.66 ± 1.18	62.66 ± 11.96	0.00 ± 0.00	11.81 ± 4.01	80.30 ± 7.08	0.00 ± 0.00	0.00 ± 0.00	2.23 ± 0.41	169.66 ± 14.11	197.71 ± 7.68	28.05 ± 16.06
CELA	12/11/87	18	17.33 ± 1.41	106.33 ± 15.53	0.00 ± 0.00	0.11 ± 0.78	52.56 ± 8.78	0.00 ± 0.00	0.00 ± 0.00	1.82 ± 0.42	178.15 ± 17.92	180.39 ± 5.24	2.24 ± 18.67
CLAR	06/19/87	00	8.90 ± 0.95	11.97 ± 3.07	0.00 ± 0.00	4.35 ± 0.37	7.39 ± 1.44	0.00 ± 0.00	0.00 ± 0.00	6.13 ± 0.69	38.75 ± 3.65	54.96 ± 5.06	16.21 ± 6.24
CLAR	06/19/87	05	24.84 ± 1.32	13.70 ± 3.61	0.00 ± 0.00	4.01 ± 0.46	7.36 ± 1.55	0.00 ± 0.00	0.00 ± 0.00	4.06 ± 0.73	53.97 ± 4.27	71.24 ± 6.24	17.27 ± 7.56
CLAR	06/19/87	09	15.30 ± 1.27	15.01 ± 4.28	0.00 ± 0.00	6.02 ± 0.59	1.07 ± 1.35	0.00 ± 0.00	0.00 ± 0.00	8.07 ± 1.20	45.47 ± 4.89	55.97 ± 7.28	10.50 ± 8.77
CLAR	06/19/87	13	18.22 ± 0.97	12.95 ± 4.10	0.00 ± 0.00	6.80 ± 0.61	0.36 ± 1.00	0.00 ± 0.00	0.00 ± 0.00	9.04 ± 1.24	47.37 ± 4.59	61.66 ± 6.92	14.29 ± 8.30
CLAR	06/19/87	17	10.30 ± 0.79	11.31 ± 2.79	0.00 ± 0.00	4.75 ± 0.31	2.76 ± 1.04	0.00 ± 0.00	0.00 ± 0.00	10.32 ± 0.80	39.43 ± 3.24	52.88 ± 3.74	13.45 ± 4.95
CLAR	06/24/87	00	9.80 ± 0.60	6.89 ± 2.02	0.00 ± 0.00	9.53 ± 0.63	19.84 ± 1.58	0.00 ± 0.00	0.00 ± 0.00	5.45 ± 0.82	51.52 ± 2.89	69.32 ± 5.16	17.80 ± 5.91
CLAR	06/24/87	05	17.44 ± 0.90	11.47 ± 3.17	0.00 ± 0.00	9.92 ± 0.97	20.70 ± 2.00	0.00 ± 0.00	0.00 ± 0.00	3.47 ± 0.92	62.99 ± 4.10	80.25 ± 6.51	17.26 ± 7.69
CLAR	06/24/87	09	24.56 ± 1.08	18.77 ± 4.60	0.00 ± 0.00	18.10 ± 2.65	12.60 ± 2.49	0.00 ± 0.00	0.00 ± 0.00	5.56 ± 1.02	79.59 ± 5.70	113.33 ± 6.89	33.74 ± 8.94
CLAR	06/24/87	13	24.31 ± 1.67	22.38 ± 6.57	0.00 ± 0.00	22.04 ± 3.40	3.05 ± 0.97	0.00 ± 0.00	0.00 ± 0.00	6.21 ± 1.04	77.99 ± 7.18	118.22 ± 6.88	40.23 ± 9.94
CLAR	06/24/87	17	14.36 ± 0.67	11.64 ± 2.94	0.00 ± 0.00	11.37 ± 0.87	10.90 ± 1.43	0.00 ± 0.00	0.00 ± 0.00	6.71 ± 0.71	54.97 ± 3.55	72.09 ± 3.79	17.12 ± 5.19
CLAR	06/25/87	00	11.71 ± 0.93	10.24 ± 3.06	0.00 ± 0.00	12.06 ± 0.96	19.39 ± 1.77	0.00 ± 0.00	0.00 ± 0.00	4.68 ± 0.93	58.08 ± 3.92	76.04 ± 5.36	17.96 ± 6.64
CLAR	06/25/87	05	47.88 ± 2.67	53.95 ± 9.04	0.00 ± 0.00	9.23 ± 1.54	21.90 ± 4.21	0.00 ± 0.00	0.00 ± 0.00	6.41 ± 1.30	139.36 ± 10.48	137.45 ± 6.63	-1.91 ± 12.40
CLAR	06/25/87	09	27.41 ± 1.72	24.87 ± 6.44	0.00 ± 0.00	17.81 ± 2.71	15.57 ± 2.76	0.00 ± 0.00	0.00 ± 0.00	5.37 ± 1.16	90.23 ± 7.51	119.87 ± 6.87	29.64 ± 10.18
CLAR	06/25/87	13	19.46 ± 0.97	15.45 ± 3.95	0.00 ± 0.00	11.27 ± 1.14	1.95 ± 0.93	0.00 ± 0.00	0.00 ± 0.00	5.94 ± 1.11	54.07 ± 4.46	80.45 ± 6.80	26.38 ± 8.13
CLAR	06/25/87	17	15.51 ± 0.68	10.88 ± 2.93	0.00 ± 0.00	10.16 ± 0.73	7.91 ± 1.35	0.00 ± 0.00	0.00 ± 0.00	3.72 ± 0.66	48.17 ± 3.48	58.17 ± 3.79	10.00 ± 5.15
CLAR	07/13/87	00	7.75 ± 0.58	7.35 ± 2.06	0.00 ± 0.00	3.24 ± 0.20	0.91 ± 0.55	0.00 ± 0.00	0.00 ± 0.00	0.09 ± 0.10	19.33 ± 2.27	24.46 ± 5.14	5.13 ± 5.62
CLAR	07/13/87	05	26.98 ± 1.66	23.41 ± 5.88	0.00 ± 0.00	3.83 ± 0.71	6.50 ± 2.26	0.00 ± 0.00	0.00 ± 0.00	1.50 ± 0.64	62.21 ± 6.61	75.31 ± 6.62	13.10 ± 9.36
CLAR	07/13/87	09	11.50 ± 0.80	17.22 ± 4.19	0.00 ± 0.00	4.50 ± 0.61	2.12 ± 0.74	0.00 ± 0.00	0.00 ± 0.00	0.13 ± 0.15	35.48 ± 4.41	47.17 ± 6.89	11.69 ± 8.18
CLAR	07/13/87	13	12.36 ± 0.82	17.66 ± 5.01	0.00 ± 0.00	7.90 ± 0.82	0.67 ± 0.95	0.00 ± 0.00	0.00 ± 0.00	2.74 ± 0.82	41.33 ± 5.32	66.00 ± 6.91	24.67 ± 8.72
CLAR	07/13/87	17	10.90 ± 0.53	7.42 ± 1.90	0.00 ± 0.00	3.54 ± 0.18	0.00 ± 0.00	0.00 ± 0.00	0.00 ± 0.00	3.00 ± 0.53	24.85 ± 2.10	31.89 ± 3.76	7.04 ± 4.31
CLAR	07/14/87	00	8.47 ± 0.58	7.97 ± 2.27	0.00 ± 0.00	3.50 ± 0.23	1.00 ± 0.91	0.00 ± 0.00	0.00 ± 0.00	4.21 ± 0.58	25.15 ± 2.63	31.15 ± 5.33	6.00 ± 5.94
CLAR	07/14/87	05	15.89 ± 0.88	14.33 ± 3.69	0.00 ± 0.00	6.56 ± 0.59	2.80 ± 1.54	0.00 ± 0.00	0.00 ± 0.00	4.20 ± 0.68	43.78 ± 4.24	50.61 ± 6.64	6.83 ± 7.88
CLAR	07/14/87	09	15.66 ± 0.89	16.74 ± 4.08	0.00 ± 0.00	10.77 ± 1.12	1.41 ± 0.88	0.00 ± 0.00	0.00 ± 0.00	3.05 ± 0.83	47.62 ± 4.49	65.90 ± 6.80	18.28 ± 8.15
CLAR	07/14/87	13	17.00 ± 0.93	23.79 ± 5.45	0.00 ± 0.00	17.05 ± 2.44	0.00 ± 0.00	0.00 ± 0.00	0.00 ± 0.00	2.84 ± 0.67	60.68 ± 5.80	91.24 ± 6.98	30.56 ± 9.08

Table B-2 (continued)
Individual Source Contributions to PM_{10} Mass at SCAQS Sites Between 6/19/87 to 12/11/87

Site[a]	Date/Time[b]		Primary Geological SCE ± σ (μg/m³)	Primary Motor Veh. Exhaust SCE ± σ (μg/m³)	Vegetative Burning SCE ± σ (μg/m³)	Secondary Sulfate SCE ± σ (μg/m³)	Secondary Nitrate SCE ± σ (μg/m³)	Construction (Limestone) SCE ± σ (μg/m³)	Oil Combustion SCE ± σ (μg/m³)	Marine Aerosol SCE ± σ (μg/m³)	Calculated Mass ± σ (μg/m³)	Measured Mass ± σ (μg/m³)	Unexplained Mass ± σ (μg/m³)
CLAR	07/14/87	17	10.37 ± 0.60	13.40 ± 2.99	0.00 ± 0.00	8.34 ± 0.58	4.19 ± 1.12	0.00 ± 0.00	0.00 ± 0.00	3.55 ± 0.49	39.85 ± 3.38	49.35 ± 3.81	9.50 ± 5.09
CLAR	07/15/87	00	8.61 ± 0.87	13.95 ± 3.24	0.00 ± 0.00	11.67 ± 0.93	9.27 ± 1.27	0.00 ± 0.00	0.00 ± 0.00	3.91 ± 0.72	47.40 ± 3.81	55.71 ± 5.33	8.31 ± 6.55
CLAR	07/15/87	05	14.11 ± 0.90	15.85 ± 4.22	0.00 ± 0.00	14.16 ± 1.47	13.53 ± 2.04	0.00 ± 0.00	0.00 ± 0.00	3.67 ± 0.86	61.31 ± 5.02	68.73 ± 6.70	7.42 ± 8.37
CLAR	07/15/87	09	17.92 ± 0.98	15.99 ± 4.40	0.00 ± 0.00	15.05 ± 1.50	5.07 ± 1.62	0.00 ± 0.00	0.00 ± 0.00	3.82 ± 0.80	57.85 ± 5.03	69.46 ± 6.95	11.61 ± 8.58
CLAR	07/15/87	13	15.95 ± 0.98	20.86 ± 5.10	0.00 ± 0.00	12.85 ± 1.49	5.63 ± 1.85	0.00 ± 0.00	0.00 ± 0.00	1.16 ± 0.69	56.45 ± 5.71	66.94 ± 6.80	10.49 ± 8.88
CLAR	07/15/87	17	11.81 ± 0.58	12.34 ± 3.26	0.00 ± 0.00	8.18 ± 0.52	6.63 ± 1.39	0.00 ± 0.00	0.00 ± 0.00	0.00 ± 0.00	38.96 ± 3.67	48.46 ± 3.79	9.50 ± 5.28
CLAR	08/27/87	00	14.58 ± 0.97	10.07 ± 2.73	0.00 ± 0.00	7.92 ± 0.55	6.18 ± 1.25	0.00 ± 0.00	0.00 ± 0.00	5.37 ± 0.69	44.11 ± 3.33	56.07 ± 5.12	11.96 ± 6.11
CLAR	08/27/87	05	60.75 ± 2.05	17.41 ± 4.41	0.00 ± 0.00	8.35 ± 0.94	12.47 ± 2.21	0.00 ± 0.00	0.00 ± 0.00	7.19 ± 1.03	106.17 ± 5.55	113.68 ± 6.61	7.51 ± 8.63
CLAR	08/27/87	09	27.94 ± 1.63	20.28 ± 5.00	0.00 ± 0.00	8.70 ± 1.05	2.10 ± 2.11	0.00 ± 0.00	0.00 ± 0.00	6.10 ± 0.85	65.11 ± 5.83	89.22 ± 6.73	24.11 ± 8.90
CLAR	08/27/87	13	23.04 ± 1.63	21.26 ± 5.88	0.00 ± 0.00	8.51 ± 1.07	0.00 ± 0.00	0.00 ± 0.00	0.00 ± 0.00	6.05 ± 0.89	58.86 ± 6.27	89.70 ± 6.92	30.84 ± 9.34
CLAR	08/27/87	17	18.32 ± 0.91	9.81 ± 2.57	0.00 ± 0.00	7.88 ± 0.48	1.29 ± 1.11	0.00 ± 0.00	0.00 ± 0.00	6.09 ± 0.65	43.39 ± 3.11	55.06 ± 3.80	11.67 ± 4.91
CLAR	08/28/87	00	19.08 ± 1.13	12.59 ± 3.26	0.00 ± 0.00	7.72 ± 0.58	8.60 ± 1.87	0.00 ± 0.00	0.00 ± 0.00	4.20 ± 0.88	52.19 ± 4.11	60.37 ± 5.32	8.18 ± 6.72
CLAR	08/28/87	05	42.41 ± 1.76	17.74 ± 4.55	0.00 ± 0.00	7.63 ± 0.81	13.12 ± 2.43	0.00 ± 0.00	0.00 ± 0.00	3.56 ± 0.99	84.46 ± 5.63	95.82 ± 6.69	11.36 ± 8.74
CLAR	08/28/87	09	27.57 ± 1.61	19.32 ± 5.01	0.00 ± 0.00	9.50 ± 1.05	5.79 ± 2.54	0.00 ± 0.00	0.00 ± 0.00	4.58 ± 1.10	66.76 ± 6.05	90.16 ± 6.90	23.40 ± 9.18
CLAR	08/28/87	13	22.50 ± 1.64	22.08 ± 5.34	0.00 ± 0.00	17.83 ± 2.25	0.00 ± 0.00	0.00 ± 0.00	0.00 ± 0.00	6.02 ± 0.86	68.43 ± 5.87	104.68 ± 6.92	36.25 ± 9.07
CLAR	08/28/87	17	20.25 ± 1.03	13.02 ± 3.25	0.00 ± 0.00	10.84 ± 0.85	9.15 ± 1.90	0.00 ± 0.00	0.00 ± 0.00	5.28 ± 0.82	58.54 ± 4.11	68.66 ± 3.85	10.12 ± 5.63
CLAR	08/29/87	00	29.76 ± 1.62	20.01 ± 4.99	0.00 ± 0.00	10.88 ± 1.20	17.09 ± 2.56	0.00 ± 0.00	0.00 ± 0.00	5.27 ± 1.02	83.01 ± 6.04	86.29 ± 5.39	3.28 ± 8.10
CLAR	08/29/87	05	21.56 ± 1.46	17.78 ± 4.48	0.00 ± 0.00	13.82 ± 1.55	27.06 ± 2.81	0.00 ± 0.00	0.00 ± 0.00	4.34 ± 1.03	84.56 ± 5.74	98.70 ± 6.73	14.14 ± 8.85
CLAR	08/29/87	09	22.76 ± 1.35	17.88 ± 4.61	0.00 ± 0.00	24.91 ± 3.59	23.19 ± 3.10	0.00 ± 0.00	0.00 ± 0.00	6.19 ± 1.33	94.93 ± 6.14	115.39 ± 6.85	20.46 ± 9.20
CLAR	08/29/87	13	17.98 ± 1.48	19.18 ± 4.71	0.00 ± 0.00	29.57 ± 4.74	0.00 ± 0.00	0.00 ± 0.00	0.00 ± 0.00	3.93 ± 0.98	70.65 ± 5.51	103.00 ± 6.88	32.35 ± 8.81
CLAR	08/29/87	17	18.60 ± 1.00	12.37 ± 3.12	0.00 ± 0.00	21.58 ± 2.66	7.19 ± 1.73	0.00 ± 0.00	0.00 ± 0.00	4.75 ± 0.65	64.49 ± 4.11	81.49 ± 3.82	17.00 ± 5.61
CLAR	09/02/87	00	8.65 ± 0.79	5.98 ± 2.27	0.00 ± 0.00	2.39 ± 0.16	0.00 ± 0.00	0.00 ± 0.00	0.00 ± 0.00	0.50 ± 0.45	17.53 ± 2.49	24.61 ± 5.33	7.08 ± 5.88
CLAR	09/02/87	05	51.70 ± 1.67	6.34 ± 2.10	0.00 ± 0.00	2.09 ± 0.23	0.00 ± 0.00	0.00 ± 0.00	0.00 ± 0.00	1.31 ± 0.68	61.44 ± 2.82	78.48 ± 6.66	17.04 ± 7.23
CLAR	09/02/87	09	29.95 ± 1.34	10.39 ± 3.44	0.00 ± 0.00	2.00 ± 0.28	0.00 ± 0.00	0.00 ± 0.00	0.00 ± 0.00	1.68 ± 0.58	44.02 ± 3.79	75.28 ± 6.71	31.26 ± 7.71
CLAR	09/02/87	13	15.23 ± 1.18	12.04 ± 3.23	0.00 ± 0.00	4.81 ± 0.44	0.00 ± 0.00	0.00 ± 0.00	0.00 ± 0.00	3.38 ± 0.64	35.46 ± 3.57	55.02 ± 6.71	19.56 ± 7.60
CLAR	09/02/87	17	16.12 ± 0.85	8.75 ± 2.65	0.00 ± 0.00	5.08 ± 0.28	0.00 ± 0.00	0.00 ± 0.00	0.00 ± 0.00	5.81 ± 0.69	35.76 ± 2.93	53.41 ± 3.79	17.65 ± 4.79
CLAR	09/03/87	00	17.12 ± 1.05	11.28 ± 4.84	0.00 ± 0.00	5.88 ± 0.55	0.00 ± 0.00	0.00 ± 0.00	0.00 ± 0.00	5.92 ± 0.83	40.20 ± 5.08	54.41 ± 5.05	14.21 ± 7.16
CLAR	09/03/87	05	42.99 ± 1.94	21.79 ± 5.12	0.00 ± 0.00	5.47 ± 0.92	3.07 ± 0.99	0.00 ± 0.00	0.00 ± 0.00	5.60 ± 1.19	78.92 ± 5.79	102.27 ± 7.17	23.35 ± 9.22
CLAR	09/03/87	09	28.82 ± 1.47	16.24 ± 4.02	0.00 ± 0.00	7.60 ± 0.78	0.00 ± 0.00	0.00 ± 0.00	0.00 ± 0.00	7.33 ± 1.04	59.99 ± 4.51	87.71 ± 6.20	27.72 ± 7.67
CLAR	09/03/87	13	23.17 ± 1.23	7.89 ± 2.47	0.00 ± 0.00	9.10 ± 0.61	0.00 ± 0.00	0.00 ± 0.00	0.00 ± 0.00	6.97 ± 1.06	47.13 ± 3.08	63.06 ± 6.96	15.93 ± 7.61

Table B-2 (continued)
Individual Source Contributions to PM_{10} Mass at SCAQS Sites Between 6/19/87 to 12/11/87

Site[a]	Date/Time[b]		Primary Geological SCE ± σ (μg/m³)	Primary Motor Veh. Exhaust SCE ± σ (μg/m³)	Vegetative Burning SCE ± σ (μg/m³)	Secondary Sulfate SCE ± σ (μg/m³)	Secondary Nitrate SCE ± σ (μg/m³)	Construction (Limestone) SCE ± σ (μg/m³)	Oil Combustion SCE ± σ (μg/m³)	Marine Aerosol SCE ± σ (μg/m³)	Calculated Mass ± σ (μg/m³)	Measured Mass ± σ (μg/m³)	Unexplained Mass ± σ (μg/m³)
CLAR	09/03/87	17	10.64 ± 0.52	5.31 ± 1.54	0.00 ± 0.00	6.73 ± 0.33	2.78 ± 0.77	0.00 ± 0.00	0.00 ± 0.00	7.30 ± 0.68	32.75 ± 2.02	42.43 ± 3.79	9.68 ± 4.29
HAWT	06/19/87	00	4.74 ± 0.68	4.48 ± 2.09	0.00 ± 0.00	2.03 ± 0.16	2.59 ± 0.62	0.00 ± 0.00	0.00 ± 0.00	12.90 ± 0.90	26.75 ± 2.50	39.98 ± 5.39	13.23 ± 5.94
HAWT	06/19/87	05	15.94 ± 1.03	8.78 ± 2.51	0.00 ± 0.00	8.25 ± 0.54	3.56 ± 0.77	0.00 ± 0.00	0.00 ± 0.00	12.84 ± 0.99	49.37 ± 3.10	69.93 ± 6.56	20.56 ± 7.26
HAWT	06/19/87	09	5.52 ± 0.78	5.00 ± 2.67	0.00 ± 0.00	8.71 ± 0.49	3.15 ± 0.84	0.00 ± 0.00	0.00 ± 0.00	10.87 ± 0.91	33.25 ± 3.14	51.23 ± 7.00	17.98 ± 7.67
HAWT	06/19/87	13	3.03 ± 0.77	3.77 ± 2.47	0.00 ± 0.00	4.28 ± 0.28	0.00 ± 0.00	0.00 ± 0.00	0.00 ± 0.00	9.76 ± 0.87	20.84 ± 2.80	34.46 ± 7.47	13.62 ± 7.98
HAWT	06/19/87	17	1.79 ± 0.36	3.19 ± 1.40	0.00 ± 0.00	4.62 ± 0.17	3.25 ± 0.65	0.00 ± 0.00	0.00 ± 0.00	8.31 ± 0.76	21.16 ± 1.82	33.00 ± 3.92	11.84 ± 4.32
HAWT	06/24/87	00	10.73 ± 0.66	6.14 ± 2.47	0.00 ± 0.00	25.56 ± 2.52	0.00 ± 0.00	0.00 ± 0.00	0.00 ± 0.00	14.01 ± 1.08	56.44 ± 3.24	86.62 ± 5.66	30.18 ± 6.52
HAWT	06/24/87	05	17.50 ± 1.07	9.63 ± 2.86	0.00 ± 0.00	40.26 ± 6.61	7.29 ± 2.01	0.00 ± 0.00	0.00 ± 0.00	16.56 ± 1.37	91.24 ± 4.73	96.82 ± 6.40	5.58 ± 7.96
HAWT	06/24/87	09	12.36 ± 0.99	7.15 ± 2.32	0.00 ± 0.00	38.78 ± 5.44	0.00 ± 0.00	0.00 ± 0.00	0.00 ± 0.00	10.40 ± 1.05	68.69 ± 3.66	92.23 ± 7.17	23.54 ± 8.05
HAWT	06/24/87	13	8.29 ± 0.94	7.33 ± 2.34	0.00 ± 0.00	22.18 ± 2.29	0.00 ± 0.00	0.00 ± 0.00	0.00 ± 0.00	5.11 ± 1.12	42.91 ± 3.18	56.71 ± 7.06	13.80 ± 7.74
HAWT	06/24/87	17	5.54 ± 0.53	4.31 ± 1.36	0.00 ± 0.00	16.23 ± 0.98	0.00 ± 0.00	0.00 ± 0.00	0.00 ± 0.00	5.36 ± 0.56	31.44 ± 1.87	54.94 ± 3.91	23.50 ± 4.33
HAWT	06/25/87	00	6.65 ± 0.73	7.46 ± 2.79	0.00 ± 0.00	25.61 ± 2.88	5.69 ± 1.40	0.00 ± 0.00	0.00 ± 0.00	5.64 ± 0.72	51.05 ± 3.73	65.02 ± 5.85	13.97 ± 6.94
HAWT	06/25/87	05	14.18 ± 0.79	7.71 ± 2.35	0.00 ± 0.00	31.70 ± 4.38	2.70 ± 1.34	0.00 ± 0.00	0.00 ± 0.00	9.25 ± 1.10	65.54 ± 3.72	84.15 ± 6.64	18.61 ± 7.61
HAWT	06/25/87	09	12.27 ± 0.78	5.47 ± 1.97	0.00 ± 0.00	24.95 ± 3.35	0.00 ± 0.00	0.00 ± 0.00	0.00 ± 0.00	5.42 ± 0.92	48.11 ± 2.94	76.94 ± 7.06	28.83 ± 7.65
HAWT	06/25/87	13	5.56 ± 0.67	6.22 ± 2.06	0.00 ± 0.00	17.46 ± 1.47	0.00 ± 0.00	0.00 ± 0.00	0.00 ± 0.00	2.25 ± 0.64	31.48 ± 2.59	45.49 ± 7.11	14.01 ± 7.57
HAWT	06/25/87	17	2.73 ± 0.35	3.38 ± 1.56	0.00 ± 0.00	12.56 ± 0.72	0.99 ± 0.48	0.00 ± 0.00	0.00 ± 0.00	2.23 ± 0.50	21.91 ± 1.95	37.86 ± 3.95	15.95 ± 4.41
HAWT	07/13/87	00	0.32 ± 0.23	0.41 ± 0.42	0.00 ± 0.00	3.49 ± 0.14	1.51 ± 0.59	0.00 ± 0.00	0.00 ± 0.00	5.55 ± 0.57	11.27 ± 1.05	20.57 ± 5.47	9.30 ± 5.57
HAWT	07/13/87	05	2.90 ± 0.48	1.11 ± 1.89	0.00 ± 0.00	6.85 ± 0.32	0.00 ± 0.00	0.00 ± 0.00	0.00 ± 0.00	6.32 ± 0.84	17.19 ± 2.22	26.29 ± 6.74	9.10 ± 7.10
HAWT	07/13/87	09	2.46 ± 0.75	6.21 ± 2.56	0.00 ± 0.00	8.03 ± 0.44	0.00 ± 0.00	0.00 ± 0.00	0.00 ± 0.00	3.97 ± 0.70	20.67 ± 2.86	30.40 ± 6.95	9.73 ± 7.52
HAWT	07/13/87	13	1.44 ± 0.50	2.48 ± 2.01	0.00 ± 0.00	5.81 ± 0.30	0.00 ± 0.00	0.00 ± 0.00	0.00 ± 0.00	3.85 ± 0.79	13.58 ± 2.31	17.96 ± 7.05	4.38 ± 7.42
HAWT	07/13/87	17	3.37 ± 0.30	0.98 ± 0.55	0.00 ± 0.00	4.83 ± 0.14	0.00 ± 0.00	0.00 ± 0.00	0.00 ± 0.00	8.02 ± 0.66	17.19 ± 1.00	25.48 ± 3.94	8.29 ± 4.06
HAWT	07/14/87	00	2.72 ± 0.38	1.13 ± 1.50	0.00 ± 0.00	9.06 ± 0.40	1.34 ± 0.61	0.00 ± 0.00	0.00 ± 0.00	4.94 ± 0.56	19.19 ± 1.89	27.37 ± 5.45	8.18 ± 5.77
HAWT	07/14/87	05	9.82 ± 0.84	6.66 ± 2.67	0.00 ± 0.00	23.71 ± 2.66	0.00 ± 0.00	0.00 ± 0.00	0.00 ± 0.00	5.09 ± 0.73	45.29 ± 3.35	51.78 ± 6.97	6.49 ± 7.73
HAWT	07/14/87	09	6.66 ± 0.84	7.12 ± 2.94	0.00 ± 0.00	25.24 ± 2.83	0.00 ± 0.00	0.00 ± 0.00	0.00 ± 0.00	4.71 ± 0.78	43.72 ± 3.61	54.96 ± 7.02	11.24 ± 7.89
HAWT	07/14/87	13	4.93 ± 0.85	5.18 ± 1.88	0.00 ± 0.00	7.97 ± 0.46	0.00 ± 0.00	0.00 ± 0.00	0.00 ± 0.00	2.82 ± 0.68	20.89 ± 2.30	31.65 ± 6.98	10.76 ± 7.35
HAWT	07/14/87	17	6.90 ± 0.44	3.01 ± 1.08	0.00 ± 0.00	7.71 ± 0.30	0.00 ± 0.00	0.00 ± 0.00	0.00 ± 0.00	3.92 ± 0.53	21.54 ± 1.41	27.39 ± 3.97	5.85 ± 4.21
HAWT	07/15/87	00	5.49 ± 0.61	4.10 ± 1.41	0.00 ± 0.00	14.63 ± 0.87	0.00 ± 0.00	0.00 ± 0.00	0.00 ± 0.00	5.73 ± 0.62	29.95 ± 1.94	42.43 ± 5.42	12.48 ± 5.76
HAWT	07/15/87	05	12.48 ± 0.79	5.98 ± 1.97	0.00 ± 0.00	19.08 ± 1.43	0.00 ± 0.00	0.00 ± 0.00	0.00 ± 0.00	4.96 ± 0.89	42.51 ± 2.64	55.03 ± 7.06	12.52 ± 7.54
HAWT	07/15/87	09	10.50 ± 0.73	6.36 ± 2.04	0.00 ± 0.00	16.85 ± 1.30	0.00 ± 0.00	0.00 ± 0.00	0.00 ± 0.00	2.91 ± 0.63	36.62 ± 2.56	46.74 ± 6.87	10.12 ± 7.33
HAWT	07/15/87	13	3.18 ± 0.49	1.35 ± 0.87	0.00 ± 0.00	6.36 ± 0.30	0.00 ± 0.00	0.00 ± 0.00	0.00 ± 0.00	0.86 ± 0.55	11.75 ± 1.31	20.87 ± 7.17	9.12 ± 7.29

Table B-2 (continued)
Individual Source Contributions to PM_{10} Mass at SCAQS Sites Between 6/19/87 to 12/11/87

Site[a]	Date/Time[b]		Primary Geological SCE ± σ (μg/m³)	Primary Motor Veh. Exhaust SCE ± σ (μg/m³)	Vegetative Burning SCE ± σ (μg/m³)	Secondary Sulfate SCE ± σ (μg/m³)	Secondary Nitrate SCE ± σ (μg/m³)	Construction (Limestone) SCE ± σ (μg/m³)	Oil Combustion SCE ± σ (μg/m³)	Marine Aerosol SCE ± σ (μg/m³)	Calculated Mass ± σ (μg/m³)	Measured Mass ± σ (μg/m³)	Unexplained Mass ± σ (μg/m³)
HAWT	07/15/87	17	3.19 ± 0.39	3.57 ± 1.18	0.00 ± 0.00	11.40 ± 0.56	0.00 ± 0.00	0.00 ± 0.00	0.00 ± 0.00	1.16 ± 0.34	19.32 ± 1.51	28.00 ± 3.82	8.68 ± 4.11
HAWT	08/27/87	00	3.64 ± 0.49	4.04 ± 1.38	0.00 ± 0.00	6.78 ± 0.34	0.00 ± 0.00	0.00 ± 0.00	0.00 ± 0.00	6.86 ± 0.68	21.33 ± 1.72	30.65 ± 5.24	9.32 ± 5.52
HAWT	08/27/87	05	8.40 ± 0.91	6.18 ± 2.00	0.00 ± 0.00	7.45 ± 0.46	0.00 ± 0.00	0.00 ± 0.00	0.00 ± 0.00	10.95 ± 1.07	32.98 ± 2.55	41.51 ± 6.78	8.53 ± 7.24
HAWT	08/27/87	09	7.27 ± 0.70	5.08 ± 1.83	0.00 ± 0.00	10.98 ± 0.68	0.00 ± 0.00	0.00 ± 0.00	0.00 ± 0.00	7.58 ± 0.96	30.92 ± 2.36	40.59 ± 7.12	9.67 ± 7.50
HAWT	08/27/87	13	7.00 ± 0.88	4.12 ± 1.67	0.00 ± 0.00	9.52 ± 0.58	0.00 ± 0.00	0.00 ± 0.00	0.00 ± 0.00	5.67 ± 0.75	26.22 ± 2.20	0.00 ± 0.00	0.00 ± 0.00
HAWT	08/27/87	17	5.59 ± 0.42	2.85 ± 1.00	0.00 ± 0.00	9.08 ± 0.41	0.00 ± 0.00	0.00 ± 0.00	0.00 ± 0.00	6.29 ± 0.56	23.82 ± 1.39	30.42 ± 3.57	6.60 ± 3.83
HAWT	08/28/87	00	8.50 ± 0.57	10.73 ± 4.28	0.00 ± 0.00	12.37 ± 1.50	0.00 ± 0.00	0.00 ± 0.00	0.00 ± 0.00	7.87 ± 0.84	39.47 ± 4.53	42.02 ± 5.36	2.55 ± 7.02
HAWT	08/28/87	05	11.33 ± 0.76	7.02 ± 2.16	0.00 ± 0.00	19.30 ± 1.84	0.00 ± 0.00	0.00 ± 0.00	0.00 ± 0.00	7.19 ± 0.95	44.83 ± 2.85	50.42 ± 6.84	5.59 ± 7.41
HAWT	08/28/87	09	11.83 ± 0.77	9.21 ± 2.75	0.00 ± 0.00	25.10 ± 3.09	0.00 ± 0.00	0.00 ± 0.00	0.00 ± 0.00	5.63 ± 0.95	51.77 ± 3.52	62.12 ± 8.23	10.35 ± 8.95
HAWT	08/28/87	13	7.82 ± 0.72	5.68 ± 1.96	0.00 ± 0.00	11.21 ± 0.77	0.00 ± 0.00	0.00 ± 0.00	0.00 ± 0.00	5.84 ± 0.94	30.54 ± 2.48	36.81 ± 7.28	6.27 ± 7.69
HAWT	08/28/87	17	10.59 ± 0.52	11.98 ± 4.71	0.00 ± 0.00	12.33 ± 1.17	0.00 ± 0.00	0.00 ± 0.00	0.00 ± 0.00	9.00 ± 0.74	43.91 ± 4.92	51.29 ± 3.91	7.38 ± 6.28
HAWT	08/29/87	00	10.93 ± 0.98	11.44 ± 3.83	0.00 ± 0.00	27.91 ± 3.95	0.00 ± 0.00	0.00 ± 0.00	0.00 ± 0.00	11.16 ± 1.11	61.44 ± 3.94	73.84 ± 5.85	12.40 ± 7.05
HAWT	08/29/87	05	22.50 ± 1.23	9.97 ± 2.79	0.00 ± 0.00	34.49 ± 8.63	0.00 ± 0.00	0.00 ± 0.00	0.00 ± 0.00	18.41 ± 1.70	85.37 ± 4.63	101.30 ± 6.83	15.93 ± 8.25
HAWT	08/29/87	09	8.62 ± 1.03	10.09 ± 2.96	0.00 ± 0.00	36.93 ± 5.83	0.00 ± 0.00	0.00 ± 0.00	0.00 ± 0.00	4.21 ± 0.90	59.84 ± 4.09	80.80 ± 7.10	20.96 ± 8.19
HAWT	08/29/87	13	3.44 ± 0.60	6.02 ± 2.00	0.00 ± 0.00	25.36 ± 2.80	0.00 ± 0.00	0.00 ± 0.00	0.00 ± 0.00	1.77 ± 0.52	36.60 ± 2.77	152.64 ± 6.87	116.04 ± 7.41
HAWT	08/29/87	17	0.39 ± 0.25	2.31 ± 0.82	0.00 ± 0.00	12.04 ± 0.65	0.00 ± 0.00	0.00 ± 0.00	0.00 ± 0.00	2.41 ± 0.51	17.15 ± 1.31	17.51 ± 4.04	0.36 ± 4.25
HAWT	09/02/87	00	5.72 ± 0.55	7.56 ± 2.10	0.00 ± 0.00	6.87 ± 0.44	0.00 ± 0.00	0.00 ± 0.00	0.00 ± 0.00	16.97 ± 1.14	37.12 ± 2.56	49.52 ± 5.57	12.40 ± 6.13
HAWT	09/02/87	05	16.61 ± 0.88	8.38 ± 2.42	0.00 ± 0.00	7.65 ± 0.50	0.00 ± 0.00	0.00 ± 0.00	0.00 ± 0.00	17.05 ± 1.25	49.69 ± 2.97	60.25 ± 6.95	10.56 ± 7.56
HAWT	09/02/87	09	13.41 ± 0.80	7.38 ± 2.27	0.00 ± 0.00	8.09 ± 0.56	0.00 ± 0.00	0.00 ± 0.00	0.00 ± 0.00	11.69 ± 1.02	40.57 ± 2.75	50.47 ± 6.85	9.90 ± 7.38
HAWT	09/02/87	17	6.74 ± 0.45	4.93 ± 1.45	0.00 ± 0.00	6.69 ± 0.30	0.00 ± 0.00	0.00 ± 0.00	0.00 ± 0.00	10.17 ± 0.74	28.53 ± 1.79	37.65 ± 4.01	9.12 ± 4.39
HAWT	09/03/87	00	7.00 ± 0.59	8.06 ± 2.26	0.00 ± 0.00	14.88 ± 1.29	0.00 ± 0.00	0.00 ± 0.00	0.00 ± 0.00	13.45 ± 1.06	43.40 ± 2.83	53.68 ± 5.61	10.28 ± 6.28
HAWT	09/03/87	05	32.53 ± 1.52	14.53 ± 3.67	0.00 ± 0.00	19.01 ± 2.23	0.00 ± 0.00	0.00 ± 0.00	0.00 ± 0.00	9.76 ± 1.18	75.83 ± 4.43	80.67 ± 6.93	4.84 ± 8.22
HAWT	09/03/87	09	13.61 ± 0.80	8.05 ± 2.40	0.00 ± 0.00	15.26 ± 1.30	0.00 ± 0.00	0.00 ± 0.00	0.00 ± 0.00	8.92 ± 1.00	45.85 ± 2.98	54.80 ± 6.78	8.95 ± 7.41
HAWT	09/03/87	13	6.39 ± 0.61	3.13 ± 1.19	0.00 ± 0.00	9.38 ± 0.48	0.00 ± 0.00	0.00 ± 0.00	0.00 ± 0.00	9.21 ± 0.99	28.11 ± 1.84	38.71 ± 6.84	10.60 ± 7.08
HAWT	09/03/87	17	7.75 ± 0.47	3.84 ± 1.24	0.00 ± 0.00	12.24 ± 0.73	0.00 ± 0.00	0.00 ± 0.00	0.00 ± 0.00	8.40 ± 0.71	32.23 ± 1.75	37.97 ± 4.03	5.74 ± 4.39
HAWT	11/11/87	00	7.52 ± 1.11	17.70 ± 3.19	0.00 ± 0.00	0.00 ± 0.00	0.00 ± 0.00	0.00 ± 0.00	0.00 ± 0.00	0.28 ± 0.13	25.50 ± 3.38	30.63 ± 4.99	5.13 ± 6.03
HAWT	11/11/87	06	15.06 ± 1.65	23.97 ± 4.55	0.00 ± 0.00	0.00 ± 0.00	0.00 ± 0.00	0.00 ± 0.00	0.00 ± 0.00	0.05 ± 0.14	39.08 ± 4.84	56.83 ± 7.73	17.75 ± 9.12
HAWT	11/11/87	10	5.43 ± 1.31	16.14 ± 3.97	0.00 ± 0.00	0.44 ± 0.27	0.08 ± 0.92	0.00 ± 0.00	0.00 ± 0.00	1.69 ± 0.28	23.78 ± 4.32	36.89 ± 7.32	13.11 ± 8.50
HAWT	11/11/87	14	1.65 ± 0.88	7.84 ± 2.73	0.00 ± 0.00	0.97 ± 0.15	0.59 ± 0.79	0.00 ± 0.00	0.00 ± 0.00	2.31 ± 0.30	13.36 ± 3.01	15.52 ± 7.30	2.16 ± 7.90
HAWT	11/11/87	18	7.58 ± 1.05	17.66 ± 3.51	0.00 ± 0.00	1.70 ± 0.18	0.51 ± 1.38	0.00 ± 0.00	0.00 ± 0.00	3.59 ± 0.33	31.04 ± 3.95	34.24 ± 5.09	3.20 ± 6.44

Table B-2 (continued)
Individual Source Contributions to PM_{10} Mass at SCAQS Sites Between 6/19/87 to 12/11/87

Site[a]	Date/Time[b]		Primary Geological SCE ± σ (μg/m³)	Primary Motor Veh. Exhaust SCE ± σ (μg/m³)	Vegetative Burning SCE ± σ (μg/m³)	Secondary Sulfate SCE ± σ (μg/m³)	Secondary Nitrate SCE ± σ (μg/m³)	Construction (Limestone) SCE ± σ (μg/m³)	Oil Combustion SCE ± σ (μg/m³)	Marine Aerosol SCE ± σ (μg/m³)	Calculated Mass ± σ (μg/m³)	Measured Mass ± σ (μg/m³)	Unexplained Mass ± σ (μg/m³)
HAWT	11/12/87	00	9.49 ± 0.84	42.89 ± 6.30	0.00 ± 0.00	0.00 ± 0.00	0.00 ± 0.00	0.00 ± 0.00	0.00 ± 0.00	1.14 ± 0.25	53.52 ± 6.36	56.45 ± 4.93	2.93 ± 8.05
HAWT	11/12/87	06	21.22 ± 1.38	45.98 ± 7.50	0.00 ± 0.00	0.00 ± 0.00	6.33 ± 3.50	0.00 ± 0.00	0.00 ± 0.00	0.63 ± 0.33	74.16 ± 8.40	88.00 ± 7.61	13.84 ± 11.33
HAWT	11/12/87	10	16.17 ± 2.02	35.61 ± 7.43	0.00 ± 0.00	9.05 ± 1.92	69.30 ± 8.03	0.00 ± 0.00	0.00 ± 0.00	3.50 ± 0.46	133.64 ± 11.23	158.71 ± 7.90	25.07 ± 13.73
HAWT	11/12/87	14	4.35 ± 0.99	18.86 ± 4.11	0.00 ± 0.00	5.45 ± 0.55	21.07 ± 1.97	0.00 ± 0.00	0.00 ± 0.00	4.08 ± 0.48	53.80 ± 4.75	69.43 ± 7.45	15.63 ± 8.84
HAWT	11/12/87	18	3.03 ± 0.61	13.75 ± 3.40	0.00 ± 0.00	3.97 ± 0.36	8.94 ± 1.45	0.00 ± 0.00	0.00 ± 0.00	5.03 ± 0.37	34.72 ± 3.82	44.91 ± 4.95	10.19 ± 6.25
HAWT	11/13/87	00	3.87 ± 0.65	34.98 ± 6.97	0.00 ± 0.00	12.24 ± 2.24	23.65 ± 4.94	0.00 ± 0.00	0.00 ± 0.00	4.80 ± 0.48	79.56 ± 8.72	82.24 ± 5.12	2.68 ± 10.11
HAWT	11/13/87	06	16.22 ± 1.21	27.48 ± 6.29	0.00 ± 0.00	16.92 ± 3.01	29.97 ± 3.42	0.00 ± 0.00	0.00 ± 0.00	3.67 ± 0.44	94.26 ± 7.50	107.38 ± 7.90	13.12 ± 10.89
HAWT	11/13/87	10	15.14 ± 1.13	17.56 ± 4.91	0.00 ± 0.00	19.73 ± 3.01	22.99 ± 2.60	0.00 ± 0.00	0.00 ± 0.00	4.89 ± 0.53	80.32 ± 5.97	96.84 ± 7.67	16.52 ± 9.72
HAWT	11/13/87	14	0.59 ± 0.91	10.21 ± 3.26	0.00 ± 0.00	7.47 ± 0.62	5.82 ± 1.44	0.00 ± 0.00	0.00 ± 0.00	6.04 ± 0.58	30.14 ± 3.80	37.48 ± 7.59	7.34 ± 8.49
HAWT	11/13/87	18	1.29 ± 0.60	6.38 ± 1.79	0.00 ± 0.00	2.34 ± 0.10	0.00 ± 0.00	0.00 ± 0.00	0.00 ± 0.00	6.54 ± 0.46	16.56 ± 1.97	22.64 ± 4.84	6.08 ± 5.23
HAWT	12/03/87	00	10.30 ± 0.79	66.47 ± 12.83	0.00 ± 0.00	2.15 ± 4.42	41.07 ± 6.62	0.00 ± 0.00	0.00 ± 0.00	2.74 ± 0.37	122.72 ± 14.62	142.64 ± 5.73	19.92 ± 15.70
HAWT	12/03/87	06	22.72 ± 4.25	88.06 ± 16.15	0.00 ± 0.00	3.59 ± 6.35	72.35 ± 8.71	0.00 ± 0.00	0.00 ± 0.00	2.16 ± 0.52	188.89 ± 19.01	224.00 ± 8.37	35.11 ± 20.77
HAWT	12/03/87	10	16.24 ± 2.44	47.04 ± 9.31	0.00 ± 0.00	7.76 ± 2.31	70.68 ± 6.03	0.00 ± 0.00	0.00 ± 0.00	7.41 ± 0.90	149.13 ± 11.49	194.33 ± 8.03	45.20 ± 14.02
HAWT	12/03/87	14	7.41 ± 1.74	27.79 ± 6.26	0.00 ± 0.00	8.83 ± 1.41	37.19 ± 3.30	0.00 ± 0.00	0.00 ± 0.00	6.91 ± 0.73	88.15 ± 7.42	112.98 ± 8.29	24.83 ± 11.13
HAWT	12/03/87	18	3.93 ± 0.67	25.40 ± 5.45	0.00 ± 0.00	5.14 ± 0.74	19.54 ± 2.45	0.00 ± 0.00	0.00 ± 0.00	6.47 ± 0.45	60.49 ± 6.10	77.82 ± 5.09	17.33 ± 7.94
HAWT	12/10/87	00	8.63 ± 0.86	71.00 ± 11.04	0.00 ± 0.00	0.00 ± 0.00	26.61 ± 6.15	0.00 ± 0.00	0.00 ± 0.00	4.48 ± 0.43	110.71 ± 12.68	122.45 ± 5.59	11.74 ± 13.86
HAWT	12/10/87	06	18.55 ± 1.37	59.43 ± 9.78	0.00 ± 0.00	0.00 ± 0.00	16.66 ± 4.95	0.00 ± 0.00	0.00 ± 0.00	1.04 ± 0.34	95.68 ± 11.05	113.11 ± 8.51	17.43 ± 13.95
HAWT	12/10/87	10	7.93 ± 0.97	22.39 ± 5.54	0.00 ± 0.00	0.54 ± 0.56	17.97 ± 2.47	0.00 ± 0.00	0.00 ± 0.00	3.45 ± 0.38	52.29 ± 6.19	73.47 ± 7.49	21.18 ± 9.72
HAWT	12/10/87	14	3.36 ± 0.91	16.21 ± 3.97	0.00 ± 0.00	2.67 ± 0.34	19.87 ± 1.94	0.00 ± 0.00	0.00 ± 0.00	6.34 ± 0.52	48.45 ± 4.58	49.24 ± 7.28	0.79 ± 8.60
HAWT	12/10/87	18	6.49 ± 0.78	34.92 ± 5.33	0.00 ± 0.00	0.00 ± 0.00	0.93 ± 0.99	0.00 ± 0.00	0.00 ± 0.00	5.45 ± 0.44	47.79 ± 5.49	50.08 ± 4.93	2.29 ± 7.38
HAWT	12/11/87	00	10.73 ± 0.93	70.97 ± 10.81	0.00 ± 0.00	0.00 ± 0.00	9.28 ± 5.85	0.00 ± 0.00	0.00 ± 0.00	3.05 ± 0.33	94.03 ± 12.33	94.48 ± 5.20	0.45 ± 13.38
HAWT	12/11/87	06	18.21 ± 3.89	73.42 ± 15.04	0.00 ± 0.00	4.65 ± 5.39	30.13 ± 6.93	0.00 ± 0.00	0.00 ± 0.00	1.75 ± 0.37	128.16 ± 17.18	130.75 ± 7.97	2.59 ± 18.94
HAWT	12/11/87	10	11.12 ± 1.12	44.24 ± 8.88	0.00 ± 0.00	16.69 ± 3.57	59.70 ± 5.69	0.00 ± 0.00	0.00 ± 0.00	6.75 ± 0.58	138.50 ± 10.81	159.86 ± 7.84	21.36 ± 13.35
HAWT	12/11/87	14	2.19 ± 0.90	16.19 ± 4.59	0.00 ± 0.00	15.65 ± 1.74	31.86 ± 2.67	0.00 ± 0.00	0.00 ± 0.00	2.54 ± 0.30	68.44 ± 5.58	69.67 ± 7.51	1.23 ± 9.36
HAWT	12/11/87	18	5.61 ± 0.77	41.77 ± 7.86	0.00 ± 0.00	13.29 ± 1.95	18.27 ± 3.65	0.00 ± 0.00	0.00 ± 0.00	0.63 ± 0.21	79.57 ± 8.84	96.13 ± 5.25	16.56 ± 10.28
LBCC	06/19/87	00	5.84 ± 0.53	5.19 ± 1.64	0.00 ± 0.00	1.83 ± 0.15	0.13 ± 0.59	0.00 ± 0.00	0.00 ± 0.00	12.85 ± 0.90	25.85 ± 2.08	33.61 ± 5.33	7.76 ± 5.72
LBCC	06/19/87	05	6.84 ± 0.87	5.92 ± 2.64	0.00 ± 0.00	5.51 ± 0.33	0.73 ± 0.85	0.00 ± 0.00	0.00 ± 0.00	10.54 ± 0.87	29.53 ± 3.10	52.22 ± 7.00	22.69 ± 7.66
LBCC	06/19/87	09	11.97 ± 0.88	4.93 ± 1.88	0.00 ± 0.00	7.03 ± 0.43	3.19 ± 0.78	0.00 ± 0.00	0.00 ± 0.00	8.01 ± 0.80	35.13 ± 2.47	48.80 ± 7.07	13.67 ± 7.49
LBCC	06/19/87	13	12.78 ± 0.91	5.14 ± 2.79	0.00 ± 0.00	5.43 ± 0.34	3.02 ± 0.80	0.00 ± 0.00	0.00 ± 0.00	7.14 ± 0.78	33.50 ± 3.21	51.06 ± 6.91	17.56 ± 7.62
LBCC	06/19/87	17	7.89 ± 0.45	4.32 ± 1.32	0.00 ± 0.00	5.55 ± 0.22	2.34 ± 0.45	0.00 ± 0.00	0.00 ± 0.00	7.75 ± 0.58	27.84 ± 1.66	40.85 ± 3.83	13.01 ± 4.17

Table B-2 (continued)
Individual Source Contributions to PM_{10} Mass at SCAQS Sites Between 6/19/87 to 12/11/87

Site[a]	Date/Time[b]		Primary Geological SCE ± σ (μg/m³)	Primary Motor Veh. Exhaust SCE ± σ (μg/m³)	Vegetative Burning SCE ± σ (μg/m³)	Secondary Sulfate SCE ± σ (μg/m³)	Secondary Nitrate SCE ± σ (μg/m³)	Construction (Limestone) SCE ± σ (μg/m³)	Oil Combustion SCE ± σ (μg/m³)	Marine Aerosol SCE ± σ (μg/m³)	Calculated Mass ± σ (μg/m³)	Measured Mass ± σ (μg/m³)	Unexplained Mass ± σ (μg/m³)
LBCC	06/24/87	00	7.59 ± 0.57	4.20 ± 1.46	0.00 ± 0.00	16.35 ± 1.12	0.00 ± 0.00	0.00 ± 0.00	0.00 ± 0.00	8.77 ± 0.92	36.92 ± 2.14	49.74 ± 5.50	12.82 ± 5.90
LBCC	06/24/87	05	10.12 ± 0.74	4.12 ± 1.09	0.00 ± 0.00	23.58 ± 2.75	3.33 ± 0.98	0.00 ± 0.00	0.00 ± 0.00	8.75 ± 0.97	49.90 ± 2.87	58.89 ± 6.99	8.99 ± 7.56
LBCC	06/24/87	09	10.69 ± 0.70	3.11 ± 1.57	0.00 ± 0.00	11.50 ± 0.68	0.00 ± 0.00	0.00 ± 0.00	0.00 ± 0.00	6.84 ± 0.88	32.13 ± 2.13	46.85 ± 6.99	14.72 ± 7.31
LBCC	06/24/87	13	15.72 ± 0.84	3.11 ± 1.63	0.00 ± 0.00	9.03 ± 0.48	3.83 ± 0.79	0.00 ± 0.00	0.00 ± 0.00	4.73 ± 0.67	36.43 ± 2.24	56.35 ± 7.12	19.92 ± 7.46
LBCC	06/24/87	17	9.03 ± 0.61	3.96 ± 1.32	0.00 ± 0.00	10.82 ± 0.64	3.56 ± 0.89	0.00 ± 0.00	0.00 ± 0.00	6.02 ± 0.62	33.39 ± 1.99	47.74 ± 3.85	14.35 ± 4.33
LBCC	06/25/87	00	7.14 ± 0.57	3.51 ± 1.36	0.00 ± 0.00	14.38 ± 0.91	2.07 ± 0.77	0.00 ± 0.00	0.00 ± 0.00	6.08 ± 0.86	33.18 ± 2.13	46.99 ± 5.54	13.81 ± 5.94
LBCC	06/25/87	05	8.95 ± 0.79	4.54 ± 2.48	0.00 ± 0.00	12.13 ± 0.80	0.00 ± 0.00	0.00 ± 0.00	0.00 ± 0.00	11.55 ± 1.08	37.16 ± 2.98	51.18 ± 6.81	14.02 ± 7.43
LBCC	06/25/87	09	11.27 ± 0.88	3.81 ± 2.54	0.00 ± 0.00	6.78 ± 0.36	0.00 ± 0.00	0.00 ± 0.00	0.00 ± 0.00	6.81 ± 0.93	28.68 ± 2.93	37.15 ± 7.32	8.47 ± 7.88
LBCC	06/25/87	13	11.37 ± 0.83	2.40 ± 2.54	0.00 ± 0.00	8.88 ± 0.45	0.00 ± 0.00	0.00 ± 0.00	0.00 ± 0.00	5.19 ± 0.96	27.85 ± 2.95	41.37 ± 7.39	13.52 ± 7.96
LBCC	06/25/87	17	6.78 ± 0.60	5.08 ± 2.04	0.00 ± 0.00	10.95 ± 0.71	7.28 ± 1.03	0.00 ± 0.00	0.00 ± 0.00	2.59 ± 0.52	33.48 ± 2.57	43.25 ± 4.05	9.77 ± 4.80
LBCC	07/13/87	00	1.63 ± 0.48	7.11 ± 2.20	0.00 ± 0.00	2.87 ± 0.20	0.00 ± 0.00	0.00 ± 0.00	1.50 ± 0.81	5.49 ± 0.61	18.58 ± 2.55	23.29 ± 5.43	4.71 ± 6.00
LBCC	07/13/87	05	6.37 ± 1.06	14.89 ± 4.18	0.00 ± 0.00	5.13 ± 0.47	1.00 ± 1.38	0.00 ± 0.00	0.00 ± 0.00	4.12 ± 0.78	31.50 ± 4.66	46.04 ± 6.81	14.54 ± 8.25
LBCC	07/13/87	09	15.09 ± 0.89	10.21 ± 3.37	0.00 ± 0.00	8.03 ± 0.64	0.00 ± 0.00	0.00 ± 0.00	1.67 ± 2.67	4.68 ± 0.80	39.67 ± 4.03	48.90 ± 7.12	9.23 ± 8.18
LBCC	07/13/87	13	18.83 ± 1.11	3.49 ± 6.62	0.00 ± 0.00	7.09 ± 0.59	0.00 ± 0.00	0.00 ± 0.00	0.00 ± 0.00	2.40 ± 0.74	31.82 ± 6.82	46.69 ± 7.07	14.87 ± 9.82
LBCC	07/13/87	17	4.94 ± 0.53	5.35 ± 1.68	0.00 ± 0.00	5.87 ± 0.21	0.00 ± 0.00	0.00 ± 0.00	0.71 ± 0.62	5.10 ± 0.50	21.97 ± 2.06	26.32 ± 3.90	4.35 ± 4.41
LBCC	07/14/87	00	4.72 ± 0.71	6.26 ± 2.49	0.00 ± 0.00	14.27 ± 0.96	0.00 ± 0.00	0.00 ± 0.00	0.00 ± 0.00	7.16 ± 0.83	32.41 ± 2.92	47.00 ± 6.65	14.59 ± 7.26
LBCC	07/14/87	05	5.26 ± 0.77	7.11 ± 2.63	0.00 ± 0.00	15.53 ± 1.11	0.00 ± 0.00	0.00 ± 0.00	0.00 ± 0.00	4.56 ± 0.71	32.46 ± 3.05	38.74 ± 6.89	6.28 ± 7.53
LBCC	07/14/87	09	10.81 ± 0.95	9.43 ± 3.25	0.00 ± 0.00	15.96 ± 1.26	0.00 ± 0.00	0.00 ± 0.00	0.00 ± 0.00	2.71 ± 0.67	38.90 ± 3.66	46.37 ± 7.19	7.47 ± 8.07
LBCC	07/14/87	13	18.98 ± 1.15	7.27 ± 3.06	0.00 ± 0.00	12.70 ± 0.88	0.00 ± 0.00	0.00 ± 0.00	0.60 ± 0.43	2.97 ± 0.71	42.50 ± 3.55	52.91 ± 6.92	10.41 ± 7.78
LBCC	07/14/87	17	8.18 ± 0.59	3.96 ± 1.70	0.00 ± 0.00	9.40 ± 0.43	0.00 ± 0.00	0.00 ± 0.00	0.00 ± 0.00	3.60 ± 0.52	25.14 ± 2.00	34.43 ± 4.04	9.29 ± 4.51
LBCC	07/15/87	00	2.01 ± 0.38	2.57 ± 1.60	0.00 ± 0.00	8.84 ± 0.34	0.00 ± 0.00	0.00 ± 0.00	0.00 ± 0.00	1.66 ± 0.50	15.09 ± 1.84	22.43 ± 5.47	7.34 ± 5.77
LBCC	07/15/87	05	3.86 ± 0.49	3.03 ± 2.07	0.00 ± 0.00	8.59 ± 0.41	0.00 ± 0.00	0.00 ± 0.00	0.00 ± 0.00	2.35 ± 0.63	17.82 ± 2.34	24.14 ± 6.91	6.32 ± 7.30
LBCC	07/15/87	09	3.42 ± 0.48	2.84 ± 1.94	0.00 ± 0.00	4.71 ± 0.22	0.00 ± 0.00	0.00 ± 0.00	0.00 ± 0.00	1.31 ± 0.48	12.28 ± 2.13	16.56 ± 6.67	4.28 ± 7.00
LBCC	07/15/87	13	3.09 ± 0.53	3.81 ± 2.12	0.00 ± 0.00	2.57 ± 0.20	0.00 ± 0.00	0.00 ± 0.00	0.00 ± 0.00	0.10 ± 0.10	9.58 ± 2.25	15.23 ± 7.07	5.65 ± 7.42
LBCC	07/15/87	17	3.76 ± 0.39	3.71 ± 1.49	0.00 ± 0.00	8.49 ± 0.33	0.00 ± 0.00	0.00 ± 0.00	0.00 ± 0.00	0.84 ± 0.33	16.80 ± 1.69	21.59 ± 3.86	4.79 ± 4.21
LBCC	08/27/87	00	7.46 ± 1.06	13.85 ± 3.28	0.00 ± 0.00	8.29 ± 0.74	0.00 ± 0.00	0.00 ± 0.00	0.00 ± 0.00	6.87 ± 0.85	36.48 ± 3.66	82.29 ± 5.84	45.81 ± 6.89
LBCC	08/27/87	05	13.67 ± 1.22	16.89 ± 4.11	0.00 ± 0.00	8.43 ± 0.76	0.00 ± 0.00	0.00 ± 0.00	0.00 ± 0.00	7.44 ± 1.01	46.42 ± 4.51	55.87 ± 6.90	9.45 ± 8.24
LBCC	08/27/87	09	61.40 ± 3.94	7.84 ± 2.56	0.00 ± 0.00	9.54 ± 1.01	0.00 ± 0.00	0.00 ± 0.00	0.00 ± 0.00	5.50 ± 1.03	84.28 ± 4.94	57.76 ± 6.99	-26.52 ± 8.56
LBCC	08/27/87	13	30.35 ± 1.34	5.92 ± 2.05	0.00 ± 0.00	9.84 ± 0.61	0.00 ± 0.00	0.00 ± 0.00	0.00 ± 0.00	4.75 ± 0.91	50.86 ± 2.75	63.08 ± 6.82	12.22 ± 7.35
LBCC	08/27/87	17	12.52 ± 0.68	5.40 ± 1.57	0.00 ± 0.00	11.29 ± 0.58	0.00 ± 0.00	0.00 ± 0.00	0.00 ± 0.00	7.69 ± 0.65	36.90 ± 2.00	48.07 ± 3.87	11.17 ± 4.36

Table B-2 (continued)
Individual Source Contributions to PM_{10} Mass at SCAQS Sites Between 6/19/87 to 12/11/87

Site[a]	Date/Time[b]		Primary Geological SCE ± σ (μg/m³)	Primary Motor Veh. Exhaust SCE ± σ (μg/m³)	Vegetative Burning SCE ± σ (μg/m³)	Secondary Sulfate SCE ± σ (μg/m³)	Secondary Nitrate SCE ± σ (μg/m³)	Construction (Limestone) SCE ± σ (μg/m³)	Oil Combustion SCE ± σ (μg/m³)	Marine Aerosol SCE ± σ (μg/m³)	Calculated Mass ± σ (μg/m³)	Measured Mass ± σ (μg/m³)	Unexplained Mass ± σ (μg/m³)
LBCC	08/28/87	00	6.43 ± 0.57	4.38 ± 1.55	0.00 ± 0.00	10.02 ± 0.65	2.64 ± 0.82	0.00 ± 0.00	0.00 ± 0.00	4.91 ± 0.73	28.57 ± 2.16	39.87 ± 5.53	11.30 ± 5.94
LBCC	08/28/87	05	16.05 ± 1.20	12.71 ± 3.45	0.00 ± 0.00	18.66 ± 2.36	9.69 ± 1.86	0.00 ± 0.00	0.00 ± 0.00	8.49 ± 1.00	65.60 ± 4.50	77.49 ± 6.97	11.89 ± 8.30
LBCC	08/28/87	09	23.05 ± 1.30	11.94 ± 3.35	0.00 ± 0.00	32.32 ± 5.00	0.00 ± 0.00	0.00 ± 0.00	0.00 ± 0.00	5.27 ± 0.79	72.58 ± 4.33	86.57 ± 6.97	13.99 ± 8.21
LBCC	08/28/87	13	19.66 ± 1.14	8.27 ± 2.53	0.00 ± 0.00	16.51 ± 1.52	0.00 ± 0.00	0.00 ± 0.00	0.00 ± 0.00	5.06 ± 0.86	49.51 ± 3.18	59.53 ± 6.86	10.02 ± 7.56
LBCC	08/28/87	17	11.65 ± 0.58	7.08 ± 2.11	0.00 ± 0.00	13.38 ± 0.92	0.00 ± 0.00	0.00 ± 0.00	0.00 ± 0.00	6.73 ± 0.65	38.85 ± 2.49	48.93 ± 3.90	10.08 ± 4.63
LBCC	08/29/87	00	13.24 ± 0.70	7.50 ± 2.06	0.00 ± 0.00	22.03 ± 2.13	0.00 ± 0.00	0.00 ± 0.00	0.00 ± 0.00	8.62 ± 0.96	51.39 ± 2.82	65.64 ± 5.46	14.25 ± 6.15
LBCC	08/29/87	05	9.71 ± 0.75	5.32 ± 2.66	0.00 ± 0.00	17.54 ± 1.49	0.00 ± 0.00	0.00 ± 0.00	0.00 ± 0.00	6.06 ± 0.97	38.63 ± 3.20	51.18 ± 6.83	12.55 ± 7.54
LBCC	08/29/87	09	7.00 ± 0.67	4.04 ± 1.41	0.00 ± 0.00	21.19 ± 2.02	0.00 ± 0.00	0.00 ± 0.00	0.00 ± 0.00	0.77 ± 0.64	33.01 ± 2.24	46.04 ± 7.17	13.03 ± 7.51
LBCC	08/29/87	13	8.77 ± 0.91	6.00 ± 2.80	0.00 ± 0.00	17.84 ± 1.51	0.00 ± 0.00	0.00 ± 0.00	0.00 ± 0.00	2.80 ± 0.73	35.42 ± 3.30	43.82 ± 7.08	8.40 ± 7.81
LBCC	08/29/87	17	6.25 ± 0.43	4.25 ± 1.30	0.00 ± 0.00	10.52 ± 0.56	0.00 ± 0.00	0.00 ± 0.00	0.00 ± 0.00	3.81 ± 0.52	24.83 ± 1.66	31.64 ± 3.87	6.81 ± 4.21
LBCC	09/02/87	00	9.75 ± 0.82	7.99 ± 2.19	0.00 ± 0.00	7.03 ± 0.44	0.00 ± 0.00	0.00 ± 0.00	0.00 ± 0.00	12.75 ± 0.95	37.52 ± 2.63	50.04 ± 5.19	12.52 ± 5.82
LBCC	09/02/87	05	24.17 ± 1.06	26.87 ± 6.10	0.00 ± 0.00	7.51 ± 1.33	0.00 ± 0.00	0.00 ± 0.00	0.00 ± 0.00	12.44 ± 1.18	70.99 ± 6.42	77.01 ± 6.97	6.02 ± 9.48
LBCC	09/02/87	09	39.91 ± 1.95	24.69 ± 5.89	0.00 ± 0.00	12.06 ± 1.79	0.00 ± 0.00	0.00 ± 0.00	0.00 ± 0.00	13.01 ± 1.35	89.67 ± 6.50	121.43 ± 7.01	31.76 ± 9.56
LBCC	09/02/87	13	21.84 ± 1.01	7.67 ± 2.32	0.00 ± 0.00	7.25 ± 0.48	0.00 ± 0.00	0.00 ± 0.00	0.00 ± 0.00	4.27 ± 0.89	41.03 ± 2.80	54.49 ± 7.03	13.46 ± 7.57
LBCC	09/02/87	17	8.49 ± 0.48	3.71 ± 1.22	0.00 ± 0.00	10.91 ± 0.63	0.00 ± 0.00	0.00 ± 0.00	0.00 ± 0.00	10.82 ± 0.72	33.93 ± 1.71	41.79 ± 3.86	7.86 ± 4.22
LBCC	09/03/87	00	4.66 ± 0.53	1.74 ± 1.10	0.00 ± 0.00	12.38 ± 0.77	0.00 ± 0.00	0.00 ± 0.00	0.00 ± 0.00	12.90 ± 0.99	31.68 ± 1.83	44.17 ± 5.43	12.49 ± 5.73
LBCC	09/03/87	05	10.53 ± 0.74	4.64 ± 1.75	0.00 ± 0.00	15.10 ± 1.17	0.00 ± 0.00	0.00 ± 0.00	0.00 ± 0.00	10.44 ± 1.12	40.70 ± 2.49	48.44 ± 6.92	7.74 ± 7.35
LBCC	09/03/87	09	16.96 ± 0.93	4.59 ± 1.82	0.00 ± 0.00	12.62 ± 0.89	0.00 ± 0.00	0.00 ± 0.00	0.00 ± 0.00	8.32 ± 1.00	42.49 ± 2.50	51.01 ± 7.35	8.52 ± 7.76
LBCC	09/03/87	13	7.33 ± 0.63	1.47 ± 0.83	0.00 ± 0.00	11.23 ± 0.67	0.00 ± 0.00	0.00 ± 0.00	0.00 ± 0.00	5.59 ± 0.79	25.62 ± 1.59	34.08 ± 6.87	8.46 ± 7.05
LBCC	09/03/87	17	5.23 ± 0.38	2.52 ± 1.26	0.00 ± 0.00	8.29 ± 0.35	0.00 ± 0.00	0.00 ± 0.00	0.00 ± 0.00	6.21 ± 0.52	22.24 ± 1.56	28.84 ± 3.73	6.60 ± 4.04
LBCC	11/11/87	00	15.86 ± 1.39	21.40 ± 4.33	0.00 ± 0.00	0.28 ± 0.38	0.00 ± 0.00	0.00 ± 0.00	0.00 ± 0.00	1.72 ± 0.27	39.26 ± 4.60	50.52 ± 5.36	11.26 ± 7.06
LBCC	11/11/87	06	15.53 ± 1.71	23.65 ± 5.33	0.00 ± 0.00	0.03 ± 0.58	0.00 ± 0.00	0.00 ± 0.00	0.00 ± 0.00	1.29 ± 0.34	40.51 ± 5.66	53.90 ± 7.70	13.39 ± 9.56
LBCC	11/11/87	10	4.21 ± 1.29	12.60 ± 3.77	0.00 ± 0.00	0.91 ± 0.29	1.33 ± 1.35	0.00 ± 0.00	0.00 ± 0.00	0.87 ± 0.32	19.93 ± 4.27	23.87 ± 7.64	3.94 ± 8.75
LBCC	11/11/87	14	7.62 ± 1.39	13.82 ± 4.33	0.00 ± 0.00	1.54 ± 0.36	5.35 ± 1.56	0.00 ± 0.00	0.00 ± 0.00	1.00 ± 0.32	29.34 ± 4.87	40.45 ± 7.81	11.11 ± 9.20
LBCC	11/11/87	18	12.90 ± 0.89	30.35 ± 5.38	0.00 ± 0.00	0.78 ± 0.67	0.00 ± 0.00	0.00 ± 0.00	0.00 ± 0.00	1.58 ± 0.26	45.62 ± 5.52	49.28 ± 4.98	3.66 ± 7.43
LBCC	11/12/87	00	16.30 ± 1.07	10.43 ± 4.23	0.00 ± 0.00	0.00 ± 0.00	0.00 ± 0.18	0.00 ± 0.00	0.00 ± 0.00	0.51 ± 4.10	27.23 ± 5.99	79.11 ± 4.95	51.88 ± 7.77
LBCC	11/12/87	06	14.98 ± 1.22	51.04 ± 8.36	0.00 ± 0.00	0.00 ± 0.00	15.60 ± 4.23	0.00 ± 0.00	0.00 ± 0.00	1.91 ± 0.38	83.53 ± 9.46	92.92 ± 7.65	9.39 ± 12.17
LBCC	11/12/87	10	11.72 ± 1.18	27.40 ± 5.61	0.00 ± 0.00	3.38 ± 0.63	16.64 ± 2.21	0.00 ± 0.00	0.00 ± 0.00	3.10 ± 0.43	62.24 ± 6.21	80.48 ± 7.90	18.24 ± 10.05
LBCC	11/12/87	14	11.64 ± 1.22	29.16 ± 5.62	0.00 ± 0.00	4.97 ± 0.75	18.70 ± 2.30	0.00 ± 0.00	0.00 ± 0.00	2.19 ± 0.38	66.66 ± 6.27	79.10 ± 7.79	12.44 ± 10.00
LBCC	11/12/87	18	10.22 ± 0.87	33.01 ± 5.76	0.00 ± 0.00	3.59 ± 0.81	9.00 ± 2.43	0.00 ± 0.00	0.00 ± 0.00	4.16 ± 0.38	59.98 ± 6.39	70.10 ± 4.97	10.12 ± 8.10

Table B-2 (continued)
Individual Source Contributions to PM_{10} Mass at SCAQS Sites Between 6/19/87 to 12/11/87

Site[a]	Date/Time[b]		Primary Geological SCE ± σ (μg/m³)	Primary Motor Veh. Exhaust SCE ± σ (μg/m³)	Vegetative Burning SCE ± σ (μg/m³)	Secondary Sulfate SCE ± σ (μg/m³)	Secondary Nitrate SCE ± σ (μg/m³)	Construction (Limestone) SCE ± σ (μg/m³)	Oil Combustion SCE ± σ (μg/m³)	Marine Aerosol SCE ± σ (μg/m³)	Calculated Mass ± σ (μg/m³)	Measured Mass ± σ (μg/m³)	Unexplained Mass ± σ (μg/m³)
LBCC	11/13/87	00	4.40 ± 0.74	29.09 ± 5.58	0.00 ± 0.00	7.67 ± 0.81	29.59 ± 2.79	0.00 ± 0.00	0.00 ± 0.00	2.57 ± 0.25	73.33 ± 6.37	80.94 ± 4.94	7.61 ± 8.06
LBCC	11/13/87	06	5.91 ± 1.01	20.25 ± 4.37	0.00 ± 0.00	6.61 ± 0.75	41.83 ± 3.31	0.00 ± 0.00	0.00 ± 0.00	2.74 ± 0.37	77.35 ± 5.65	87.19 ± 7.55	9.84 ± 9.43
LBCC	11/13/87	10	4.74 ± 1.00	9.93 ± 3.34	0.00 ± 0.00	7.64 ± 0.57	0.94 ± 0.91	0.00 ± 0.00	0.00 ± 0.00	5.06 ± 0.54	28.31 ± 3.76	36.20 ± 7.84	7.89 ± 8.70
LBCC	11/13/87	14	4.06 ± 1.03	13.31 ± 3.16	0.00 ± 0.00	4.72 ± 0.30	0.00 ± 0.00	0.00 ± 0.00	0.00 ± 0.00	5.76 ± 0.57	28.65 ± 3.42	31.72 ± 7.70	3.07 ± 8.43
LBCC	11/13/87	18	1.76 ± 0.63	8.07 ± 2.16	0.00 ± 0.00	4.59 ± 0.22	2.14 ± 0.60	0.00 ± 0.00	0.00 ± 0.00	2.61 ± 0.23	19.17 ± 2.39	24.12 ± 4.91	4.95 ± 5.46
LBCC	12/03/87	00	7.57 ± 0.94	92.55 ± 16.27	0.00 ± 0.00	0.61 ± 7.07	27.53 ± 8.13	0.00 ± 0.00	0.00 ± 0.00	1.76 ± 0.41	130.01 ± 18.41	173.10 ± 7.76	43.09 ± 19.98
LBCC	12/03/87	06	20.09 ± 1.39	107.30 ± 19.36	0.00 ± 0.00	5.05 ± 10.28	68.61 ± 10.40	0.00 ± 0.00	0.00 ± 0.00	2.79 ± 0.58	203.85 ± 22.26	229.67 ± 7.99	25.82 ± 23.65
LBCC	12/03/87	10	22.18 ± 1.41	56.43 ± 11.22	0.00 ± 0.00	12.57 ± 4.44	120.37 ± 9.55	0.00 ± 0.00	0.00 ± 0.00	4.86 ± 0.65	216.42 ± 14.97	261.06 ± 8.34	44.64 ± 17.14
LBCC	12/03/87	14	23.95 ± 1.43	41.20 ± 8.64	0.00 ± 0.00	12.19 ± 2.98	74.67 ± 6.38	0.00 ± 0.00	0.00 ± 0.00	7.29 ± 0.86	159.30 ± 11.01	209.43 ± 8.01	50.13 ± 13.62
LBCC	12/03/87	18	10.54 ± 0.91	68.27 ± 11.85	0.00 ± 0.00	3.00 ± 3.69	26.98 ± 6.00	0.00 ± 0.00	0.00 ± 0.00	5.26 ± 0.60	114.04 ± 13.46	135.16 ± 5.04	21.12 ± 14.37
LBCC	12/10/87	00	17.24 ± 1.32	105.73 ± 15.57	0.00 ± 0.00	0.00 ± 0.00	31.35 ± 8.75	0.00 ± 0.00	0.00 ± 0.00	3.67 ± 0.48	157.98 ± 17.91	156.02 ± 5.21	-1.96 ± 18.65
LBCC	12/10/87	06	12.66 ± 1.21	80.69 ± 12.75	0.00 ± 0.00	0.00 ± 0.00	34.90 ± 7.29	0.00 ± 0.00	0.00 ± 0.00	1.94 ± 0.43	130.18 ± 14.74	128.53 ± 7.52	-1.65 ± 16.55
LBCC	12/10/87	10	16.00 ± 2.11	37.16 ± 7.69	0.00 ± 0.00	3.53 ± 1.24	49.18 ± 4.51	0.00 ± 0.00	0.00 ± 0.00	2.42 ± 0.42	108.29 ± 9.24	133.95 ± 8.01	25.66 ± 12.23
LBCC	12/10/87	14	11.35 ± 1.71	27.18 ± 5.85	0.00 ± 0.00	1.42 ± 0.62	19.99 ± 2.45	0.00 ± 0.00	0.00 ± 0.00	3.28 ± 0.47	63.21 ± 6.63	67.69 ± 7.78	4.48 ± 10.22
LBCC	12/10/87	18	9.61 ± 0.89	46.57 ± 6.94	0.00 ± 0.00	0.00 ± 0.00	0.97 ± 1.13	0.00 ± 0.00	0.00 ± 0.00	2.85 ± 0.31	60.00 ± 7.09	43.58 ± 5.05	-16.42 ± 8.70
LBCC	12/11/87	00	3.05 ± 0.92	54.19 ± 7.96	0.00 ± 0.00	0.00 ± 0.00	12.17 ± 4.16	0.00 ± 0.00	0.00 ± 0.00	2.09 ± 0.28	71.49 ± 9.04	74.05 ± 5.06	2.56 ± 10.36
LBCC	12/11/87	06	4.38 ± 0.97	45.06 ± 9.01	0.00 ± 0.00	1.71 ± 1.87	17.46 ± 4.09	0.00 ± 0.00	0.00 ± 0.00	0.76 ± 0.27	69.37 ± 10.04	69.26 ± 7.57	-0.11 ± 12.57
LBCC	12/11/87	10	9.45 ± 1.05	23.68 ± 5.69	0.00 ± 0.00	5.07 ± 0.82	32.78 ± 3.15	0.00 ± 0.00	0.00 ± 0.00	1.72 ± 0.33	72.70 ± 6.66	83.90 ± 7.72	11.20 ± 10.20
LBCC	12/11/87	14	18.39 ± 1.27	33.93 ± 7.22	0.00 ± 0.00	10.24 ± 2.04	52.71 ± 4.60	0.00 ± 0.00	0.00 ± 0.00	2.58 ± 0.41	117.84 ± 8.79	131.48 ± 7.77	13.64 ± 11.73
LBCC	12/11/87	18	15.55 ± 1.34	91.23 ± 15.12	0.00 ± 0.00	15.64 ± 6.58	36.72 ± 7.46	0.00 ± 0.00	0.00 ± 0.00	2.22 ± 0.35	161.37 ± 17.14	166.56 ± 5.30	5.19 ± 17.94
RIVR	06/19/87	00	17.70 ± 1.17	16.40 ± 3.43	0.00 ± 0.00	3.87 ± 0.27	6.45 ± 1.04	2.46 ± 0.60	0.00 ± 0.00	9.28 ± 1.10	56.16 ± 4.01	70.87 ± 5.47	14.71 ± 6.78
RIVR	06/19/87	09	21.31 ± 1.51	20.01 ± 4.59	0.00 ± 0.00	4.17 ± 0.48	26.54 ± 2.52	1.38 ± 0.73	0.00 ± 0.00	4.50 ± 0.83	77.92 ± 5.60	101.62 ± 7.45	23.70 ± 9.32
RIVR	06/19/87	13	34.12 ± 1.59	12.04 ± 3.37	0.00 ± 0.00	3.42 ± 0.45	10.01 ± 2.16	0.90 ± 0.72	0.00 ± 0.00	5.39 ± 0.81	65.88 ± 4.50	91.78 ± 7.03	25.90 ± 8.35
RIVR	06/19/87	17	24.01 ± 1.07	9.75 ± 2.85	0.00 ± 0.00	4.67 ± 0.30	8.68 ± 1.10	1.42 ± 0.49	0.00 ± 0.00	11.38 ± 0.99	59.91 ± 3.48	82.03 ± 3.88	22.12 ± 5.21
RIVR	06/24/87	00	19.28 ± 1.30	19.70 ± 4.44	0.00 ± 0.00	7.77 ± 0.79	37.50 ± 2.92	2.22 ± 0.66	0.00 ± 0.00	6.91 ± 0.83	93.38 ± 5.66	113.04 ± 5.35	19.66 ± 7.79
RIVR	06/24/87	05	40.13 ± 2.06	23.87 ± 6.30	0.00 ± 0.00	15.59 ± 2.32	47.09 ± 3.75	4.13 ± 1.01	0.00 ± 0.00	7.21 ± 1.02	138.03 ± 7.92	163.23 ± 7.73	25.20 ± 11.07
RIVR	06/24/87	09	44.76 ± 2.36	34.16 ± 7.36	0.00 ± 0.00	16.31 ± 3.03	82.52 ± 5.89	2.87 ± 1.14	0.00 ± 0.00	6.77 ± 1.20	187.40 ± 10.03	220.58 ± 7.59	33.18 ± 12.58
RIVR	06/24/87	13	35.00 ± 1.88	22.30 ± 5.79	0.00 ± 0.00	10.64 ± 1.38	24.92 ± 2.66	1.56 ± 0.86	0.00 ± 0.00	7.36 ± 1.15	101.77 ± 6.92	131.75 ± 7.16	29.98 ± 9.96
RIVR	06/24/87	17	34.04 ± 1.59	21.33 ± 4.76	0.00 ± 0.00	10.62 ± 1.12	32.03 ± 2.73	1.74 ± 0.75	0.00 ± 0.00	9.74 ± 0.88	109.51 ± 5.94	130.98 ± 4.07	21.47 ± 7.20
RIVR	06/25/87	00	17.11 ± 1.36	22.62 ± 4.86	0.00 ± 0.00	9.18 ± 1.00	39.82 ± 3.14	2.96 ± 0.73	0.00 ± 0.00	6.88 ± 0.90	98.57 ± 6.15	118.25 ± 5.70	19.68 ± 8.39

Table B-2 (continued)
Individual Source Contributions to PM_{10} Mass at SCAQS Sites Between 6/19/87 to 12/11/87

Site[a]	Date/Time[b]		Primary Geological SCE ± σ (μg/m³)	Primary Motor Veh. Exhaust SCE ± σ (μg/m³)	Vegetative Burning SCE ± σ (μg/m³)	Secondary Sulfate SCE ± σ (μg/m³)	Secondary Nitrate SCE ± σ (μg/m³)	Construction (Limestone) SCE ± σ (μg/m³)	Oil Combustion SCE ± σ (μg/m³)	Marine Aerosol SCE ± σ (μg/m³)	Calculated Mass ± σ (μg/m³)	Measured Mass ± σ (μg/m³)	Unexplained Mass ± σ (μg/m³)
RIVR	06/25/87	09	45.74 ± 2.28	31.25 ± 6.77	0.00 ± 0.00	13.76 ± 2.24	65.71 ± 4.90	3.24 ± 1.08	0.00 ± 0.00	6.00 ± 1.22	165.70 ± 8.97	202.71 ± 7.26	37.01 ± 11.54
RIVR	06/25/87	13	39.59 ± 1.80	14.96 ± 4.52	0.00 ± 0.00	7.77 ± 0.68	10.64 ± 1.82	1.14 ± 0.77	0.00 ± 0.00	5.50 ± 1.08	79.60 ± 5.44	109.15 ± 7.02	29.55 ± 8.88
RIVR	06/25/87	17	30.26 ± 1.62	23.58 ± 4.80	0.00 ± 0.00	6.71 ± 0.65	17.33 ± 2.12	2.58 ± 0.77	0.00 ± 0.00	4.90 ± 0.69	85.35 ± 5.66	106.80 ± 3.95	21.45 ± 6.90
RIVR	07/13/87	00	24.39 ± 1.38	14.47 ± 3.81	0.00 ± 0.00	7.16 ± 0.64	18.20 ± 1.99	1.86 ± 0.65	0.00 ± 0.00	2.29 ± 0.47	68.38 ± 4.67	82.72 ± 5.33	14.34 ± 7.09
RIVR	07/13/87	05	36.42 ± 1.99	25.29 ± 5.98	0.00 ± 0.00	6.23 ± 0.84	19.32 ± 2.57	16.99 ± 1.73	0.00 ± 0.00	2.14 ± 0.94	106.40 ± 7.16	118.86 ± 7.08	12.46 ± 10.07
RIVR	07/13/87	09	17.71 ± 1.41	19.13 ± 4.78	0.00 ± 0.00	5.31 ± 0.61	23.98 ± 2.37	3.54 ± 0.74	0.00 ± 0.00	0.79 ± 0.56	70.47 ± 5.67	94.31 ± 6.96	23.84 ± 8.98
RIVR	07/13/87	13	26.41 ± 1.64	16.89 ± 4.99	0.00 ± 0.00	8.42 ± 0.91	14.83 ± 2.15	1.90 ± 0.77	0.00 ± 0.00	2.46 ± 0.90	70.91 ± 5.89	104.38 ± 6.90	33.47 ± 9.07
RIVR	07/13/87	17	24.67 ± 1.12	9.58 ± 2.50	0.00 ± 0.00	5.48 ± 0.37	8.92 ± 1.30	2.45 ± 0.55	0.00 ± 0.00	3.03 ± 0.54	54.13 ± 3.19	76.45 ± 3.83	22.32 ± 4.98
RIVR	07/14/87	00	22.49 ± 0.89	12.64 ± 3.24	0.00 ± 0.00	5.76 ± 0.49	7.65 ± 1.57	0.00 ± 0.00	0.00 ± 0.00	3.75 ± 0.63	52.29 ± 3.84	66.94 ± 5.52	14.65 ± 6.72
RIVR	07/14/87	05	24.19 ± 1.64	22.41 ± 5.03	0.00 ± 0.00	5.51 ± 0.67	11.18 ± 1.83	5.99 ± 0.95	0.00 ± 0.00	4.65 ± 0.98	73.93 ± 5.84	81.56 ± 7.04	7.63 ± 9.15
RIVR	07/14/87	09	29.51 ± 1.63	17.53 ± 4.78	0.00 ± 0.00	8.71 ± 0.98	35.51 ± 3.11	3.37 ± 0.79	0.00 ± 0.00	3.90 ± 1.04	98.52 ± 6.17	121.14 ± 6.92	22.62 ± 9.27
RIVR	07/14/87	13	29.10 ± 1.76	19.70 ± 5.57	0.00 ± 0.00	15.09 ± 1.99	20.96 ± 2.62	1.97 ± 0.88	0.00 ± 0.00	4.77 ± 0.82	91.59 ± 6.69	123.09 ± 7.10	31.50 ± 9.76
RIVR	07/14/87	17	26.22 ± 1.34	15.74 ± 3.65	0.00 ± 0.00	11.84 ± 1.16	15.98 ± 1.86	1.80 ± 0.62	0.00 ± 0.00	5.30 ± 0.65	76.88 ± 4.54	93.73 ± 3.87	16.85 ± 5.97
RIVR	07/15/87	00	15.21 ± 0.79	8.40 ± 2.32	0.00 ± 0.00	13.33 ± 1.29	25.77 ± 2.22	1.36 ± 0.47	0.00 ± 0.00	4.63 ± 0.66	68.70 ± 3.60	83.59 ± 5.52	14.89 ± 6.59
RIVR	07/15/87	05	27.61 ± 1.53	15.89 ± 4.19	0.00 ± 0.00	19.67 ± 2.75	33.30 ± 2.92	4.80 ± 0.81	0.00 ± 0.00	5.46 ± 0.81	106.72 ± 5.73	126.52 ± 7.06	19.80 ± 9.09
RIVR	07/15/87	09	32.03 ± 1.94	24.12 ± 5.82	0.00 ± 0.00	15.13 ± 2.27	47.93 ± 4.07	3.15 ± 0.93	0.00 ± 0.00	3.03 ± 0.90	125.39 ± 7.64	146.01 ± 7.06	20.62 ± 10.40
RIVR	07/15/87	13	24.24 ± 1.55	15.03 ± 4.55	0.00 ± 0.00	9.35 ± 0.96	28.22 ± 2.55	2.34 ± 0.73	0.00 ± 0.00	1.61 ± 0.60	80.79 ± 5.63	107.13 ± 7.05	26.34 ± 9.02
RIVR	07/15/87	17	21.59 ± 1.00	7.25 ± 2.02	0.00 ± 0.00	5.39 ± 0.30	18.37 ± 1.51	2.22 ± 0.48	0.00 ± 0.00	0.77 ± 0.21	55.60 ± 2.83	75.89 ± 3.78	20.29 ± 4.72
RIVR	08/27/87	00	23.77 ± 1.24	11.17 ± 2.83	0.00 ± 0.00	10.08 ± 1.07	34.85 ± 2.81	4.07 ± 0.68	0.00 ± 0.00	3.92 ± 0.77	87.85 ± 4.44	104.31 ± 5.40	16.46 ± 6.99
RIVR	08/27/87	05	69.52 ± 2.71	23.73 ± 5.80	0.00 ± 0.00	11.00 ± 1.67	47.11 ± 4.11	27.85 ± 2.88	0.00 ± 0.00	5.39 ± 0.85	184.59 ± 8.30	196.44 ± 7.47	11.85 ± 11.17
RIVR	08/27/87	09	59.30 ± 2.40	17.30 ± 4.51	0.00 ± 0.00	11.14 ± 1.91	58.57 ± 5.75	5.91 ± 1.20	0.00 ± 0.00	4.26 ± 1.23	156.48 ± 8.04	175.62 ± 13.50	19.14 ± 15.71
RIVR	08/27/87	13	63.23 ± 2.26	15.81 ± 4.27	0.00 ± 0.00	9.95 ± 1.16	21.50 ± 2.35	0.58 ± 1.01	0.00 ± 0.00	8.02 ± 1.01	119.08 ± 5.69	164.52 ± 7.30	45.44 ± 9.26
RIVR	08/27/87	17	41.13 ± 1.62	14.91 ± 3.64	0.00 ± 0.00	9.08 ± 0.93	21.33 ± 2.22	2.57 ± 0.78	0.00 ± 0.00	6.61 ± 0.71	95.62 ± 4.79	116.96 ± 3.92	21.34 ± 6.19
RIVR	08/28/87	00	34.26 ± 1.77	14.71 ± 3.54	0.00 ± 0.00	10.89 ± 1.18	32.80 ± 2.84	25.85 ± 2.48	0.00 ± 0.00	5.27 ± 0.70	123.78 ± 5.63	140.31 ± 5.70	16.53 ± 8.01
RIVR	08/28/87	05	63.65 ± 2.71	28.20 ± 6.41	0.00 ± 0.00	10.16 ± 1.75	39.55 ± 3.97	23.96 ± 2.52	0.00 ± 0.00	5.60 ± 1.02	171.12 ± 8.58	186.21 ± 7.43	15.09 ± 11.35
RIVR	08/28/87	09	56.38 ± 2.24	20.94 ± 5.17	0.00 ± 0.00	9.64 ± 1.42	59.11 ± 4.71	4.75 ± 1.13	0.00 ± 0.00	5.21 ± 0.98	156.04 ± 7.61	189.42 ± 7.41	33.38 ± 10.62
RIVR	08/28/87	13	49.35 ± 2.07	19.20 ± 4.82	0.00 ± 0.00	17.69 ± 2.89	32.68 ± 3.24	0.78 ± 0.98	0.00 ± 0.00	3.91 ± 0.77	123.61 ± 6.54	174.42 ± 7.24	50.81 ± 9.76
RIVR	08/28/87	17	45.65 ± 1.66	15.59 ± 3.78	0.00 ± 0.00	15.64 ± 2.18	41.81 ± 3.36	0.12 ± 0.57	0.00 ± 0.00	5.36 ± 0.66	124.17 ± 5.61	146.94 ± 4.13	22.77 ± 6.97
RIVR	08/29/87	00	40.86 ± 1.60	11.98 ± 3.02	0.00 ± 0.00	14.62 ± 1.75	54.84 ± 3.97	2.53 ± 0.76	0.00 ± 0.00	4.08 ± 0.83	128.90 ± 5.54	153.02 ± 5.81	24.12 ± 8.03
RIVR	08/29/87	05	49.15 ± 2.24	22.80 ± 5.34	0.00 ± 0.00	14.45 ± 2.27	62.75 ± 4.94	10.07 ± 1.43	0.00 ± 0.00	4.97 ± 0.85	164.19 ± 7.95	180.00 ± 7.53	15.81 ± 10.95

Table B-2 (continued)
Individual Source Contributions to PM_{10} Mass at SCAQS Sites Between 6/19/87 to 12/11/87

Site[a]	Date/Time[b]		Primary Geological SCE ± σ[c] (μg/m³)	Primary Motor Veh. Exhaust SCE ± σ (μg/m³)	Vegetative Burning SCE ± σ (μg/m³)	Secondary Sulfate SCE ± σ (μg/m³)	Secondary Nitrate SCE ± σ (μg/m³)	Construction (Limestone) SCE ± σ (μg/m³)	Oil Combustion SCE ± σ (μg/m³)	Marine Aerosol SCE ± σ (μg/m³)	Calculated Mass ± σ (μg/m³)	Measured Mass ± σ (μg/m³)	Unexplained Mass ± σ (μg/m³)
RIVR	08/29/87	09	41.88 ± 1.98	20.11 ± 5.00	0.00 ± 0.00	18.96 ± 3.21	74.81 ± 5.43	1.31 ± 0.96	0.00 ± 0.00	4.05 ± 0.79	161.10 ± 7.96	191.58 ± 7.27	30.48 ± 10.78
RIVR	08/29/87	13	28.99 ± 1.54	11.73 ± 3.30	0.00 ± 0.00	12.14 ± 1.24	14.17 ± 2.01	0.51 ± 0.68	0.00 ± 0.00	3.13 ± 0.83	70.66 ± 4.46	95.09 ± 6.97	24.43 ± 8.27
RIVR	08/29/87	17	38.52 ± 1.49	12.03 ± 3.05	0.00 ± 0.00	13.15 ± 1.38	27.99 ± 2.39	1.33 ± 0.67	0.00 ± 0.00	4.53 ± 0.64	97.55 ± 4.43	115.31 ± 3.97	17.76 ± 5.95
RIVR	09/02/87	09	26.11 ± 1.24	3.32 ± 1.57	0.00 ± 0.00	2.30 ± 0.20	0.23 ± 0.76	3.96 ± 0.62	0.00 ± 0.00	0.00 ± 0.00	35.91 ± 2.29	51.88 ± 7.04	15.97 ± 7.40
RIVR	09/02/87	13	19.21 ± 1.09	4.26 ± 1.69	0.00 ± 0.00	1.93 ± 0.20	0.27 ± 0.74	0.44 ± 0.29	0.00 ± 0.00	0.00 ± 0.00	26.11 ± 2.22	39.93 ± 6.95	13.82 ± 7.30
RIVR	09/02/87	17	43.62 ± 1.82	20.97 ± 4.87	0.00 ± 0.00	8.74 ± 1.06	32.21 ± 2.91	1.51 ± 0.91	0.00 ± 0.00	5.50 ± 0.68	112.55 ± 6.16	142.78 ± 4.07	30.23 ± 7.38
RIVR	09/03/87	00	30.56 ± 1.47	13.84 ± 3.58	0.00 ± 0.00	6.08 ± 0.54	11.53 ± 1.78	5.32 ± 0.83	0.00 ± 0.00	8.06 ± 0.91	75.39 ± 4.51	84.93 ± 5.67	9.54 ± 7.24
RIVR	09/03/87	05	59.72 ± 2.77	28.09 ± 6.72	0.00 ± 0.00	6.79 ± 1.28	13.07 ± 2.94	46.19 ± 4.38	0.00 ± 0.00	8.87 ± 1.09	162.73 ± 9.13	181.78 ± 7.24	19.05 ± 11.65
RIVR	09/03/87	09	38.63 ± 1.79	16.52 ± 4.40	0.00 ± 0.00	7.59 ± 0.85	15.54 ± 2.18	5.81 ± 0.97	0.00 ± 0.00	5.28 ± 0.94	89.36 ± 5.49	115.44 ± 6.97	26.08 ± 8.87
RIVR	09/03/87	13	49.68 ± 1.77	11.66 ± 3.36	0.00 ± 0.00	8.64 ± 0.75	6.64 ± 1.73	0.16 ± 0.48	0.00 ± 0.00	5.62 ± 1.08	82.40 ± 4.44	108.92 ± 6.99	26.52 ± 8.28
RIVR	09/03/87	17	27.47 ± 1.33	15.27 ± 3.50	0.00 ± 0.00	7.16 ± 0.47	7.88 ± 1.39	1.78 ± 0.58	0.00 ± 0.00	6.11 ± 0.58	65.68 ± 4.16	74.28 ± 3.84	8.60 ± 5.66
RIVR	11/11/87	00	6.98 ± 0.81	16.17 ± 3.91	0.00 ± 0.00	0.93 ± 0.33	0.00 ± 0.00	22.16 ± 2.18	0.00 ± 0.00	0.35 ± 0.21	46.59 ± 4.60	49.51 ± 4.89	2.92 ± 6.71
RIVR	11/11/87	14	17.47 ± 1.68	16.11 ± 3.63	0.00 ± 0.00	0.23 ± 0.14	16.97 ± 2.04	2.09 ± 1.36	0.00 ± 0.00	0.28 ± 0.20	53.14 ± 4.71	63.97 ± 7.52	10.83 ± 8.87
RIVR	11/11/87	18	34.48 ± 2.23	31.04 ± 6.15	0.00 ± 0.00	0.23 ± 0.12	1.43 ± 2.90	17.06 ± 2.17	0.00 ± 0.00	0.28 ± 0.20	84.53 ± 7.49	90.72 ± 4.92	6.19 ± 8.96
RIVR	11/12/87	00	11.98 ± 1.19	20.48 ± 4.06	0.00 ± 0.00	0.00 ± 0.00	4.75 ± 0.68	51.01 ± 4.28	0.00 ± 0.00	0.92 ± 0.23	89.13 ± 6.06	78.95 ± 4.87	-10.18 ± 7.77
RIVR	11/12/87	06	20.60 ± 2.33	23.59 ± 5.58	0.00 ± 0.00	1.66 ± 0.77	0.00 ± 0.00	35.96 ± 3.67	0.00 ± 0.00	0.63 ± 0.30	82.43 ± 7.15	98.33 ± 7.10	15.90 ± 10.08
RIVR	11/12/87	14	13.63 ± 1.61	16.61 ± 4.89	0.00 ± 0.00	1.65 ± 0.51	33.79 ± 2.92	3.21 ± 1.37	0.00 ± 0.00	1.18 ± 0.28	70.07 ± 6.14	87.12 ± 7.49	17.05 ± 9.69
RIVR	11/12/87	18	26.75 ± 2.19	34.34 ± 7.24	0.00 ± 0.00	2.63 ± 1.16	39.93 ± 4.12	7.85 ± 1.86	0.00 ± 0.00	1.52 ± 0.28	113.03 ± 8.89	122.46 ± 5.02	9.43 ± 10.21
RIVR	11/13/87	00	21.06 ± 1.39	37.80 ± 7.63	0.00 ± 0.00	2.48 ± 1.31	39.39 ± 4.26	47.03 ± 4.31	0.00 ± 0.00	0.78 ± 0.26	148.54 ± 9.92	145.40 ± 5.05	-3.14 ± 11.13
RIVR	11/13/87	06	23.81 ± 2.65	41.26 ± 9.28	0.00 ± 0.00	2.03 ± 2.02	52.89 ± 7.62	18.76 ± 2.84	0.00 ± 0.00	0.48 ± 0.21	139.23 ± 12.70	143.86 ± 7.36	4.63 ± 14.68
RIVR	11/13/87	10	17.31 ± 2.70	44.05 ± 9.56	0.00 ± 0.00	13.29 ± 3.20	100.48 ± 8.16	3.82 ± 1.89	0.00 ± 0.00	1.30 ± 0.38	180.26 ± 13.13	198.36 ± 7.49	18.10 ± 15.12
RIVR	11/13/87	14	15.13 ± 1.93	27.12 ± 6.38	0.00 ± 0.00	6.87 ± 1.22	48.60 ± 4.15	1.76 ± 1.46	0.00 ± 0.00	3.12 ± 0.40	102.59 ± 8.08	112.88 ± 7.33	10.29 ± 10.91
RIVR	11/13/87	18	7.17 ± 0.78	19.62 ± 4.15	0.00 ± 0.00	4.62 ± 0.51	15.09 ± 1.94	6.63 ± 1.48	0.00 ± 0.00	3.52 ± 0.33	56.65 ± 4.95	59.19 ± 4.93	2.54 ± 6.99
RIVR	12/03/87	00	27.27 ± 3.81	62.00 ± 12.67	0.00 ± 0.00	2.52 ± 4.28	60.94 ± 7.22	20.00 ± 3.06	0.00 ± 0.00	2.10 ± 0.41	174.83 ± 15.52	234.63 ± 7.92	59.80 ± 17.42
RIVR	12/03/87	06	32.72 ± 3.28	52.39 ± 11.82	0.00 ± 0.00	2.09 ± 3.06	42.77 ± 5.80	37.55 ± 4.03	0.00 ± 0.00	1.06 ± 0.27	168.57 ± 14.27	178.90 ± 7.42	10.33 ± 16.08
RIVR	12/03/87	10	22.67 ± 2.05	22.43 ± 5.60	0.00 ± 0.00	1.37 ± 0.74	20.51 ± 2.65	12.25 ± 2.61	0.00 ± 0.00	0.88 ± 0.27	80.11 ± 7.10	101.05 ± 7.53	20.94 ± 10.35
RIVR	12/03/87	14	30.82 ± 2.43	34.64 ± 7.84	0.00 ± 0.00	3.87 ± 1.61	71.11 ± 6.12	3.21 ± 1.72	0.00 ± 0.00	1.33 ± 0.28	144.98 ± 10.47	182.96 ± 7.50	37.98 ± 12.88
RIVR	12/03/87	18	61.24 ± 4.53	70.80 ± 15.22	0.00 ± 0.00	13.77 ± 7.71	184.98 ± 15.13	8.19 ± 3.04	0.00 ± 0.00	4.19 ± 0.61	343.17 ± 22.34	374.51 ± 8.98	31.34 ± 24.08
RIVR	12/10/87	00	12.95 ± 2.57	41.29 ± 7.62	0.00 ± 0.00	0.00 ± 0.00	23.10 ± 4.21	30.30 ± 3.15	0.00 ± 0.00	1.21 ± 0.32	108.85 ± 9.62	108.95 ± 5.00	0.10 ± 10.84
RIVR	12/10/87	06	18.69 ± 2.50	39.04 ± 7.14	0.00 ± 0.00	0.00 ± 0.00	7.62 ± 3.30	20.66 ± 2.88	0.00 ± 0.00	0.51 ± 0.31	86.52 ± 8.75	102.61 ± 7.45	16.09 ± 11.49

Table B-2 (continued)
Individual Source Contributions to PM_{10} Mass at SCAQS Sites Between 6/19/87 to 12/11/87

Site[a]	Date/Time[b]		Primary Geological SCE ± σ (μg/m³)	Primary Motor Veh. Exhaust SCE ± σ (μg/m³)	Vegetative Burning SCE ± σ (μg/m³)	Secondary Sulfate SCE ± σ (μg/m³)	Secondary Nitrate SCE ± σ (μg/m³)	Construction (Limestone) SCE ± σ (μg/m³)	Oil Combustion SCE ± σ (μg/m³)	Marine Aerosol SCE ± σ (μg/m³)	Calculated Mass ± σ (μg/m³)	Measured Mass ± σ (μg/m³)	Unexplained Mass ± σ (μg/m³)
RIVR	12/10/87	14	7.33 ± 1.42	12.45 ± 3.53	0.00 ± 0.00	0.36 ± 0.34	27.05 ± 2.41	1.59 ± 1.27	0.00 ± 0.00	0.04 ± 0.14	48.82 ± 4.73	59.47 ± 7.31	10.65 ± 8.71
RIVR	12/10/87	18	41.35 ± 3.89	62.27 ± 11.00	0.00 ± 0.00	0.00 ± 0.00	53.08 ± 7.02	24.33 ± 3.27	0.00 ± 0.00	1.84 ± 0.45	182.87 ± 14.01	181.84 ± 5.12	-1.03 ± 14.92
RIVR	12/11/87	00	18.39 ± 3.17	50.79 ± 9.03	0.00 ± 0.00	0.46 ± 0.07	21.52 ± 5.07	37.08 ± 3.96	0.00 ± 0.00	0.96 ± 0.35	129.20 ± 11.54	123.72 ± 4.99	-5.48 ± 12.57
RIVR	12/11/87	06	23.43 ± 2.90	50.93 ± 8.85	0.00 ± 0.00	0.10 ± 0.34	15.99 ± 4.25	24.95 ± 3.13	0.00 ± 0.00	0.25 ± 0.33	115.64 ± 10.73	123.73 ± 7.51	8.09 ± 13.10
RIVR	12/11/87	10	16.07 ± 1.69	18.38 ± 4.31	0.00 ± 0.00	0.00 ± 0.00	15.62 ± 2.15	2.51 ± 2.10	0.00 ± 0.00	0.08 ± 0.26	52.66 ± 5.52	64.93 ± 7.18	12.27 ± 9.06
RIVR	12/11/87	14	7.83 ± 1.18	6.05 ± 2.29	0.00 ± 0.00	0.00 ± 0.00	0.00 ± 0.00	0.00 ± 0.00	0.00 ± 0.00	0.00 ± 0.11	13.89 ± 2.58	16.50 ± 7.54	2.61 ± 7.97
SNIC	06/19/87	00	0.09 ± 0.20	0.46 ± 0.40	0.00 ± 0.00	2.16 ± 0.05	1.06 ± 0.27	0.00 ± 0.00	0.00 ± 0.00	8.25 ± 0.63	13.22 ± 1.19	20.45 ± 5.41	7.23 ± 5.54
SNIC	06/19/87	05	2.15 ± 0.68	1.56 ± 1.01	0.00 ± 0.00	3.12 ± 0.11	1.45 ± 0.36	0.00 ± 0.00	0.00 ± 0.00	8.35 ± 0.68	17.25 ± 1.84	28.24 ± 7.12	10.99 ± 7.35
SNIC	06/19/87	09	3.35 ± 0.81	1.86 ± 1.06	0.00 ± 0.00	3.24 ± 0.12	1.25 ± 0.35	0.00 ± 0.00	0.00 ± 0.00	8.02 ± 0.63	18.77 ± 1.91	32.37 ± 7.06	13.60 ± 7.31
SNIC	06/19/87	13	1.21 ± 0.53	1.14 ± 0.97	0.00 ± 0.00	3.15 ± 0.11	1.16 ± 0.35	0.00 ± 0.00	0.00 ± 0.00	9.08 ± 0.70	16.73 ± 1.78	31.45 ± 7.07	14.72 ± 7.29
SNIC	06/19/87	17	0.05 ± 0.23	0.71 ± 0.48	0.00 ± 0.00	2.48 ± 0.05	0.86 ± 0.20	0.00 ± 0.00	0.00 ± 0.00	7.78 ± 0.57	13.14 ± 1.05	21.17 ± 3.97	8.03 ± 4.11
SNIC	06/24/87	00	0.66 ± 0.34	1.83 ± 0.87	0.00 ± 0.00	3.94 ± 0.11	0.00 ± 0.00	0.00 ± 0.00	0.00 ± 0.00	10.54 ± 0.73	16.98 ± 1.25	29.15 ± 5.61	12.17 ± 5.75
SNIC	06/24/87	05	0.47 ± 0.31	0.68 ± 0.60	0.00 ± 0.00	4.49 ± 0.14	0.00 ± 0.00	0.00 ± 0.00	0.00 ± 0.00	5.67 ± 0.57	11.32 ± 0.99	22.29 ± 6.82	10.97 ± 6.89
SNIC	06/24/87	09	1.04 ± 0.32	0.79 ± 0.61	0.00 ± 0.00	4.27 ± 0.14	0.00 ± 0.00	0.00 ± 0.00	0.00 ± 0.00	10.32 ± 0.76	17.87 ± 1.56	29.72 ± 6.98	11.85 ± 7.15
SNIC	06/24/87	13	1.80 ± 0.55	1.00 ± 0.64	0.00 ± 0.00	3.57 ± 0.14	2.00 ± 0.39	0.00 ± 0.00	0.00 ± 0.00	6.58 ± 0.64	15.90 ± 1.63	26.73 ± 7.04	10.83 ± 7.23
SNIC	06/24/87	17	1.03 ± 0.27	2.07 ± 0.68	0.00 ± 0.00	3.32 ± 0.08	0.85 ± 0.22	0.00 ± 0.00	0.00 ± 0.00	1.94 ± 0.34	9.21 ± 0.90	16.14 ± 3.91	6.93 ± 4.01
SNIC	06/25/87	00	1.57 ± 0.37	1.54 ± 0.85	0.00 ± 0.00	3.71 ± 0.11	1.60 ± 0.35	0.00 ± 0.00	0.00 ± 0.00	5.53 ± 0.56	15.00 ± 1.50	25.45 ± 5.65	10.45 ± 5.85
SNIC	06/25/87	05	2.39 ± 0.47	0.78 ± 0.59	0.00 ± 0.00	3.94 ± 0.14	0.00 ± 0.00	0.00 ± 0.00	0.00 ± 0.00	9.66 ± 0.77	16.78 ± 1.16	28.04 ± 7.19	11.26 ± 7.28
SNIC	06/25/87	09	3.18 ± 0.57	0.66 ± 0.59	0.00 ± 0.00	4.07 ± 0.14	0.00 ± 0.00	0.00 ± 0.00	0.00 ± 0.00	11.55 ± 0.84	21.02 ± 1.69	30.54 ± 7.14	9.52 ± 7.34
SNIC	06/25/87	13	0.07 ± 0.32	0.72 ± 0.62	0.00 ± 0.00	2.56 ± 0.12	0.00 ± 0.00	0.00 ± 0.00	0.00 ± 0.00	4.29 ± 0.53	9.13 ± 1.48	11.78 ± 7.14	2.65 ± 7.29
SNIC	06/25/87	17	0.66 ± 0.25	1.31 ± 0.57	0.00 ± 0.00	3.07 ± 0.06	0.67 ± 0.23	0.00 ± 0.00	0.00 ± 0.00	3.59 ± 0.38	9.31 ± 0.82	15.17 ± 3.88	5.86 ± 3.97
SNIC	07/13/87	00	0.29 ± 0.23	0.21 ± 0.73	0.00 ± 0.00	2.05 ± 0.07	0.00 ± 0.00	0.00 ± 0.00	0.00 ± 0.00	2.98 ± 0.41	5.53 ± 0.92	11.53 ± 5.46	6.00 ± 5.54
SNIC	07/13/87	05	0.07 ± 0.09	0.62 ± 0.72	0.00 ± 0.00	2.37 ± 0.11	0.00 ± 0.00	0.00 ± 0.00	0.00 ± 0.00	2.31 ± 0.35	5.37 ± 0.89	15.97 ± 6.95	10.60 ± 7.01
SNIC	07/13/87	09	0.06 ± 0.08	0.51 ± 0.79	0.00 ± 0.00	2.72 ± 0.12	0.00 ± 0.00	0.00 ± 0.00	0.00 ± 0.00	2.44 ± 0.46	5.73 ± 1.01	13.93 ± 6.90	8.20 ± 6.97
SNIC	07/13/87	13	0.06 ± 0.08	0.39 ± 0.72	0.00 ± 0.00	2.73 ± 0.12	0.00 ± 0.00	0.00 ± 0.00	0.00 ± 0.00	2.65 ± 0.48	5.83 ± 0.96	15.53 ± 7.02	9.70 ± 7.09
SNIC	07/13/87	17	0.07 ± 0.07	0.32 ± 0.67	0.00 ± 0.00	2.01 ± 0.04	0.00 ± 0.00	0.00 ± 0.00	0.00 ± 0.00	3.31 ± 0.27	5.71 ± 0.76	11.95 ± 3.98	6.24 ± 4.05
SNIC	07/14/87	00	0.00 ± 0.00	0.42 ± 0.38	0.00 ± 0.00	2.73 ± 0.08	0.00 ± 0.00	0.00 ± 0.00	0.00 ± 0.00	2.47 ± 0.36	5.61 ± 0.62	11.26 ± 5.58	5.65 ± 5.61
SNIC	07/14/87	05	0.05 ± 0.06	0.36 ± 0.56	0.00 ± 0.00	2.24 ± 0.11	0.00 ± 0.00	0.00 ± 0.00	0.00 ± 0.00	1.96 ± 0.34	4.61 ± 0.76	9.93 ± 6.87	5.32 ± 6.91
SNIC	07/14/87	09	0.00 ± 0.00	1.23 ± 0.86	0.00 ± 0.00	2.36 ± 0.12	0.00 ± 0.00	0.00 ± 0.00	0.00 ± 0.00	0.29 ± 0.17	3.89 ± 0.97	11.21 ± 7.24	7.32 ± 7.30
SNIC	07/14/87	13	0.07 ± 0.08	0.52 ± 0.77	0.00 ± 0.00	1.67 ± 0.11	0.00 ± 0.00	0.00 ± 0.00	0.00 ± 0.00	0.95 ± 0.33	3.21 ± 0.93	15.24 ± 7.00	12.03 ± 7.06

Table B-2 (continued)
Individual Source Contributions to PM_{10} Mass at SCAQS Sites Between 6/19/87 to 12/11/87

Site[a]	Date/Time[b]		Primary Geological SCE ± σ (μg/m³)	Primary Motor Veh. Exhaust SCE ± σ (μg/m³)	Vegetative Burning SCE ± σ (μg/m³)	Secondary Sulfate SCE ± σ (μg/m³)	Secondary Nitrate SCE ± σ (μg/m³)	Construction (Limestone) SCE ± σ (μg/m³)	Oil Combustion SCE ± σ (μg/m³)	Marine Aerosol SCE ± σ (μg/m³)	Calculated Mass ± σ (μg/m³)	Measured Mass ± σ (μg/m³)	Unexplained Mass ± σ (μg/m³)
SNIC	07/14/87	17	0.07 ± 0.07	0.35 ± 0.60	0.00 ± 0.00	1.88 ± 0.04	0.00 ± 0.00	0.00 ± 0.00	0.00 ± 0.00	1.46 ± 0.25	3.76 ± 0.69	8.08 ± 3.87	4.32 ± 3.93
SNIC	07/15/87	00	0.04 ± 0.05	0.34 ± 0.49	0.00 ± 0.00	2.00 ± 0.08	0.13 ± 0.30	0.00 ± 0.00	0.00 ± 0.00	0.17 ± 0.12	2.69 ± 0.67	6.12 ± 5.80	3.43 ± 5.84
SNIC	07/15/87	05	0.05 ± 0.06	0.35 ± 0.57	0.00 ± 0.00	1.28 ± 0.11	0.16 ± 0.35	0.00 ± 0.00	0.00 ± 0.00	0.08 ± 0.11	1.92 ± 0.77	0.00 ± 7.02	0.00 ± 0.00
SNIC	07/15/87	09	0.07 ± 0.09	0.60 ± 0.75	0.00 ± 0.00	1.17 ± 0.99	0.00 ± 0.00	0.00 ± 0.00	0.00 ± 0.00	0.08 ± 0.13	1.92 ± 0.85	5.24 ± 7.02	3.32 ± 7.07
SNIC	07/15/87	13	0.07 ± 0.08	0.61 ± 0.62	0.00 ± 0.00	1.99 ± 0.10	0.34 ± 0.33	0.00 ± 0.00	0.00 ± 0.00	0.24 ± 0.17	3.25 ± 0.82	6.58 ± 6.95	3.33 ± 7.00
SNIC	07/15/87	17	0.07 ± 0.07	0.33 ± 0.64	0.00 ± 0.00	1.25 ± 0.04	0.00 ± 0.00	0.00 ± 0.00	0.00 ± 0.00	0.36 ± 0.16	2.01 ± 0.70	14.81 ± 3.94	12.80 ± 4.00
SNIC	08/27/87	00	2.39 ± 0.35	0.33 ± 0.46	0.00 ± 0.00	2.68 ± 0.08	0.59 ± 0.28	0.00 ± 0.00	0.00 ± 0.00	2.70 ± 0.39	8.70 ± 0.82	15.97 ± 5.36	7.27 ± 5.42
SNIC	08/27/87	05	0.99 ± 0.29	0.31 ± 0.32	0.00 ± 0.00	3.38 ± 1.00	0.99 ± 0.37	0.00 ± 0.00	0.00 ± 0.00	1.72 ± 0.39	7.39 ± 0.81	16.15 ± 7.24	8.76 ± 7.29
SNIC	08/27/87	09	3.33 ± 0.46	0.41 ± 0.41	0.00 ± 0.00	6.27 ± 0.22	1.33 ± 0.38	0.00 ± 0.00	0.00 ± 0.00	1.06 ± 0.37	12.40 ± 0.98	17.18 ± 7.16	4.78 ± 7.23
SNIC	08/27/87	13	3.86 ± 0.47	0.91 ± 0.81	0.00 ± 0.00	5.10 ± 1.01	0.88 ± 0.37	0.00 ± 0.00	0.00 ± 0.00	1.60 ± 0.45	12.35 ± 1.21	19.91 ± 7.03	7.56 ± 7.13
SNIC	08/27/87	17	1.82 ± 0.28	0.33 ± 0.63	0.00 ± 0.00	3.72 ± 0.08	0.28 ± 0.26	0.00 ± 0.00	0.00 ± 0.00	5.80 ± 0.48	11.95 ± 0.94	18.42 ± 3.93	6.47 ± 4.04
SNIC	08/28/87	00	3.17 ± 0.37	0.00 ± 0.00	0.00 ± 0.00	5.40 ± 0.15	1.03 ± 0.34	0.00 ± 0.00	0.00 ± 0.00	5.04 ± 0.49	14.64 ± 0.83	23.79 ± 5.68	9.15 ± 5.74
SNIC	08/28/87	05	0.82 ± 0.25	0.00 ± 0.00	0.00 ± 0.00	5.44 ± 0.19	1.03 ± 0.39	0.00 ± 0.00	0.00 ± 0.00	1.43 ± 0.38	8.73 ± 0.79	14.55 ± 7.31	5.82 ± 7.35
SNIC	08/28/87	09	9.30 ± 0.72	0.00 ± 0.00	0.00 ± 0.00	6.74 ± 0.24	0.91 ± 0.42	0.00 ± 0.00	0.00 ± 0.00	9.49 ± 0.77	26.43 ± 1.27	35.59 ± 6.48	9.16 ± 6.60
SNIC	08/28/87	13	7.16 ± 0.88	0.00 ± 0.00	0.00 ± 0.00	6.57 ± 0.25	1.66 ± 0.40	0.00 ± 0.00	0.00 ± 0.00	4.76 ± 0.58	20.15 ± 1.27	27.44 ± 7.50	7.29 ± 7.61
SNIC	08/28/87	17	6.42 ± 0.45	2.57 ± 0.92	0.00 ± 0.00	7.04 ± 0.40	0.39 ± 0.18	0.00 ± 0.00	0.00 ± 0.00	4.46 ± 0.37	20.89 ± 1.28	30.89 ± 3.86	10.00 ± 4.07
SNIC	08/29/87	00	4.18 ± 0.46	5.79 ± 3.58	0.00 ± 0.00	6.67 ± 0.42	1.20 ± 0.36	0.00 ± 0.00	0.00 ± 0.00	4.11 ± 0.48	21.95 ± 3.72	28.57 ± 5.04	6.62 ± 6.26
SNIC	08/29/87	05	1.68 ± 0.42	1.19 ± 0.68	0.00 ± 0.00	4.67 ± 0.19	2.56 ± 0.45	0.00 ± 0.00	0.00 ± 0.00	4.71 ± 0.51	14.81 ± 1.17	30.15 ± 8.13	15.34 ± 8.21
SNIC	08/29/87	09	4.79 ± 0.66	2.15 ± 0.91	0.00 ± 0.00	5.61 ± 0.23	2.30 ± 0.42	0.00 ± 0.00	0.00 ± 0.00	3.48 ± 0.47	18.35 ± 1.38	0.00 ± 0.00	0.00 ± 0.00
SNIC	08/29/87	13	4.54 ± 0.61	1.60 ± 0.79	0.00 ± 0.00	4.21 ± 0.15	1.84 ± 0.38	0.00 ± 0.00	0.00 ± 0.00	2.70 ± 0.41	14.88 ± 1.23	23.23 ± 7.22	8.35 ± 7.32
SNIC	08/29/87	17	4.52 ± 0.30	0.66 ± 0.74	0.00 ± 0.00	4.10 ± 0.08	0.00 ± 0.00	0.00 ± 0.00	0.00 ± 0.00	5.52 ± 0.45	14.80 ± 0.98	18.88 ± 3.96	4.08 ± 4.08
SNIC	09/02/87	00	0.35 ± 0.19	0.27 ± 0.41	0.00 ± 0.00	3.36 ± 0.09	0.00 ± 0.00	0.00 ± 0.00	0.00 ± 0.00	5.38 ± 0.43	9.35 ± 0.71	14.91 ± 5.31	5.56 ± 5.36
SNIC	09/02/87	05	0.09 ± 0.29	0.23 ± 0.43	0.00 ± 0.00	4.83 ± 0.17	0.00 ± 0.00	0.00 ± 0.00	0.00 ± 0.00	3.44 ± 0.45	8.59 ± 0.84	12.66 ± 7.38	4.07 ± 7.43
SNIC	09/02/87	09	4.02 ± 0.46	1.18 ± 0.91	0.00 ± 0.00	4.01 ± 0.15	0.00 ± 0.00	0.00 ± 0.00	0.00 ± 0.00	9.38 ± 0.68	18.59 ± 1.30	21.55 ± 6.88	2.96 ± 7.00
SNIC	09/02/87	13	1.26 ± 0.30	0.57 ± 0.67	0.00 ± 0.00	3.99 ± 0.15	0.00 ± 0.00	0.00 ± 0.00	0.00 ± 0.00	10.02 ± 0.76	15.83 ± 1.15	24.19 ± 7.21	8.36 ± 7.30
SNIC	09/02/87	17	3.44 ± 0.28	0.86 ± 0.69	0.00 ± 0.00	3.90 ± 0.07	0.00 ± 0.00	0.00 ± 0.00	0.00 ± 0.00	4.40 ± 0.37	12.62 ± 0.89	17.27 ± 3.93	4.65 ± 4.03
SNIC	09/03/87	00	0.00 ± 0.00	0.30 ± 0.29	0.00 ± 0.00	4.86 ± 0.12	0.51 ± 0.28	0.00 ± 0.00	0.00 ± 0.00	0.18 ± 0.11	5.85 ± 0.58	7.47 ± 5.56	1.62 ± 5.59
SNIC	09/03/87	05	0.13 ± 0.43	0.26 ± 0.35	0.00 ± 0.00	5.80 ± 0.21	0.00 ± 0.00	0.00 ± 0.00	0.00 ± 0.00	0.73 ± 0.32	6.92 ± 0.81	9.08 ± 7.02	2.16 ± 7.07
SNIC	09/03/87	09	0.58 ± 0.25	0.71 ± 0.68	0.00 ± 0.00	7.46 ± 0.27	0.00 ± 0.00	0.00 ± 0.00	0.00 ± 0.00	1.06 ± 0.47	9.80 ± 1.04	15.19 ± 7.02	5.39 ± 7.10
SNIC	09/03/87	13	0.47 ± 0.31	0.43 ± 0.58	0.00 ± 0.00	5.77 ± 0.20	0.00 ± 0.00	0.00 ± 0.00	0.00 ± 0.00	1.80 ± 0.41	8.47 ± 0.93	13.75 ± 7.02	5.28 ± 7.08

Table B-2 (continued)
Individual Source Contributions to PM_{10} Mass at SCAQS Sites Between 6/19/87 to 12/11/87

Site[a]	Date/Time[b]		Primary Geological SCE ± σ (μg/m³)	Primary Motor Veh. Exhaust SCE ± σ (μg/m³)	Vegetative Burning SCE ± σ (μg/m³)	Secondary Sulfate SCE ± σ (μg/m³)	Secondary Nitrate SCE ± σ (μg/m³)	Construction (Limestone) SCE ± σ (μg/m³)	Oil Combustion SCE ± σ (μg/m³)	Marine Aerosol SCE ± σ (μg/m³)	Calculated Mass ± σ (μg/m³)	Measured Mass ± σ (μg/m³)	Unexplained Mass ± σ (μg/m³)
SNK[c]	09/03/87	17	0.00 ± 0.00	0.43 ± 0.57	0.00 ± 0.00	2.19 ± 0.05	0.00 ± 0.00	0.00 ± 0.00	0.00 ± 0.00	8.68 ± 0.57	11.30 ± 0.85	19.11 ± 3.98	7.81 ± 4.07

[a] See Table 3-2 for site names.

[b] Sampling periods for the summer campaign are: 0000 - 0500, 0500 - 0900, 0900 - 1300, 1300 - 1700, and 1700 - 2400 PST, between 6/19/87 and 9/3/87.

[c] Sampling periods for the fall campaign are: 0000 - 0600, 0600 - 1000, 1000 - 1400, 1400 - 1800, 1800 - 2400 PST, between 11/11/87 and 12/11/87.

Table B-3
Twenty-Four Hour Average Source Contributions to $PM_{2.5}$ Mass at SCAQS Sites Between 6/19/87 to 12/11/87

Site[a]	Date/Time[b]		Primary Geological SCE ± σ (μg/m³)	Primary Motor Veh. Exhaust SCE ± σ (μg/m³)	Vegetative Burning SCE ± σ (μg/m³)	Secondary Sulfate SCE ± σ (μg/m³)	Secondary Nitrate SCE ± σ (μg/m³)	Construction (Limestone) SCE ± σ (μg/m³)	Oil Combustion SCE ± σ (μg/m³)	Marine Aerosol SCE ± σ (μg/m³)	Calculated Mass ± σ (μg/m³)	Measured Mass ± σ (μg/m³)	Unexplained Mass ± σ (μg/m³)
ANAH	06/19/87	24	0.09 ± 0.71	3.09 ± 3.24	0.00 ± 0.00	4.62 ± 0.56	0.45 ± 0.78	0.00 ± 0.00	0.00 ± 0.00	2.19 ± 1.09	10.44 ± 3.74	21.81 ± 8.48	11.37 ± 9.27
ANAH	06/24/87	24	1.34 ± 0.98	6.97 ± 5.02	0.00 ± 0.00	10.40 ± 2.23	1.92 ± 1.87	0.00 ± 0.00	0.00 ± 0.00	1.85 ± 1.18	22.49 ± 5.96	32.01 ± 8.18	9.52 ± 10.12
ANAH	06/25/87	24	0.00 ± 0.00	6.81 ± 5.01	0.00 ± 0.00	8.18 ± 1.32	0.98 ± 1.19	0.00 ± 0.00	0.00 ± 0.00	1.49 ± 1.32	17.46 ± 5.58	24.50 ± 9.37	7.04 ± 10.91
ANAH	07/13/87	24	0.00 ± 0.00	8.32 ± 5.82	0.00 ± 0.00	4.90 ± 1.02	0.43 ± 1.45	0.00 ± 0.00	0.00 ± 0.00	0.08 ± 0.29	13.73 ± 6.17	20.66 ± 8.03	6.93 ± 10.13
ANAH	07/14/87	24	0.00 ± 0.00	6.47 ± 4.85	0.00 ± 0.00	10.81 ± 2.28	0.00 ± 0.00	0.00 ± 0.00	0.00 ± 0.00	0.37 ± 1.14	17.65 ± 5.43	25.34 ± 8.29	7.69 ± 9.91
ANAH	07/15/87	24	0.03 ± 0.53	4.67 ± 3.79	0.00 ± 0.00	5.06 ± 0.80	0.19 ± 1.10	0.00 ± 0.00	0.00 ± 0.00	0.09 ± 0.55	10.04 ± 4.21	15.45 ± 8.31	5.41 ± 9.32
ANAH	08/27/87	24	0.12 ± 0.69	10.65 ± 6.93	0.00 ± 0.00	7.98 ± 1.74	3.55 ± 2.44	0.00 ± 0.00	0.00 ± 0.00	0.57 ± 1.19	22.87 ± 7.72	36.34 ± 8.27	13.47 ± 11.31
ANAH	08/28/87	24	0.00 ± 0.00	7.08 ± 5.19	0.00 ± 0.00	9.77 ± 2.76	2.63 ± 2.03	0.00 ± 0.00	0.00 ± 0.00	0.40 ± 1.04	19.88 ± 6.09	31.22 ± 7.22	11.34 ± 9.45
ANAH	08/29/87	24	0.00 ± 0.00	8.55 ± 5.64	0.00 ± 0.00	13.02 ± 4.38	2.97 ± 2.75	0.00 ± 0.00	0.00 ± 0.00	0.33 ± 1.18	24.86 ± 7.06	38.63 ± 8.33	13.77 ± 10.92
ANAH	09/02/87	24	0.55 ± 2.01	12.93 ± 8.72	0.00 ± 0.00	6.65 ± 2.03	0.00 ± 0.00	0.00 ± 0.00	0.00 ± 0.00	2.01 ± 1.32	22.14 ± 9.27	31.05 ± 8.30	8.91 ± 12.44
ANAH	09/03/87	24	0.00 ± 0.56	5.37 ± 4.58	0.00 ± 0.00	7.35 ± 1.38	1.29 ± 1.59	0.00 ± 0.00	0.00 ± 0.00	1.57 ± 1.23	15.58 ± 5.30	23.86 ± 8.53	8.28 ± 10.04
ANAH	11/11/87	24	0.05 ± 0.72	15.25 ± 11.83	0.00 ± 0.00	0.58 ± 1.93	4.23 ± 4.07	0.00 ± 0.00	0.00 ± 0.00	0.48 ± 0.38	20.59 ± 12.64	22.48 ± 8.39	1.89 ± 15.17
ANAH	11/12/87	24	0.00 ± 0.00	23.70 ± 11.07	0.00 ± 0.00	1.42 ± 0.87	17.35 ± 5.94	0.00 ± 0.00	0.00 ± 0.00	0.74 ± 0.44	43.21 ± 12.63	47.46 ± 8.44	4.25 ± 15.19
ANAH	11/13/87	24	0.61 ± 0.98	11.74 ± 7.07	0.00 ± 0.00	5.13 ± 1.16	16.90 ± 4.43	0.00 ± 0.00	0.00 ± 0.00	1.15 ± 0.48	35.52 ± 8.56	44.05 ± 8.45	8.53 ± 12.03
ANAH	12/03/87	24	2.53 ± 4.65	42.96 ± 21.68	0.00 ± 0.00	8.68 ± 8.04	87.38 ± 17.36	0.00 ± 0.00	0.00 ± 0.00	0.67 ± 0.52	142.21 ± 28.45	174.27 ± 8.59	32.06 ± 29.72
ANAH	12/10/87	24	0.00 ± 0.00	44.64 ± 19.98	0.00 ± 0.00	0.93 ± 5.22	38.67 ± 11.49	0.00 ± 0.00	0.00 ± 0.00	0.49 ± 0.49	84.73 ± 23.24	97.36 ± 8.48	12.63 ± 24.74
ANAH	12/11/87	24	0.00 ± 0.00	53.66 ± 21.49	0.00 ± 0.00	2.81 ± 4.87	42.13 ± 12.75	0.00 ± 0.00	0.00 ± 0.00	0.39 ± 0.50	99.00 ± 25.18	115.18 ± 8.65	16.18 ± 26.62
AZUS	06/19/87	24	5.14 ± 2.37	16.73 ± 9.42	0.00 ± 0.00	5.54 ± 1.63	1.25 ± 2.30	0.00 ± 0.00	0.00 ± 0.00	1.87 ± 1.29	30.53 ± 10.24	40.91 ± 7.83	10.38 ± 12.89
AZUS	06/24/87	24	1.69 ± 1.65	11.35 ± 11.97	0.00 ± 0.00	17.18 ± 6.90	6.08 ± 3.51	0.00 ± 0.00	0.00 ± 0.00	1.25 ± 1.24	37.54 ± 13.17	60.65 ± 7.93	23.11 ± 15.37
AZUS	06/25/87	24	2.06 ± 2.36	16.70 ± 10.00	0.00 ± 0.00	15.79 ± 6.01	10.38 ± 4.84	0.00 ± 0.00	0.00 ± 0.00	0.70 ± 1.20	45.62 ± 11.97	65.72 ± 7.82	20.10 ± 14.30
AZUS	07/13/87	24	2.19 ± 2.32	15.31 ± 9.86	0.00 ± 0.00	4.41 ± 1.66	0.86 ± 2.62	0.00 ± 0.00	0.00 ± 0.00	0.00 ± 0.00	22.77 ± 10.62	32.76 ± 8.15	9.99 ± 13.39
AZUS	07/14/87	24	1.31 ± 1.83	14.54 ± 8.89	0.00 ± 0.00	7.46 ± 2.35	2.12 ± 2.77	0.00 ± 0.00	0.00 ± 0.00	0.22 ± 1.04	25.66 ± 9.79	32.77 ± 8.15	7.11 ± 12.74
AZUS	07/15/87	24	1.46 ± 2.16	15.11 ± 9.14	0.00 ± 0.00	11.80 ± 3.60	4.94 ± 3.75	0.00 ± 0.00	0.00 ± 0.00	0.00 ± 0.00	33.31 ± 10.48	49.07 ± 8.21	15.76 ± 13.31
AZUS	08/27/87	24	4.33 ± 2.63	17.97 ± 10.94	0.00 ± 0.00	8.16 ± 2.53	2.65 ± 3.79	0.00 ± 0.00	0.00 ± 0.00	0.60 ± 1.08	33.70 ± 12.15	52.30 ± 7.91	18.60 ± 14.50
AZUS	08/28/87	24	5.92 ± 3.36	24.96 ± 13.99	0.00 ± 0.00	9.56 ± 4.06	6.23 ± 5.52	0.00 ± 0.00	0.00 ± 0.00	1.31 ± 1.30	47.98 ± 15.74	53.62 ± 7.82	5.64 ± 17.58
AZUS	08/29/87	24	1.32 ± 2.39	17.20 ± 10.32	0.00 ± 0.00	19.49 ± 9.77	10.07 ± 4.80	0.00 ± 0.00	0.00 ± 0.00	0.13 ± 1.06	48.22 ± 12.44	66.82 ± 7.86	18.60 ± 14.72
AZUS	09/02/87	24	5.79 ± 1.88	10.66 ± 6.62	0.00 ± 0.00	3.12 ± 0.85	0.00 ± 0.00	0.00 ± 0.00	0.00 ± 0.00	0.29 ± 0.36	19.86 ± 7.01	29.98 ± 7.69	10.12 ± 10.41
AZUS	09/03/87	24	4.71 ± 1.91	10.99 ± 7.10	0.00 ± 0.00	6.93 ± 1.48	0.00 ± 0.00	0.00 ± 0.00	0.00 ± 0.00	1.19 ± 1.22	23.82 ± 7.66	33.59 ± 7.93	9.77 ± 11.03
BURK	06/19/87	24	0.20 ± 0.93	12.28 ± 7.74	0.00 ± 0.00	5.82 ± 1.63	2.29 ± 3.02	0.00 ± 0.00	0.00 ± 0.00	1.80 ± 1.08	22.38 ± 8.62	34.69 ± 7.78	12.31 ± 11.61
BURK	06/24/87	24	0.08 ± 0.92	13.69 ± 8.94	0.00 ± 0.00	22.26 ± 9.58	5.73 ± 3.11	0.00 ± 0.00	0.00 ± 0.00	1.25 ± 1.20	43.01 ± 10.58	63.32 ± 7.72	20.31 ± 13.10

Table B-3 (continued)
Twenty-Four Hour Average Source Contributions to $PM_{2.5}$ Mass at SCAQS Sites Between 6/19/87 to 12/11/87

Site[a]	Date/Time[b]		Primary Geological SCE ± σ (μg/m³)	Primary Motor Veh. Exhaust SCE ± σ (μg/m³)	Vegetative Burning SCE ± σ (μg/m³)	Secondary Sulfate SCE ± σ (μg/m³)	Secondary Nitrate SCE ± σ (μg/m³)	Construction (Limestone) SCE ± σ (μg/m³)	Oil Combustion SCE ± σ (μg/m³)	Marine Aerosol SCE ± σ (μg/m³)	Calculated Mass ± σ (μg/m³)	Measured Mass ± σ (μg/m³)	Unexplained Mass ± σ (μg/m³)
BURK	06/25/87	24	0.00 ± 0.00	13.41 ± 8.23	0.00 ± 0.00	17.32 ± 6.99	10.41 ± 4.41	0.00 ± 0.00	0.00 ± 0.00	0.49 ± 1.15	41.64 ± 10.15	63.00 ± 7.75	21.36 ± 12.77
BURK	07/13/87	24	0.00 ± 0.00	12.63 ± 7.44	0.00 ± 0.00	3.76 ± 1.05	0.49 ± 2.11	0.00 ± 0.00	0.00 ± 0.00	0.27 ± 0.49	17.16 ± 7.89	22.89 ± 7.63	5.73 ± 10.98
BURK	07/14/87	24	0.00 ± 0.00	13.17 ± 8.71	0.00 ± 0.00	9.34 ± 3.25	3.03 ± 2.46	0.00 ± 0.00	0.00 ± 0.00	0.13 ± 0.80	25.66 ± 9.41	34.04 ± 7.66	8.38 ± 12.13
BURK	07/15/87	24	0.00 ± 0.00	13.26 ± 8.13	0.00 ± 0.00	14.37 ± 4.74	7.04 ± 3.68	0.00 ± 0.00	0.00 ± 0.00	0.00 ± 0.00	34.66 ± 9.45	50.53 ± 7.66	15.87 ± 12.16
BURK	08/27/87	24	0.00 ± 0.00	11.32 ± 8.93	0.00 ± 0.00	7.96 ± 1.82	4.43 ± 2.94	0.00 ± 0.00	0.00 ± 0.00	0.53 ± 1.12	24.24 ± 9.67	37.77 ± 7.70	13.53 ± 12.36
BURK	08/28/87	24	0.00 ± 0.00	16.55 ± 9.78	0.00 ± 0.00	8.43 ± 2.65	5.10 ± 3.97	0.00 ± 0.00	0.00 ± 0.00	0.51 ± 1.21	30.58 ± 10.88	42.54 ± 7.51	11.96 ± 13.22
BURK	08/29/87	24	0.00 ± 0.00	18.66 ± 10.53	0.00 ± 0.00	16.51 ± 10.73	9.19 ± 5.42	0.00 ± 0.00	0.00 ± 0.00	0.00 ± 0.00	44.36 ± 12.65	57.52 ± 7.81	13.16 ± 14.87
BURK	09/02/87	24	0.70 ± 1.59	12.59 ± 7.60	0.00 ± 0.00	2.46 ± 0.81	0.00 ± 0.00	0.00 ± 0.00	0.00 ± 0.00	0.41 ± 0.34	16.16 ± 7.89	25.54 ± 7.74	9.38 ± 11.05
BURK	09/03/87	24	0.00 ± 0.00	11.56 ± 7.43	0.00 ± 0.00	9.34 ± 2.18	2.28 ± 2.23	0.00 ± 0.00	0.00 ± 0.00	1.35 ± 1.09	24.53 ± 8.12	36.80 ± 7.72	12.27 ± 11.20
BURK	11/11/87	24	0.05 ± 0.79	16.42 ± 7.47	0.00 ± 0.00	0.09 ± 0.24	0.11 ± 2.09	0.00 ± 0.00	0.00 ± 0.00	0.24 ± 0.35	16.91 ± 7.83	24.99 ± 8.25	8.08 ± 11.37
BURK	11/12/87	24	0.00 ± 0.00	25.31 ± 11.43	0.00 ± 0.00	0.50 ± 1.14	17.81 ± 6.41	0.00 ± 0.00	0.00 ± 0.00	0.54 ± 0.45	44.16 ± 13.16	59.58 ± 8.22	15.42 ± 15.52
BURK	11/13/87	24	0.00 ± 0.00	28.60 ± 14.63	0.00 ± 0.00	10.06 ± 5.93	24.35 ± 8.31	0.00 ± 0.00	0.00 ± 0.00	0.93 ± 0.51	63.95 ± 17.18	78.90 ± 8.27	14.95 ± 19.07
BURK	12/03/87	24	0.00 ± 0.00	56.84 ± 23.54	0.00 ± 0.00	3.72 ± 7.93	54.31 ± 13.83	0.00 ± 0.00	0.00 ± 0.00	0.15 ± 0.59	115.01 ± 27.59	151.53 ± 8.32	36.52 ± 28.82
BURK	12/10/87	24	0.00 ± 0.00	32.46 ± 13.58	0.00 ± 0.00	0.04 ± 0.63	11.47 ± 7.42	0.00 ± 0.00	0.00 ± 0.00	0.26 ± 0.46	44.23 ± 15.50	58.10 ± 8.24	13.87 ± 17.55
BURK	12/11/87	24	0.00 ± 0.00	39.74 ± 17.56	0.00 ± 0.00	1.01 ± 3.57	21.55 ± 10.55	0.00 ± 0.00	0.00 ± 0.00	0.45 ± 0.36	62.75 ± 20.58	96.49 ± 8.28	33.74 ± 22.18
CELA	06/19/87	24	0.24 ± 1.52	11.33 ± 7.27	0.00 ± 0.00	5.78 ± 1.66	0.71 ± 2.22	0.00 ± 0.00	0.00 ± 0.00	1.98 ± 1.05	20.04 ± 8.02	27.19 ± 7.82	7.15 ± 11.20
CELA	06/24/87	24	0.11 ± 1.49	13.60 ± 8.67	0.00 ± 0.00	23.29 ± 11.14	5.73 ± 3.55	0.00 ± 0.00	0.00 ± 0.00	1.35 ± 1.22	44.07 ± 10.67	63.67 ± 7.89	19.60 ± 13.27
CELA	06/25/87	24	0.00 ± 0.00	12.65 ± 8.10	0.00 ± 0.00	18.79 ± 8.00	9.28 ± 4.59	0.00 ± 0.00	0.00 ± 0.00	0.54 ± 1.18	41.26 ± 10.21	58.26 ± 7.92	17.00 ± 12.92
CELA	07/13/87	24	0.00 ± 0.00	10.84 ± 6.99	0.00 ± 0.00	4.57 ± 1.21	1.55 ± 2.31	0.00 ± 0.00	0.00 ± 0.00	0.21 ± 0.50	17.17 ± 7.53	21.07 ± 7.85	3.90 ± 10.88
CELA	07/14/87	24	0.00 ± 0.00	11.21 ± 7.44	0.00 ± 0.00	11.76 ± 4.32	3.01 ± 2.69	0.00 ± 0.00	0.00 ± 0.00	0.03 ± 0.84	26.02 ± 8.43	35.19 ± 8.02	9.17 ± 11.64
CELA	07/15/87	24	0.03 ± 0.62	12.81 ± 8.05	0.00 ± 0.00	14.27 ± 4.28	3.57 ± 3.51	0.00 ± 0.00	0.00 ± 0.00	0.00 ± 0.00	30.67 ± 9.30	44.01 ± 8.00	13.34 ± 12.27
CELA	08/27/87	24	0.00 ± 0.00	12.40 ± 7.63	0.00 ± 0.00	7.37 ± 1.68	2.35 ± 2.33	0.00 ± 0.00	0.00 ± 0.00	0.55 ± 0.85	22.68 ± 8.24	34.32 ± 7.85	11.64 ± 11.38
CELA	08/28/87	24	0.22 ± 0.64	13.95 ± 8.33	0.00 ± 0.00	10.10 ± 2.91	3.25 ± 3.68	0.00 ± 0.00	0.00 ± 0.00	0.68 ± 1.21	28.20 ± 9.54	44.78 ± 7.96	16.58 ± 12.42
CELA	08/29/87	24	0.00 ± 0.00	13.80 ± 8.03	0.00 ± 0.00	18.13 ± 6.92	5.93 ± 3.51	0.00 ± 0.00	0.00 ± 0.00	0.00 ± 0.00	37.85 ± 9.53	55.53 ± 7.88	17.68 ± 12.37
CELA	09/02/87	24	0.00 ± 0.00	18.50 ± 10.89	0.00 ± 0.00	2.98 ± 1.74	0.00 ± 0.00	0.00 ± 0.00	0.00 ± 0.00	0.43 ± 0.80	21.90 ± 11.08	33.20 ± 7.93	11.30 ± 13.63
CELA	09/03/87	24	0.00 ± 0.00	13.57 ± 9.42	0.00 ± 0.00	9.38 ± 2.79	1.65 ± 3.42	0.00 ± 0.00	0.00 ± 0.00	1.65 ± 1.15	26.25 ± 10.36	35.46 ± 7.97	9.21 ± 13.07
CELA	11/11/87	24	0.43 ± 2.16	17.56 ± 8.50	0.00 ± 0.00	0.13 ± 0.62	0.79 ± 2.80	0.00 ± 0.00	0.00 ± 0.00	0.33 ± 0.39	19.24 ± 9.27	38.35 ± 8.45	19.11 ± 12.54
CELA	11/12/87	24	1.13 ± 2.87	25.14 ± 12.61	0.00 ± 0.00	1.00 ± 1.90	12.14 ± 5.55	0.00 ± 0.00	0.00 ± 0.00	0.54 ± 0.47	39.95 ± 14.21	63.72 ± 8.51	23.77 ± 16.56
CELA	11/13/87	24	0.83 ± 1.95	27.06 ± 14.70	0.00 ± 0.00	10.90 ± 6.02	22.38 ± 8.28	0.00 ± 0.00	0.00 ± 0.00	2.52 ± 0.92	63.69 ± 17.36	94.83 ± 8.67	31.14 ± 19.40

Table B-3 (continued)
Twenty-Four Hour Average Source Contributions to $PM_{2.5}$ Mass at SCAQS Sites Between 6/19/87 to 12/11/87

Site[a]	Date/Time[b]		Primary Geological SCE ± σ (μg/m³)	Primary Motor Veh. Exhaust SCE ± σ (μg/m³)	Vegetative Burning SCE ± σ (μg/m³)	Secondary Sulfate SCE ± σ (μg/m³)	Secondary Nitrate SCE ± σ (μg/m³)	Construction (Limestone) SCE ± σ (μg/m³)	Oil Combustion SCE ± σ (μg/m³)	Marine Aerosol SCE ± σ (μg/m³)	Calculated Mass ± σ (μg/m³)	Measured Mass ± σ (μg/m³)	Unexplained Mass ± σ (μg/m³)
CELA	12/03/87	24	3.71 ± 5.16	41.99 ± 20.14	0.00 ± 0.00	4.76 ± 5.85	47.27 ± 11.86	0.00 ± 0.00	0.00 ± 0.00	1.99 ± 0.82	99.72 ± 24.19	143.55 ± 8.63	43.83 ± 25.68
CELA	12/10/87	24	0.00 ± 0.00	30.52 ± 12.53	0.00 ± 0.00	0.00 ± 0.00	13.46 ± 6.96	0.00 ± 0.00	0.00 ± 0.00	1.13 ± 0.56	45.11 ± 14.34	68.41 ± 8.41	23.30 ± 16.62
CELA	12/11/87	24	0.34 ± 2.06	55.05 ± 22.67	0.00 ± 0.00	1.56 ± 3.98	36.59 ± 13.93	0.00 ± 0.00	0.00 ± 0.00	1.79 ± 0.84	95.33 ± 26.77	132.42 ± 8.71	37.09 ± 28.15
CLAR	06/19/87	24	0.41 ± 1.51	11.23 ± 6.97	0.00 ± 0.00	4.80 ± 1.03	2.80 ± 2.64	0.00 ± 0.00	0.00 ± 0.00	1.16 ± 1.25	20.40 ± 7.85	32.26 ± 7.67	11.86 ± 10.98
CLAR	06/24/87	24	0.13 ± 1.23	12.61 ± 8.31	0.00 ± 0.00	12.20 ± 4.53	8.03 ± 3.43	0.00 ± 0.00	0.00 ± 0.00	0.99 ± 1.26	33.96 ± 9.61	54.86 ± 7.62	20.90 ± 12.26
CLAR	06/25/87	24	0.96 ± 1.93	14.48 ± 9.47	0.00 ± 0.00	10.57 ± 3.51	8.67 ± 4.25	0.00 ± 0.00	0.00 ± 0.00	0.53 ± 1.25	35.21 ± 10.96	54.50 ± 7.65	19.29 ± 13.37
CLAR	07/13/87	24	0.28 ± 1.18	12.53 ± 8.08	0.00 ± 0.00	3.86 ± 1.23	0.91 ± 2.06	0.00 ± 0.00	0.00 ± 0.00	0.06 ± 0.42	17.63 ± 8.58	24.23 ± 7.66	6.60 ± 11.50
CLAR	07/14/87	24	0.00 ± 0.00	13.47 ± 8.39	0.00 ± 0.00	7.77 ± 2.80	1.90 ± 2.11	0.00 ± 0.00	0.00 ± 0.00	0.00 ± 0.00	23.14 ± 8.93	31.95 ± 7.74	8.81 ± 11.82
CLAR	07/15/87	24	0.02 ± 0.53	11.63 ± 7.14	0.00 ± 0.00	10.04 ± 2.74	6.21 ± 3.52	0.00 ± 0.00	0.00 ± 0.00	0.00 ± 0.00	27.90 ± 8.34	40.13 ± 7.76	12.23 ± 11.39
CLAR	08/27/87	24	1.43 ± 2.20	14.72 ± 9.14	0.00 ± 0.00	6.81 ± 1.87	3.68 ± 3.34	0.00 ± 0.00	0.00 ± 0.00	0.00 ± 0.00	26.65 ± 10.17	46.41 ± 7.61	19.76 ± 12.70
CLAR	08/28/87	24	1.36 ± 2.28	16.28 ± 9.77	0.00 ± 0.00	8.43 ± 2.77	3.56 ± 3.46	0.00 ± 0.00	0.00 ± 0.00	0.00 ± 0.00	29.63 ± 10.87	46.03 ± 7.71	16.40 ± 13.33
CLAR	08/29/87	24	1.04 ± 2.08	16.92 ± 9.90	0.00 ± 0.00	16.97 ± 6.77	10.32 ± 4.55	0.00 ± 0.00	0.00 ± 0.00	0.32 ± 1.32	45.57 ± 11.77	65.88 ± 7.74	20.31 ± 14.09
CLAR	09/02/87	24	3.68 ± 1.60	8.02 ± 5.35	0.00 ± 0.00	2.84 ± 0.58	0.00 ± 0.00	0.00 ± 0.00	0.00 ± 0.00	0.18 ± 0.38	14.73 ± 5.70	22.97 ± 7.64	8.24 ± 9.53
CLAR	09/03/87	24	0.99 ± 1.89	11.55 ± 8.62	0.00 ± 0.00	6.07 ± 1.46	0.81 ± 0.77	0.00 ± 0.00	0.00 ± 0.00	0.53 ± 1.22	19.95 ± 9.12	31.65 ± 7.62	11.70 ± 11.88
HAWT	06/19/87	24	0.33 ± 1.00	3.88 ± 3.73	0.00 ± 0.00	4.65 ± 0.74	0.19 ± 0.44	0.00 ± 0.00	0.00 ± 0.00	2.53 ± 1.00	11.58 ± 4.19	20.45 ± 8.08	8.87 ± 9.10
HAWT	06/24/87	24	0.81 ± 1.18	6.43 ± 4.89	0.00 ± 0.00	22.63 ± 9.23	0.59 ± 1.59	0.00 ± 0.00	0.00 ± 0.00	1.75 ± 1.18	32.21 ± 6.85	54.49 ± 8.02	22.28 ± 10.55
HAWT	06/25/87	24	0.06 ± 0.49	5.60 ± 4.37	0.00 ± 0.00	19.30 ± 6.42	0.97 ± 1.75	0.00 ± 0.00	0.00 ± 0.00	0.48 ± 0.86	26.40 ± 5.99	43.40 ± 8.11	17.00 ± 10.08
HAWT	07/13/87	24	0.05 ± 0.44	1.17 ± 1.94	0.00 ± 0.00	5.01 ± 0.58	0.00 ± 0.00	0.00 ± 0.00	0.00 ± 0.00	1.01 ± 0.72	7.25 ± 2.38	10.12 ± 8.00	2.87 ± 8.35
HAWT	07/14/87	24	0.39 ± 0.90	3.70 ± 3.52	0.00 ± 0.00	12.28 ± 3.93	0.00 ± 0.00	0.00 ± 0.00	0.00 ± 0.00	0.10 ± 0.42	16.47 ± 4.47	27.22 ± 8.10	10.75 ± 9.25
HAWT	07/15/87	24	0.04 ± 0.45	4.18 ± 3.49	0.00 ± 0.00	11.22 ± 2.18	0.00 ± 0.00	0.00 ± 0.00	0.00 ± 0.00	0.07 ± 0.56	15.50 ± 4.13	27.62 ± 8.10	12.12 ± 9.09
HAWT	08/27/87	24	0.01 ± 0.80	4.24 ± 3.61	0.00 ± 0.00	8.04 ± 1.11	0.00 ± 0.00	0.00 ± 0.00	0.00 ± 0.00	0.82 ± 0.94	13.09 ± 4.12	16.74 ± 6.85	3.65 ± 7.99
HAWT	08/28/87	24	0.00 ± 0.00	9.38 ± 7.52	0.00 ± 0.00	14.06 ± 4.01	0.00 ± 0.00	0.00 ± 0.00	0.00 ± 0.00	0.88 ± 1.15	24.32 ± 8.11	29.18 ± 8.47	4.86 ± 11.73
HAWT	08/29/87	24	0.41 ± 1.27	7.40 ± 5.51	0.00 ± 0.00	22.62 ± 11.48	0.00 ± 0.00	0.00 ± 0.00	0.00 ± 0.00	0.76 ± 1.05	31.18 ± 7.41	61.08 ± 8.13	29.90 ± 11.00
HAWT	09/02/87	24	0.00 ± 0.00	6.61 ± 4.61	0.00 ± 0.00	6.50 ± 0.96	0.00 ± 0.00	0.00 ± 0.00	0.00 ± 0.00	2.22 ± 1.14	15.33 ± 4.96	19.22 ± 7.98	3.89 ± 9.40
HAWT	09/03/87	24	0.09 ± 0.91	7.09 ± 5.23	0.00 ± 0.00	12.78 ± 3.00	0.00 ± 0.00	0.00 ± 0.00	0.00 ± 0.00	1.26 ± 1.16	21.21 ± 5.96	26.23 ± 7.95	5.02 ± 9.94
HAWT	11/11/87	24	0.36 ± 1.85	11.47 ± 6.39	0.00 ± 0.00	0.66 ± 0.35	0.05 ± 0.96	0.00 ± 0.00	0.00 ± 0.00	0.14 ± 0.30	12.68 ± 6.78	19.03 ± 8.59	6.35 ± 10.94
HAWT	11/12/87	24	0.41 ± 1.66	24.18 ± 11.99	0.00 ± 0.00	3.41 ± 2.03	17.74 ± 9.08	0.00 ± 0.00	0.00 ± 0.00	0.68 ± 0.41	46.43 ± 15.23	58.59 ± 8.71	12.16 ± 17.54
HAWT	11/13/87	24	0.00 ± 0.00	16.47 ± 9.86	0.00 ± 0.00	10.10 ± 4.83	12.92 ± 6.38	0.00 ± 0.00	0.00 ± 0.00	1.42 ± 0.53	40.91 ± 12.13	53.34 ± 8.81	12.43 ± 14.99
HAWT	12/03/87	24	0.28 ± 4.71	43.54 ± 22.86	0.00 ± 0.00	4.99 ± 8.23	37.94 ± 12.77	0.00 ± 0.00	0.00 ± 0.00	1.37 ± 0.71	88.11 ± 26.90	127.99 ± 9.41	39.88 ± 28.50

Table B-3 (continued)
Twenty-Four Hour Average Source Contributions to $PM_{2.5}$ Mass at SCAQS Sites Between 6/19/87 to 12/11/87

Site[a]	Date/Time[b]		Primary Geological SCE ± σ (μg/m³)	Primary Motor Veh. Exhaust SCE ± σ (μg/m³)	Vegetative Burning SCE ± σ (μg/m³)	Secondary Sulfate SCE ± σ (μg/m³)	Secondary Nitrate SCE ± σ (μg/m³)	Construction (Limestone) SCE ± σ (μg/m³)	Oil Combustion SCE ± σ (μg/m³)	Marine Aerosol SCE ± σ (μg/m³)	Calculated Mass ± σ (μg/m³)	Measured Mass ± σ (μg/m³)	Unexplained Mass ± σ (μg/m³)
HAWT	12/10/87	24	0.00 ± 0.00	35.67 ± 15.83	0.00 ± 0.00	0.54 ± 0.66	13.36 ± 8.30	0.00 ± 0.00	0.00 ± 0.00	0.59 ± 0.44	50.15 ± 17.90	67.59 ± 8.88	17.44 ± 19.98
HAWT	12/11/87	24	0.01 ± 3.69	43.59 ± 20.97	0.00 ± 0.00	6.84 ± 6.93	22.07 ± 11.30	0.00 ± 0.00	0.00 ± 0.00	0.49 ± 0.46	73.00 ± 24.36	86.78 ± 8.90	13.78 ± 25.93
LBCC	06/19/87	24	0.69 ± 0.87	4.32 ± 3.64	0.00 ± 0.00	4.73 ± 0.62	0.00 ± 0.00	0.00 ± 0.00	0.00 ± 0.00	2.29 ± 1.06	12.03 ± 4.05	25.48 ± 7.91	13.45 ± 8.89
LBCC	06/24/87	24	0.01 ± 0.35	3.75 ± 3.44	0.00 ± 0.00	12.42 ± 3.13	1.26 ± 1.23	0.00 ± 0.00	0.00 ± 0.00	1.10 ± 1.00	18.54 ± 4.48	27.40 ± 7.96	8.86 ± 9.13
LBCC	06/25/87	24	0.13 ± 0.78	3.54 ± 3.35	0.00 ± 0.00	9.51 ± 1.47	1.67 ± 0.89	0.00 ± 0.00	0.00 ± 0.00	0.84 ± 1.03	15.68 ± 4.09	22.51 ± 8.13	6.83 ± 9.10
LBCC	07/13/87	24	0.66 ± 1.05	5.27 ± 5.73	0.00 ± 0.00	4.89 ± 0.90	0.17 ± 1.38	0.00 ± 0.00	0.80 ± 2.85	0.22 ± 0.53	12.00 ± 6.48	19.27 ± 7.91	7.27 ± 10.23
LBCC	07/14/87	24	0.78 ± 1.11	5.26 ± 4.19	0.00 ± 0.00	11.30 ± 2.13	0.00 ± 0.00	0.00 ± 0.00	0.10 ± 0.43	0.09 ± 0.48	17.52 ± 4.90	26.35 ± 8.26	8.83 ± 9.60
LBCC	07/15/87	24	0.03 ± 0.23	2.02 ± 1.99	0.00 ± 0.00	5.73 ± 0.62	0.00 ± 0.00	0.00 ± 0.00	0.00 ± 0.00	0.04 ± 0.15	7.83 ± 2.31	11.43 ± 7.84	3.60 ± 8.17
LBCC	08/27/87	24	3.35 ± 2.50	8.88 ± 5.91	0.00 ± 0.00	8.54 ± 1.65	0.00 ± 0.00	0.00 ± 0.00	0.00 ± 0.00	0.70 ± 0.98	21.47 ± 6.76	31.65 ± 7.96	10.18 ± 10.44
LBCC	08/28/87	24	0.46 ± 1.34	8.04 ± 5.87	0.00 ± 0.00	15.89 ± 5.83	2.16 ± 2.03	0.00 ± 0.00	0.00 ± 0.00	0.53 ± 0.96	27.09 ± 7.19	36.45 ± 7.90	9.36 ± 10.68
LBCC	08/29/87	24	0.01 ± 0.54	5.08 ± 3.81	0.00 ± 0.00	15.34 ± 3.64	0.00 ± 0.00	0.00 ± 0.00	0.00 ± 0.00	0.45 ± 0.77	20.88 ± 4.80	30.68 ± 7.95	9.80 ± 9.29
LBCC	09/02/87	24	0.56 ± 1.50	12.62 ± 9.14	0.00 ± 0.00	8.43 ± 2.39	0.00 ± 0.00	0.00 ± 0.00	0.00 ± 0.00	1.94 ± 1.28	23.56 ± 9.60	29.78 ± 7.84	6.22 ± 12.39
LBCC	09/03/87	24	0.00 ± 0.00	2.52 ± 2.94	0.00 ± 0.00	10.67 ± 1.79	0.00 ± 0.00	0.00 ± 0.00	0.00 ± 0.00	1.39 ± 0.98	14.58 ± 3.66	18.83 ± 7.95	4.25 ± 8.75
LBCC	11/11/87	24	0.48 ± 2.09	16.93 ± 9.11	0.00 ± 0.00	0.62 ± 1.04	0.81 ± 1.68	0.00 ± 0.00	0.00 ± 0.00	0.30 ± 0.41	19.14 ± 9.62	24.81 ± 8.79	5.67 ± 13.03
LBCC	11/12/87	24	0.00 ± 0.00	19.24 ± 11.53	0.00 ± 0.00	2.29 ± 1.27	10.74 ± 5.83	0.00 ± 0.00	0.00 ± 0.00	0.45 ± 4.11	32.72 ± 13.64	53.58 ± 8.73	20.86 ± 16.19
LBCC	11/13/87	24	0.00 ± 0.00	10.68 ± 6.79	0.00 ± 0.00	5.46 ± 1.26	11.93 ± 4.26	0.00 ± 0.00	0.00 ± 0.00	0.85 ± 0.40	28.94 ± 8.18	33.22 ± 8.66	4.28 ± 11.91
LBCC	12/03/87	24	0.00 ± 0.00	65.33 ± 30.21	0.00 ± 0.00	5.87 ± 14.06	53.49 ± 18.20	0.00 ± 0.00	0.00 ± 0.00	0.42 ± 0.71	125.11 ± 35.68	155.71 ± 9.08	30.60 ± 36.82
LBCC	12/10/87	24	0.30 ± 2.14	50.77 ± 21.84	0.00 ± 0.00	0.82 ± 1.39	23.21 ± 12.10	0.00 ± 0.00	0.00 ± 0.00	0.41 ± 0.55	75.52 ± 25.11	85.09 ± 8.82	9.57 ± 26.61
LBCC	12/11/87	24	0.00 ± 0.00	42.54 ± 19.56	0.00 ± 0.00	5.60 ± 7.13	24.57 ± 10.52	0.00 ± 0.00	0.00 ± 0.00	0.18 ± 0.40	72.89 ± 22.46	83.86 ± 8.70	10.97 ± 24.09
RIVR	06/19/87	24	1.28 ± 1.97	12.06 ± 7.52	0.00 ± 0.00	4.52 ± 0.98	14.33 ± 4.42	0.23 ± 1.09	0.00 ± 0.00	0.56 ± 0.51	33.00 ± 9.15	46.12 ± 9.08	13.12 ± 12.89
RIVR	06/24/87	24	1.48 ± 2.46	16.00 ± 10.00	0.00 ± 0.00	10.74 ± 4.20	35.64 ± 7.82	0.50 ± 1.44	0.00 ± 0.00	0.68 ± 0.82	65.05 ± 13.36	82.28 ± 8.27	17.23 ± 15.71
RIVR	06/25/87	24	1.46 ± 2.44	16.86 ± 9.48	0.00 ± 0.00	10.07 ± 3.41	32.00 ± 7.53	0.59 ± 1.42	0.00 ± 0.00	0.45 ± 1.25	61.44 ± 12.78	86.31 ± 9.02	24.87 ± 15.64
RIVR	07/13/87	24	0.85 ± 2.07	13.03 ± 8.04	0.00 ± 0.00	5.77 ± 1.48	14.82 ± 4.27	0.82 ± 1.24	0.00 ± 0.00	0.04 ± 0.91	35.33 ± 9.63	47.63 ± 7.80	12.30 ± 12.39
RIVR	07/14/87	24	0.48 ± 2.01	14.23 ± 8.40	0.00 ± 0.00	8.37 ± 2.59	17.06 ± 4.92	0.31 ± 1.17	0.00 ± 0.00	0.08 ± 0.98	40.53 ± 10.31	51.50 ± 7.92	10.97 ± 13.00
RIVR	07/15/87	24	0.46 ± 1.80	10.98 ± 7.38	0.00 ± 0.00	10.04 ± 3.89	27.41 ± 6.05	0.23 ± 1.07	0.00 ± 0.00	0.22 ± 0.60	49.33 ± 10.16	64.80 ± 7.92	15.47 ± 12.88
RIVR	08/27/87	24	3.24 ± 2.55	16.15 ± 9.67	0.00 ± 0.00	9.02 ± 2.95	31.89 ± 7.40	0.80 ± 1.49	0.00 ± 0.00	0.08 ± 0.57	61.18 ± 12.80	79.47 ± 9.72	18.29 ± 16.07
RIVR	08/28/87	24	4.54 ± 2.98	19.00 ± 10.86	0.00 ± 0.00	11.73 ± 4.40	37.24 ± 7.94	1.45 ± 1.77	0.00 ± 0.00	0.17 ± 0.67	74.14 ± 14.25	94.64 ± 8.18	20.50 ± 16.43
RIVR	08/29/87	24	1.69 ± 2.38	15.11 ± 9.10	0.00 ± 0.00	12.53 ± 4.66	40.15 ± 8.60	0.35 ± 1.39	0.00 ± 0.00	0.04 ± 0.59	69.87 ± 13.21	87.01 ± 8.13	17.14 ± 15.51
RIVR	09/02/87	24	3.96 ± 1.75	8.64 ± 5.86	0.00 ± 0.00	3.18 ± 1.09	7.40 ± 2.79	0.40 ± 0.94	0.00 ± 0.00	0.15 ± 0.35	23.73 ± 6.92	30.04 ± 8.32	6.31 ± 10.82

Table B-3 (continued)
Twenty-Four Hour Average Source Contributions to $PM_{2.5}$ Mass at SCAQS Sites Between 6/19/87 to 12/11/87

Site[a]	Date/Time[b]		Primary Geological SCE ± σ (μg/m³)	Primary Motor Veh. Exhaust SCE ± σ (μg/m³)	Vegetative Burning SCE ± σ (μg/m³)	Secondary Sulfate SCE ± σ (μg/m³)	Secondary Nitrate SCE ± σ (μg/m³)	Construction (Limestone) SCE ± σ (μg/m³)	Oil Combustion SCE ± σ (μg/m³)	Marine Aerosol SCE ± σ (μg/m³)	Calculated Mass ± σ (μg/m³)	Measured Mass ± σ (μg/m³)	Unexplained Mass ± σ (μg/m³)
RIVR	09/03/87	24	2.70 ± 2.50	14.50 ± 9.64	0.00 ± 0.00	6.02 ± 1.80	8.20 ± 4.25	1.48 ± 1.58	0.00 ± 0.00	1.02 ± 1.04	33.92 ± 11.17	43.19 ± 7.92	9.27 ± 13.69
RIVR	11/11/87	24	5.40 ± 2.95	17.99 ± 9.01	0.00 ± 0.00	0.06 ± 0.61	3.15 ± 3.49	6.40 ± 3.24	0.00 ± 0.00	0.19 ± 0.37	33.18 ± 10.66	45.54 ± 8.31	12.36 ± 13.52
RIVR	11/12/87	24	3.42 ± 3.17	20.51 ± 10.54	0.00 ± 0.00	0.96 ± 1.46	15.62 ± 5.08	8.99 ± 3.98	0.00 ± 0.00	0.25 ± 0.32	49.75 ± 12.86	60.43 ± 8.24	10.68 ± 15.27
RIVR	11/13/87	24	2.06 ± 3.75	29.47 ± 15.80	0.00 ± 0.00	4.90 ± 4.20	45.34 ± 12.60	5.12 ± 3.58	0.00 ± 0.00	0.70 ± 0.46	87.58 ± 21.06	97.22 ± 8.33	9.64 ± 22.65
RIVR	12/03/87	24	8.25 ± 6.75	51.28 ± 24.62	0.00 ± 0.00	4.88 ± 9.49	82.49 ± 18.87	7.45 ± 5.10	0.00 ± 0.00	0.28 ± 0.49	154.63 ± 32.43	185.91 ± 9.27	31.28 ± 33.73
RIVR	12/10/87	24	2.49 ± 5.04	34.96 ± 15.38	0.00 ± 0.00	0.02 ± 0.32	24.73 ± 9.14	5.51 ± 3.99	0.00 ± 0.00	0.07 ± 0.50	67.79 ± 19.02	81.19 ± 8.32	13.40 ± 20.76
RIVR	12/11/87	24	0.92 ± 4.12	23.12 ± 12.56	0.00 ± 0.00	0.00 ± 0.00	10.24 ± 6.88	2.40 ± 3.00	0.00 ± 0.00	0.07 ± 0.41	36.74 ± 15.20	44.78 ± 7.86	8.04 ± 17.11
SNIC	06/19/87	24	0.26 ± 0.73	1.06 ± 1.87	0.00 ± 0.00	2.76 ± 0.20	0.00 ± 0.00	0.00 ± 0.00	0.00 ± 0.00	1.88 ± 0.63	5.96 ± 2.20	16.88 ± 8.15	10.92 ± 8.44
SNIC	06/24/87	24	0.01 ± 0.08	1.40 ± 1.54	0.00 ± 0.00	3.11 ± 0.21	0.00 ± 0.00	0.00 ± 0.00	0.00 ± 0.00	1.05 ± 0.68	5.57 ± 1.82	10.89 ± 8.07	5.32 ± 8.27
SNIC	06/25/87	24	0.02 ± 0.12	1.06 ± 1.46	0.00 ± 0.00	2.55 ± 0.16	0.00 ± 0.00	0.00 ± 0.00	0.00 ± 0.00	0.71 ± 0.66	4.34 ± 1.71	8.87 ± 8.25	4.53 ± 8.43
SNIC	07/13/87	24	0.11 ± 0.28	0.39 ± 1.62	0.00 ± 0.00	2.10 ± 0.14	0.00 ± 0.00	0.00 ± 0.00	0.00 ± 0.00	0.44 ± 0.47	3.04 ± 1.80	7.59 ± 8.01	4.55 ± 8.21
SNIC	07/14/87	24	0.04 ± 0.13	0.54 ± 1.47	0.00 ± 0.00	1.87 ± 0.13	0.00 ± 0.00	0.00 ± 0.00	0.00 ± 0.00	0.06 ± 0.25	2.51 ± 1.59	3.76 ± 8.13	1.25 ± 8.28
SNIC	07/15/87	24	0.06 ± 0.16	0.43 ± 1.39	0.00 ± 0.00	1.15 ± 0.10	0.00 ± 0.00	0.00 ± 0.00	0.00 ± 0.00	0.07 ± 0.16	1.71 ± 1.48	4.62 ± 8.14	2.91 ± 8.27
SNIC	08/27/87	24	0.01 ± 0.09	0.44 ± 1.24	0.00 ± 0.00	3.54 ± 0.27	0.00 ± 0.00	0.00 ± 0.00	0.00 ± 0.00	0.20 ± 0.36	4.19 ± 1.49	8.21 ± 8.18	4.02 ± 8.31
SNIC	08/28/87	24	2.78 ± 0.79	0.75 ± 0.92	0.00 ± 0.00	5.45 ± 0.54	0.00 ± 0.00	0.00 ± 0.00	0.00 ± 0.00	1.89 ± 0.62	10.88 ± 1.72	16.97 ± 8.25	6.09 ± 8.43
SNIC	08/29/87	24	0.00 ± 0.00	2.22 ± 3.91	0.00 ± 0.00	4.35 ± 0.51	0.00 ± 0.00	0.00 ± 0.00	0.00 ± 0.00	1.03 ± 0.61	7.61 ± 4.07	14.52 ± 8.75	6.91 ± 9.65
SNIC	09/02/87	24	0.00 ± 0.00	0.64 ± 1.45	0.00 ± 0.00	3.38 ± 0.23	0.00 ± 0.00	0.00 ± 0.00	0.00 ± 0.00	1.23 ± 0.54	5.24 ± 1.70	5.95 ± 8.18	0.71 ± 8.35
SNIC	09/03/87	24	0.00 ± 0.00	0.42 ± 1.16	0.00 ± 0.00	3.15 ± 0.31	0.00 ± 0.00	0.00 ± 0.00	0.00 ± 0.00	0.33 ± 0.39	3.90 ± 1.43	3.58 ± 8.13	-0.32 ± 8.25

[a] See Table 3-2 for site names.

[b] Sampling periods for the summer campaign are: 0000 - 0500, 0500 - 0900, 0900 - 1300, 1300 - 1700, and 1700 - 2400 PST, between 6/19/87 and 9/3/87.

[c] Sampling periods for the fall campaign are: 0000 - 0600, 0600 - 1000, 1000 - 1400, 1400 - 1800, 1800 - 2400 PST, between 11/11/87 and 12/11/87.

Table B-4
Twenty-Four Hour Average Source Contributions to PM_{10} Mass at SCAQS Sites Between 6/19/87 to 12/11/87

Site[a]	Date/Time[b]		Primary Geological SCE ± σ (μg/m³)	Primary Motor Veh. Exhaust SCE ± σ (μg/m³)	Vegetative Burning SCE ± σ (μg/m³)	Secondary Sulfate SCE ± σ (μg/m³)	Secondary Nitrate SCE ± σ (μg/m³)	Construction (Limestone) SCE ± σ (μg/m³)	Oil Combustion SCE ± σ (μg/m³)	Marine Aerosol SCE ± σ (μg/m³)	Calculated Mass ± σ (μg/m³)	Measured Mass ± σ (μg/m³)	Unexplained Mass ± σ (μg/m³)
ANAH	06/19/87	24	8.20 ± 1.61	3.19 ± 3.83	0.00 ± 0.00	5.64 ± 0.65	5.45 ± 1.96	0.00 ± 0.00	0.00 ± 0.00	8.96 ± 1.78	31.45 ± 5.12	48.96 ± 14.64	17.51 ± 15.51
ANAH	06/24/87	24	13.98 ± 1.97	6.97 ± 5.02	0.00 ± 0.00	11.61 ± 2.25	5.36 ± 2.65	0.00 ± 0.00	0.00 ± 0.00	8.74 ± 2.09	46.65 ± 6.76	61.05 ± 14.18	14.40 ± 15.71
ANAH	06/25/87	24	10.39 ± 1.77	9.72 ± 7.47	0.00 ± 0.00	9.55 ± 1.40	3.82 ± 2.34	0.00 ± 0.00	0.00 ± 0.00	7.38 ± 2.07	40.85 ± 8.53	53.97 ± 16.20	13.12 ± 18.31
ANAH	07/13/87	24	8.70 ± 1.54	11.15 ± 7.74	0.00 ± 0.00	5.62 ± 1.09	0.43 ± 1.45	0.00 ± 0.00	0.00 ± 0.00	4.39 ± 1.53	30.28 ± 8.34	40.71 ± 13.88	10.43 ± 16.19
ANAH	07/14/87	24	8.43 ± 1.52	8.11 ± 6.68	0.00 ± 0.00	12.28 ± 2.31	0.67 ± 0.64	0.00 ± 0.00	0.00 ± 0.00	5.12 ± 1.90	34.62 ± 7.51	45.32 ± 14.35	10.70 ± 16.20
ANAH	07/15/87	24	8.98 ± 1.69	5.49 ± 4.48	0.00 ± 0.00	5.94 ± 0.86	0.26 ± 1.33	0.00 ± 0.00	0.00 ± 0.00	1.64 ± 1.24	22.31 ± 5.33	28.87 ± 14.40	6.56 ± 15.35
ANAH	08/27/87	24	15.97 ± 2.08	11.68 ± 8.50	0.00 ± 0.00	9.20 ± 1.79	4.21 ± 2.79	0.00 ± 0.00	0.00 ± 0.00	7.85 ± 2.23	48.91 ± 9.69	62.87 ± 14.32	13.96 ± 17.29
ANAH	08/28/87	24	8.91 ± 1.38	7.92 ± 6.11	0.00 ± 0.00	11.20 ± 2.78	3.12 ± 2.11	0.00 ± 0.00	0.00 ± 0.00	5.72 ± 1.80	36.88 ± 7.25	51.33 ± 12.47	14.45 ± 14.42
ANAH	08/29/87	24	8.49 ± 1.33	7.51 ± 5.56	0.00 ± 0.00	12.00 ± 3.62	2.97 ± 2.75	0.00 ± 0.00	0.00 ± 0.00	5.92 ± 2.00	36.88 ± 7.17	47.97 ± 12.40	11.09 ± 14.32
ANAH	09/02/87	24	20.89 ± 3.10	15.18 ± 10.67	0.00 ± 0.00	7.45 ± 2.09	1.25 ± 1.44	0.00 ± 0.00	0.00 ± 0.00	9.63 ± 2.35	54.41 ± 11.67	68.17 ± 14.37	13.76 ± 18.51
ANAH	09/03/87	24	12.29 ± 1.93	6.34 ± 6.35	0.00 ± 0.00	8.12 ± 1.44	4.09 ± 2.15	0.00 ± 0.00	0.00 ± 0.00	6.63 ± 1.99	37.47 ± 7.49	49.44 ± 14.76	11.97 ± 16.55
ANAH	11/11/87	24	7.36 ± 2.15	20.08 ± 13.05	0.00 ± 0.00	0.60 ± 1.93	4.39 ± 4.20	0.00 ± 0.00	0.00 ± 0.00	1.38 ± 0.57	33.80 ± 13.99	37.33 ± 14.51	3.53 ± 20.16
ANAH	11/12/87	24	11.65 ± 2.18	27.55 ± 12.69	0.00 ± 0.00	1.63 ± 0.95	18.79 ± 6.19	0.00 ± 0.00	0.00 ± 0.00	2.82 ± 0.91	62.44 ± 14.39	67.19 ± 14.58	4.75 ± 20.49
ANAH	11/13/87	24	6.44 ± 2.15	14.73 ± 8.54	0.00 ± 0.00	5.48 ± 1.18	19.05 ± 4.71	0.00 ± 0.00	0.00 ± 0.00	5.74 ± 1.24	51.44 ± 10.20	58.95 ± 14.60	7.51 ± 17.81
ANAH	12/03/87	24	19.60 ± 5.32	47.40 ± 23.29	0.00 ± 0.00	9.98 ± 8.06	96.38 ± 17.58	0.00 ± 0.00	0.00 ± 0.00	3.71 ± 1.13	177.07 ± 29.97	203.10 ± 14.89	26.03 ± 33.47
ANAH	12/10/87	24	17.81 ± 2.67	53.30 ± 21.26	0.00 ± 0.00	0.95 ± 5.22	42.28 ± 11.77	0.00 ± 0.00	0.00 ± 0.00	2.69 ± 0.97	117.04 ± 24.65	127.21 ± 14.69	10.17 ± 28.70
ANAH	12/11/87	24	16.31 ± 2.50	60.36 ± 22.33	0.00 ± 0.00	3.74 ± 4.91	49.91 ± 13.09	0.00 ± 0.00	0.00 ± 0.00	2.05 ± 0.83	132.36 ± 26.20	143.50 ± 15.14	11.14 ± 30.26
AZUS	06/19/87	24	34.28 ± 3.58	18.32 ± 10.42	0.00 ± 0.00	6.41 ± 1.68	5.70 ± 3.12	0.00 ± 0.00	0.00 ± 0.00	10.12 ± 2.35	74.83 ± 11.88	91.42 ± 13.64	16.59 ± 18.09
AZUS	06/24/87	24	32.26 ± 3.26	11.91 ± 12.13	0.00 ± 0.00	19.47 ± 6.92	10.04 ± 3.97	0.00 ± 0.00	0.00 ± 0.00	7.95 ± 2.37	81.64 ± 13.91	111.89 ± 13.82	30.25 ± 19.61
AZUS	06/25/87	24	33.04 ± 3.64	17.77 ± 10.47	0.00 ± 0.00	18.10 ± 6.03	14.63 ± 5.19	0.00 ± 0.00	0.00 ± 0.00	5.54 ± 2.16	89.08 ± 12.97	113.56 ± 13.67	24.48 ± 18.84
AZUS	07/13/87	24	34.54 ± 3.72	15.31 ± 9.86	0.00 ± 0.00	5.04 ± 1.69	2.11 ± 3.04	0.00 ± 0.00	0.00 ± 0.00	3.42 ± 1.43	60.42 ± 11.24	73.54 ± 14.20	13.12 ± 18.11
AZUS	07/14/87	24	27.23 ± 3.24	15.85 ± 9.71	0.00 ± 0.00	10.85 ± 2.69	3.18 ± 2.87	0.00 ± 0.00	0.00 ± 0.00	4.41 ± 1.85	61.52 ± 11.09	77.44 ± 14.16	15.92 ± 17.99
AZUS	07/15/87	24	27.73 ± 3.39	15.89 ± 10.13	0.00 ± 0.00	13.69 ± 3.63	6.38 ± 4.10	0.00 ± 0.00	0.00 ± 0.00	3.21 ± 1.48	66.90 ± 11.91	82.91 ± 14.23	16.01 ± 18.56
AZUS	08/27/87	24	34.78 ± 4.05	14.19 ± 10.50	0.00 ± 0.00	6.41 ± 2.44	3.33 ± 3.86	0.00 ± 0.00	0.00 ± 0.00	5.27 ± 2.11	63.97 ± 12.30	75.15 ± 13.11	11.18 ± 17.98
AZUS	08/28/87	24	50.61 ± 5.29	26.76 ± 14.95	0.00 ± 0.00	10.55 ± 4.12	7.13 ± 5.66	0.00 ± 0.00	0.00 ± 0.00	8.04 ± 2.38	103.09 ± 17.29	119.90 ± 13.60	16.81 ± 22.00
AZUS	08/29/87	24	27.70 ± 3.43	17.20 ± 10.32	0.00 ± 0.00	23.32 ± 9.79	14.05 ± 5.11	0.00 ± 0.00	0.00 ± 0.00	5.31 ± 1.99	87.58 ± 12.97	105.89 ± 13.64	18.31 ± 18.82
AZUS	09/02/87	24	38.98 ± 3.39	10.66 ± 6.62	0.00 ± 0.00	3.74 ± 0.90	0.07 ± 0.72	0.00 ± 0.00	0.00 ± 0.00	2.89 ± 1.31	56.34 ± 7.73	77.32 ± 13.40	20.98 ± 15.47
AZUS	09/03/87	24	42.95 ± 3.85	10.99 ± 7.10	0.00 ± 0.00	8.08 ± 1.53	0.76 ± 0.49	0.00 ± 0.00	0.00 ± 0.00	7.00 ± 2.05	69.80 ± 8.58	84.46 ± 13.75	14.66 ± 16.21
BURK	06/19/87	24	13.13 ± 2.35	18.98 ± 10.31	0.00 ± 0.00	6.27 ± 1.72	5.00 ± 3.44	0.23 ± 0.93	0.00 ± 0.00	10.06 ± 2.42	53.66 ± 11.60	67.12 ± 13.48	13.46 ± 17.78
BURK	06/24/87	24	14.46 ± 2.22	19.86 ± 11.43	0.00 ± 0.00	24.87 ± 9.61	6.72 ± 3.28	0.00 ± 0.00	0.00 ± 0.00	8.97 ± 2.56	74.87 ± 13.22	103.16 ± 13.43	28.29 ± 18.84

Table B-4 (continued)
Twenty-Four Hour Average Source Contributions to PM_{10} Mass at SCAQS Sites Between 6/19/87 to 12/11/87

Site[a]	Date/Time[b]		Primary Geological SCE ± σ (μg/m³)	Primary Motor Veh. Exhaust SCE ± σ (μg/m³)	Vegetative Burning SCE ± σ (μg/m³)	Secondary Sulfate SCE ± σ (μg/m³)	Secondary Nitrate SCE ± σ (μg/m³)	Construction (Limestone) SCE ± σ (μg/m³)	Oil Combustion SCE ± σ (μg/m³)	Marine Aerosol SCE ± σ (μg/m³)	Calculated Mass ± σ (μg/m³)	Measured Mass ± σ (μg/m³)	Unexplained Mass ± σ (μg/m³)
BURK	06/25/87	24	13.57 ± 1.92	17.75 ± 10.54	0.00 ± 0.00	20.41 ± 7.05	11.16 ± 4.46	0.00 ± 0.00	0.00 ± 0.00	5.24 ± 2.17	68.13 ± 12.48	92.00 ± 13.44	23.87 ± 18.34
BURK	07/13/87	24	7.52 ± 1.42	14.77 ± 9.15	0.00 ± 0.00	4.55 ± 1.09	2.23 ± 2.64	0.00 ± 0.00	0.00 ± 0.00	3.99 ± 1.36	33.06 ± 9.86	42.58 ± 13.29	9.52 ± 16.55
BURK	07/14/87	24	11.26 ± 1.73	16.71 ± 11.78	0.00 ± 0.00	10.26 ± 3.29	5.53 ± 3.02	0.00 ± 0.00	0.00 ± 0.00	3.10 ± 1.47	46.86 ± 12.65	58.55 ± 13.31	11.69 ± 18.36
BURK	07/15/87	24	12.51 ± 1.80	17.07 ± 10.20	0.00 ± 0.00	16.83 ± 4.78	9.15 ± 3.97	0.00 ± 0.00	0.00 ± 0.00	2.58 ± 1.53	58.13 ± 11.67	74.60 ± 13.36	16.47 ± 17.74
BURK	08/27/87	24	15.89 ± 1.93	13.34 ± 10.05	0.00 ± 0.00	9.36 ± 1.86	8.03 ± 3.34	0.00 ± 0.00	0.00 ± 0.00	5.37 ± 1.97	51.99 ± 11.16	63.81 ± 13.41	11.82 ± 17.45
BURK	08/28/87	24	17.24 ± 2.00	18.29 ± 10.96	0.00 ± 0.00	10.16 ± 2.68	6.67 ± 4.22	0.00 ± 0.00	0.00 ± 0.00	6.85 ± 2.20	59.20 ± 12.38	71.52 ± 13.09	12.32 ± 18.02
BURK	08/29/87	24	14.55 ± 1.85	19.75 ± 11.86	0.00 ± 0.00	19.98 ± 10.76	11.06 ± 5.53	0.00 ± 0.00	0.00 ± 0.00	5.65 ± 1.85	70.99 ± 14.13	101.52 ± 13.55	30.53 ± 19.58
BURK	09/02/87	24	17.03 ± 2.54	16.27 ± 9.04	0.00 ± 0.00	2.87 ± 0.89	0.29 ± 1.47	0.00 ± 0.00	0.00 ± 0.00	2.90 ± 1.39	39.36 ± 9.74	52.00 ± 13.41	12.64 ± 16.57
BURK	09/03/87	24	17.31 ± 2.08	14.45 ± 9.44	0.00 ± 0.00	10.90 ± 2.23	5.10 ± 2.56	0.00 ± 0.00	0.00 ± 0.00	7.63 ± 2.09	55.38 ± 10.49	67.90 ± 13.39	12.52 ± 17.01
BURK	11/11/87	24	8.56 ± 2.10	18.99 ± 8.65	0.00 ± 0.00	0.12 ± 0.29	0.11 ± 2.09	0.00 ± 0.00	0.00 ± 0.00	1.12 ± 0.62	28.89 ± 9.19	37.38 ± 14.34	8.49 ± 17.03
BURK	11/12/87	24	10.80 ± 2.20	30.30 ± 12.84	0.00 ± 0.00	0.50 ± 1.14	19.45 ± 6.65	0.00 ± 0.00	0.00 ± 0.00	2.45 ± 0.87	63.49 ± 14.69	77.48 ± 14.30	13.99 ± 20.50
BURK	11/13/87	24	10.27 ± 2.20	33.53 ± 16.49	0.00 ± 0.00	12.29 ± 5.96	29.76 ± 8.72	0.00 ± 0.00	0.00 ± 0.00	4.41 ± 1.10	90.27 ± 19.17	105.63 ± 14.37	15.36 ± 23.96
BURK	12/03/87	24	14.28 ± 2.43	64.42 ± 25.52	0.00 ± 0.00	4.54 ± 7.97	62.72 ± 14.20	0.00 ± 0.00	0.00 ± 0.00	2.44 ± 0.95	148.40 ± 29.61	178.61 ± 14.70	30.21 ± 33.06
BURK	12/10/87	24	9.72 ± 2.02	37.29 ± 14.69	0.00 ± 0.00	0.04 ± 0.63	12.25 ± 7.55	0.00 ± 0.00	0.00 ± 0.00	0.31 ± 0.49	59.61 ± 16.66	72.11 ± 14.28	12.50 ± 21.94
BURK	12/11/87	24	12.32 ± 2.47	49.78 ± 19.77	0.00 ± 0.00	1.21 ± 3.64	26.20 ± 11.05	0.00 ± 0.00	0.00 ± 0.00	0.56 ± 0.46	90.07 ± 22.89	118.32 ± 14.37	28.25 ± 27.03
CELA	06/19/87	24	10.72 ± 2.28	14.45 ± 9.31	0.00 ± 0.00	6.66 ± 1.72	3.60 ± 2.60	0.00 ± 0.00	0.00 ± 0.00	10.30 ± 2.14	45.74 ± 10.35	59.09 ± 13.52	13.35 ± 17.03
CELA	06/24/87	24	14.94 ± 2.46	16.57 ± 10.71	0.00 ± 0.00	25.99 ± 11.16	5.73 ± 3.55	0.00 ± 0.00	0.00 ± 0.00	10.26 ± 2.67	73.49 ± 12.81	98.34 ± 13.66	24.85 ± 18.73
CELA	06/25/87	24	13.57 ± 1.97	17.23 ± 10.34	0.00 ± 0.00	20.79 ± 8.03	9.28 ± 4.59	0.00 ± 0.00	0.00 ± 0.00	5.95 ± 2.22	66.82 ± 12.42	84.70 ± 13.68	17.88 ± 18.48
CELA	07/13/87	24	5.88 ± 1.32	12.96 ± 8.64	0.00 ± 0.00	5.41 ± 1.27	2.45 ± 2.43	0.00 ± 0.00	0.00 ± 0.00	4.47 ± 1.44	31.16 ± 9.35	39.19 ± 13.56	8.03 ± 16.47
CELA	07/14/87	24	8.75 ± 1.59	14.39 ± 9.36	0.00 ± 0.00	13.32 ± 4.35	4.14 ± 2.81	0.00 ± 0.00	0.00 ± 0.00	3.78 ± 1.67	44.39 ± 10.48	52.69 ± 13.81	8.30 ± 17.34
CELA	07/15/87	24	11.16 ± 1.90	16.88 ± 10.10	0.00 ± 0.00	16.66 ± 4.32	3.96 ± 3.62	0.00 ± 0.00	0.00 ± 0.00	3.06 ± 1.63	51.71 ± 11.47	64.33 ± 13.80	12.62 ± 17.94
CELA	08/27/87	24	11.90 ± 1.69	13.63 ± 8.71	0.00 ± 0.00	8.35 ± 1.72	3.22 ± 2.51	0.00 ± 0.00	0.00 ± 0.00	8.09 ± 2.09	45.20 ± 9.68	57.28 ± 13.53	12.08 ± 16.64
CELA	08/28/87	24	15.81 ± 2.36	20.43 ± 11.12	0.00 ± 0.00	11.03 ± 3.03	3.68 ± 3.81	0.00 ± 0.00	0.00 ± 0.00	7.37 ± 2.24	58.32 ± 12.50	73.14 ± 13.73	14.82 ± 18.57
CELA	08/29/87	24	12.79 ± 1.69	13.80 ± 8.03	0.00 ± 0.00	21.16 ± 6.93	8.02 ± 3.79	0.00 ± 0.00	0.00 ± 0.00	5.32 ± 1.65	61.09 ± 9.97	79.21 ± 13.54	18.12 ± 16.81
CELA	09/02/87	24	18.19 ± 2.11	21.84 ± 12.17	0.00 ± 0.00	3.50 ± 1.79	0.55 ± 0.54	0.00 ± 0.00	0.00 ± 0.00	3.81 ± 1.68	47.89 ± 12.65	65.42 ± 13.66	17.53 ± 18.62
CELA	09/03/87	24	15.44 ± 2.04	16.41 ± 11.18	0.00 ± 0.00	10.37 ± 2.83	3.74 ± 3.71	0.00 ± 0.00	0.00 ± 0.00	9.47 ± 2.20	55.43 ± 12.42	68.38 ± 13.72	12.95 ± 18.51
CELA	11/11/87	24	5.34 ± 2.85	21.32 ± 9.70	0.00 ± 0.00	0.13 ± 0.64	0.84 ± 3.03	0.00 ± 0.00	0.00 ± 0.00	0.55 ± 0.54	28.18 ± 10.63	43.35 ± 14.55	15.17 ± 18.02
CELA	11/12/87	24	8.01 ± 3.50	29.81 ± 14.14	0.00 ± 0.00	1.10 ± 1.93	14.46 ± 5.84	0.00 ± 0.00	0.00 ± 0.00	1.26 ± 0.61	54.64 ± 15.83	74.70 ± 14.65	20.06 ± 21.57
CELA	11/13/87	24	8.08 ± 2.89	32.93 ± 16.54	0.00 ± 0.00	13.89 ± 6.07	31.73 ± 8.78	0.00 ± 0.00	0.00 ± 0.00	3.78 ± 1.05	90.41 ± 19.34	107.68 ± 14.90	17.27 ± 24.41
CELA	12/03/87	24	13.77 ± 5.64	50.91 ± 22.15	0.00 ± 0.00	5.84 ± 5.89	58.02 ± 12.32	0.00 ± 0.00	0.00 ± 0.00	2.21 ± 0.84	130.76 ± 26.23	156.96 ± 14.94	26.20 ± 30.19

Table B-4 (continued)
Twenty-Four Hour Average Source Contributions to PM_{10} Mass at SCAQS Sites Between 6/19/87 to 12/11/87

Site[a]	Date/Time[b]		Primary Geological SCE ± σ (μg/m³)	Primary Motor Veh. Exhaust SCE ± σ (μg/m³)	Vegetative Burning SCE ± σ (μg/m³)	Secondary Sulfate SCE ± σ (μg/m³)	Secondary Nitrate SCE ± σ (μg/m³)	Construction (Limestone) SCE ± σ (μg/m³)	Oil Combustion SCE ± σ (μg/m³)	Marine Aerosol SCE ± σ (μg/m³)	Calculated Mass ± σ (μg/m³)	Measured Mass ± σ (μg/m³)	Unexplained Mass ± σ (μg/m³)
CELA	12/10/87	24	8.45 ± 2.17	40.05 ± 14.45	0.00 ± 0.00	0.04 ± 0.22	15.13 ± 7.40	0.00 ± 0.00	0.00 ± 0.00	1.13 ± 0.56	64.81 ± 16.40	77.94 ± 14.49	13.13 ± 21.88
CELA	12/11/87	24	12.92 ± 3.48	71.53 ± 25.45	0.00 ± 0.00	2.08 ± 4.10	44.93 ± 14.61	0.00 ± 0.00	0.00 ± 0.00	1.79 ± 0.84	133.26 ± 29.65	149.26 ± 15.04	16.00 ± 33.25
CLAR	06/19/87	24	14.59 ± 2.41	12.74 ± 8.09	0.00 ± 0.00	5.10 ± 1.08	3.81 ± 2.90	0.00 ± 0.00	0.00 ± 0.00	7.81 ± 2.15	44.04 ± 9.33	58.35 ± 13.40	14.31 ± 16.33
CLAR	06/24/87	24	17.28 ± 2.36	13.60 ± 9.33	0.00 ± 0.00	13.65 ± 4.55	13.37 ± 3.96	0.00 ± 0.00	0.00 ± 0.00	5.63 ± 2.04	63.53 ± 11.04	87.43 ± 13.35	23.90 ± 17.32
CLAR	06/25/87	24	22.75 ± 3.51	20.89 ± 12.52	0.00 ± 0.00	11.86 ± 3.53	12.92 ± 5.58	0.00 ± 0.00	0.00 ± 0.00	5.01 ± 2.36	73.42 ± 14.61	89.10 ± 13.44	15.68 ± 19.85
CLAR	07/13/87	24	13.27 ± 2.16	13.41 ± 9.22	0.00 ± 0.00	4.41 ± 1.27	1.74 ± 2.61	0.00 ± 0.00	0.00 ± 0.00	1.62 ± 1.18	34.45 ± 10.05	45.81 ± 13.40	11.36 ± 16.75
CLAR	07/14/87	24	12.88 ± 1.76	14.71 ± 8.60	0.00 ± 0.00	8.89 ± 2.82	2.13 ± 2.29	0.00 ± 0.00	0.00 ± 0.00	3.59 ± 1.47	42.21 ± 9.49	55.51 ± 13.49	13.30 ± 16.49
CLAR	07/15/87	24	13.23 ± 1.95	15.29 ± 9.18	0.00 ± 0.00	11.83 ± 2.78	7.90 ± 3.71	0.00 ± 0.00	0.00 ± 0.00	2.26 ± 1.55	50.51 ± 10.54	59.93 ± 13.50	9.42 ± 17.13
CLAR	08/27/87	24	27.00 ± 3.36	14.78 ± 9.65	0.00 ± 0.00	8.21 ± 1.91	4.09 ± 3.48	0.00 ± 0.00	0.00 ± 0.00	6.12 ± 1.86	60.20 ± 11.18	76.51 ± 13.33	16.31 ± 17.40
CLAR	08/28/87	24	25.29 ± 3.28	16.28 ± 9.77	0.00 ± 0.00	10.60 ± 2.81	7.61 ± 4.42	0.00 ± 0.00	0.00 ± 0.00	4.78 ± 2.09	64.56 ± 11.68	81.05 ± 13.54	16.49 ± 17.88
CLAR	08/29/87	24	22.01 ± 3.00	16.92 ± 9.90	0.00 ± 0.00	19.95 ± 6.81	14.03 ± 5.20	0.00 ± 0.00	0.00 ± 0.00	4.89 ± 2.29	77.80 ± 12.43	94.59 ± 13.54	16.79 ± 18.38
CLAR	09/02/87	24	22.65 ± 2.70	8.59 ± 6.23	0.00 ± 0.00	3.47 ± 0.65	0.00 ± 0.00	0.00 ± 0.00	0.00 ± 0.00	2.86 ± 1.37	37.57 ± 7.06	55.50 ± 13.32	17.93 ± 15.08
CLAR	09/03/87	24	22.50 ± 2.97	11.55 ± 8.62	0.00 ± 0.00	6.88 ± 1.49	1.32 ± 1.26	0.00 ± 0.00	0.00 ± 0.00	6.68 ± 2.18	48.93 ± 9.66	65.88 ± 13.35	16.95 ± 16.48
HAWT	06/19/87	24	5.59 ± 1.69	4.79 ± 5.08	0.00 ± 0.00	5.31 ± 0.81	2.61 ± 1.45	0.00 ± 0.00	0.00 ± 0.00	10.69 ± 1.99	28.99 ± 6.07	43.89 ± 13.87	14.90 ± 15.14
HAWT	06/24/87	24	10.21 ± 1.93	6.56 ± 5.19	0.00 ± 0.00	26.93 ± 9.27	1.21 ± 2.01	0.00 ± 0.00	0.00 ± 0.00	9.83 ± 2.38	54.74 ± 7.73	75.03 ± 13.76	20.29 ± 15.78
HAWT	06/25/87	24	7.52 ± 1.53	5.77 ± 4.88	0.00 ± 0.00	21.35 ± 6.43	1.93 ± 2.00	0.00 ± 0.00	0.00 ± 0.00	4.64 ± 1.80	41.21 ± 6.85	59.02 ± 13.94	17.81 ± 15.53
HAWT	07/13/87	24	2.18 ± 1.09	2.00 ± 3.83	0.00 ± 0.00	5.59 ± 0.65	0.31 ± 0.59	0.00 ± 0.00	0.00 ± 0.00	5.85 ± 1.61	15.94 ± 4.53	24.16 ± 13.75	8.22 ± 14.48
HAWT	07/14/87	24	6.15 ± 1.57	4.27 ± 4.77	0.00 ± 0.00	13.62 ± 3.94	0.28 ± 0.61	0.00 ± 0.00	0.00 ± 0.00	4.27 ± 1.48	28.60 ± 5.93	36.76 ± 13.86	8.16 ± 15.08
HAWT	07/15/87	24	6.43 ± 1.38	4.18 ± 3.49	0.00 ± 0.00	13.42 ± 2.21	0.00 ± 0.00	0.00 ± 0.00	0.00 ± 0.00	2.99 ± 1.41	27.02 ± 4.61	37.45 ± 13.87	10.43 ± 14.62
HAWT	08/27/87	24	6.17 ± 1.59	4.24 ± 3.61	0.00 ± 0.00	8.72 ± 1.13	0.00 ± 0.00	0.00 ± 0.00	0.00 ± 0.00	7.30 ± 1.84	26.41 ± 4.67	28.94 ± 11.70	2.53 ± 12.60
HAWT	08/28/87	24	10.02 ± 1.51	9.38 ± 7.52	0.00 ± 0.00	15.44 ± 4.14	0.00 ± 0.00	0.00 ± 0.00	0.00 ± 0.00	7.38 ± 1.98	42.22 ± 8.45	48.61 ± 14.54	6.39 ± 16.82
HAWT	08/29/87	24	8.15 ± 1.99	7.40 ± 5.51	0.00 ± 0.00	25.46 ± 11.50	0.00 ± 0.00	0.00 ± 0.00	0.00 ± 0.00	7.09 ± 2.34	48.10 ± 7.94	76.28 ± 13.96	28.18 ± 16.06
HAWT	09/03/87	24	12.47 ± 1.97	7.09 ± 5.23	0.00 ± 0.00	13.94 ± 3.02	0.00 ± 0.00	0.00 ± 0.00	0.00 ± 0.00	9.90 ± 2.23	43.41 ± 6.55	51.29 ± 13.73	7.88 ± 15.21
HAWT	11/11/87	24	7.47 ± 2.74	16.83 ± 8.15	0.00 ± 0.00	0.66 ± 0.35	0.24 ± 1.84	0.00 ± 0.00	0.00 ± 0.00	1.64 ± 0.56	26.84 ± 8.85	34.42 ± 14.75	7.58 ± 17.20
HAWT	11/12/87	24	10.09 ± 2.84	30.90 ± 13.41	0.00 ± 0.00	3.41 ± 2.03	18.35 ± 9.10	0.00 ± 0.00	0.00 ± 0.00	2.91 ± 0.87	65.66 ± 16.56	78.03 ± 14.99	12.37 ± 22.34
HAWT	11/13/87	24	6.62 ± 2.08	19.55 ± 11.23	0.00 ± 0.00	11.00 ± 4.85	15.71 ± 6.70	0.00 ± 0.00	0.00 ± 0.00	5.27 ± 1.12	58.15 ± 13.65	66.50 ± 15.11	8.35 ± 20.36
HAWT	12/03/87	24	11.29 ± 5.30	50.12 ± 24.10	0.00 ± 0.00	5.19 ± 8.23	45.19 ± 13.16	0.00 ± 0.00	0.00 ± 0.00	5.05 ± 1.40	116.83 ± 28.27	143.67 ± 16.19	26.84 ± 32.58
HAWT	12/10/87	24	8.75 ± 2.24	42.82 ± 17.10	0.00 ± 0.00	0.54 ± 0.66	15.97 ± 8.56	0.00 ± 0.00	0.00 ± 0.00	4.29 ± 0.96	72.36 ± 19.30	82.44 ± 15.39	10.08 ± 24.68
HAWT	12/11/87	24	9.34 ± 4.32	50.49 ± 22.47	0.00 ± 0.00	9.49 ± 6.98	27.17 ± 11.62	0.00 ± 0.00	0.00 ± 0.00	2.76 ± 0.85	99.25 ± 25.95	107.70 ± 15.36	8.45 ± 30.16
LBCC	06/19/87	24	8.78 ± 1.69	5.00 ± 4.76	0.00 ± 0.00	5.00 ± 0.70	1.87 ± 1.59	0.00 ± 0.00	0.00 ± 0.00	9.22 ± 1.78	29.87 ± 5.76	44.26 ± 13.78	14.39 ± 14.94

Table B-4 (continued)
Twenty-Four Hour Average Source Contributions to PM_{10} Mass at SCAQS Sites Between 6/19/87 to 12/11/87

Site[a]	Date/Time[b]		Primary Geological SCE ± σ (μg/m³)	Primary Motor Veh. Exhaust SCE ± σ (μg/m³)	Vegetative Burning SCE ± σ (μg/m³)	Secondary Sulfate SCE ± σ (μg/m³)	Secondary Nitrate SCE ± σ (μg/m³)	Construction (Limestone) SCE ± σ (μg/m³)	Oil Combustion SCE ± σ (μg/m³)	Marine Aerosol SCE ± σ (μg/m³)	Calculated Mass ± σ (μg/m³)	Measured Mass ± σ (μg/m³)	Unexplained Mass ± σ (μg/m³)
LBCC	06/24/87	24	10.30 ± 1.57	3.75 ± 3.44	0.00 ± 0.00	13.92 ± 3.15	2.23 ± 1.54	0.00 ± 0.00	0.00 ± 0.00	6.97 ± 1.84	37.17 ± 5.13	51.30 ± 13.91	14.13 ± 14.83
LBCC	06/25/87	24	8.73 ± 1.67	4.24 ± 5.00	0.00 ± 0.00	10.82 ± 1.52	2.55 ± 1.29	0.00 ± 0.00	0.00 ± 0.00	5.95 ± 1.99	32.29 ± 6.10	44.02 ± 14.20	11.73 ± 15.45
LBCC	07/13/87	24	8.49 ± 1.92	7.81 ± 8.96	0.00 ± 0.00	5.68 ± 1.03	0.17 ± 1.38	0.00 ± 0.00	0.80 ± 2.85	4.50 ± 1.55	27.44 ± 9.76	36.13 ± 13.85	8.69 ± 16.94
LBCC	07/14/87	24	9.21 ± 1.89	6.43 ± 6.00	0.00 ± 0.00	13.08 ± 2.17	0.00 ± 0.00	0.00 ± 0.00	0.10 ± 0.43	4.25 ± 1.55	33.06 ± 6.91	42.84 ± 14.41	9.78 ± 15.98
LBCC	07/15/87	24	3.24 ± 1.02	3.23 ± 4.16	0.00 ± 0.00	6.96 ± 0.69	0.00 ± 0.00	0.00 ± 0.00	0.00 ± 0.00	1.22 ± 1.00	14.66 ± 4.62	20.29 ± 13.67	5.63 ± 14.43
LBCC	08/27/87	24	22.78 ± 4.51	9.57 ± 6.39	0.00 ± 0.00	9.65 ± 1.69	0.00 ± 0.00	0.00 ± 0.00	0.00 ± 0.00	6.62 ± 2.01	48.62 ± 8.34	60.62 ± 13.85	12.00 ± 16.17
LBCC	08/28/87	24	14.57 ± 2.25	8.46 ± 6.03	0.00 ± 0.00	17.24 ± 5.84	2.16 ± 2.03	0.00 ± 0.00	0.00 ± 0.00	6.12 ± 1.82	48.56 ± 7.74	59.84 ± 13.79	11.28 ± 15.81
LBCC	08/29/87	24	8.83 ± 1.59	5.36 ± 4.78	0.00 ± 0.00	17.09 ± 3.66	0.00 ± 0.00	0.00 ± 0.00	0.00 ± 0.00	4.51 ± 1.75	35.79 ± 6.07	46.41 ± 13.89	10.62 ± 15.16
LBCC	09/02/87	24	18.83 ± 2.62	12.62 ± 9.14	0.00 ± 0.00	9.12 ± 2.40	0.00 ± 0.00	0.00 ± 0.00	0.00 ± 0.00	10.76 ± 2.33	51.33 ± 10.05	64.77 ± 13.75	13.44 ± 17.03
LBCC	09/03/87	24	8.30 ± 1.50	2.88 ± 3.15	0.00 ± 0.00	11.49 ± 1.82	0.00 ± 0.00	0.00 ± 0.00	0.00 ± 0.00	8.56 ± 2.03	31.22 ± 4.56	39.87 ± 13.87	8.65 ± 14.60
LBCC	11/11/87	24	11.75 ± 3.04	21.28 ± 10.45	0.00 ± 0.00	0.68 ± 1.07	1.11 ± 2.06	0.00 ± 0.00	0.00 ± 0.00	1.35 ± 0.68	36.18 ± 11.21	44.65 ± 15.23	8.47 ± 18.91
LBCC	11/12/87	24	13.02 ± 2.50	28.79 ± 13.57	0.00 ± 0.00	2.29 ± 1.27	10.74 ± 5.83	0.00 ± 0.00	0.00 ± 0.00	2.37 ± 4.17	57.21 ± 15.62	79.39 ± 15.19	22.18 ± 21.79
LBCC	11/13/87	24	4.13 ± 2.01	16.54 ± 8.73	0.00 ± 0.00	6.23 ± 1.30	15.06 ± 4.47	0.00 ± 0.00	0.00 ± 0.00	3.56 ± 0.93	45.51 ± 10.20	52.12 ± 15.04	6.61 ± 18.17
LBCC	12/03/87	24	15.57 ± 2.77	74.36 ± 31.32	0.00 ± 0.00	5.87 ± 14.06	57.57 ± 18.49	0.00 ± 0.00	0.00 ± 0.00	4.24 ± 1.43	157.61 ± 36.89	193.76 ± 16.82	36.15 ± 40.54
LBCC	12/10/87	24	13.38 ± 3.37	62.25 ± 23.38	0.00 ± 0.00	0.82 ± 1.39	25.42 ± 12.54	0.00 ± 0.00	0.00 ± 0.00	2.90 ± 0.96	104.78 ± 26.79	104.93 ± 15.29	0.15 ± 30.85
LBCC	12/11/87	24	10.02 ± 2.51	53.47 ± 21.40	0.00 ± 0.00	6.75 ± 7.18	29.38 ± 10.99	0.00 ± 0.00	0.00 ± 0.00	1.92 ± 0.74	101.53 ± 24.45	107.59 ± 15.20	6.06 ± 28.79
RIVR	06/19/87	24	29.17 ± 3.48	16.94 ± 9.21	0.00 ± 0.00	4.70 ± 1.02	16.06 ± 4.93	1.69 ± 1.64	0.00 ± 0.00	8.55 ± 2.21	77.11 ± 11.47	103.16 ± 15.97	26.05 ± 19.66
RIVR	06/24/87	24	33.93 ± 4.19	23.71 ± 13.03	0.00 ± 0.00	11.81 ± 4.28	42.91 ± 8.47	2.40 ± 2.02	0.00 ± 0.00	7.84 ± 2.30	122.60 ± 16.69	147.68 ± 14.62	25.08 ± 22.19
RIVR	06/25/87	24	40.84 ± 4.62	26.99 ± 13.39	0.00 ± 0.00	11.05 ± 3.52	38.80 ± 8.31	2.83 ± 2.16	0.00 ± 0.00	6.70 ± 2.56	127.20 ± 17.03	159.74 ± 15.87	32.54 ± 23.28
RIVR	07/13/87	24	25.70 ± 3.43	16.03 ± 10.20	0.00 ± 0.00	6.42 ± 1.57	16.08 ± 4.74	4.84 ± 2.21	0.00 ± 0.00	2.26 ± 1.59	71.33 ± 12.25	92.46 ± 13.75	21.13 ± 18.42
RIVR	07/14/87	24	26.13 ± 3.32	17.16 ± 10.15	0.00 ± 0.00	9.54 ± 2.64	17.53 ± 5.08	2.41 ± 1.64	0.00 ± 0.00	4.55 ± 1.88	77.32 ± 12.34	95.58 ± 13.90	18.26 ± 18.59
RIVR	07/15/87	24	23.45 ± 3.18	13.04 ± 9.03	0.00 ± 0.00	11.71 ± 3.93	28.97 ± 6.23	2.65 ± 1.59	0.00 ± 0.00	2.87 ± 1.52	82.68 ± 12.00	102.83 ± 13.94	20.15 ± 18.39
RIVR	08/27/87	24	48.96 ± 4.73	16.15 ± 9.67	0.00 ± 0.00	10.09 ± 3.13	34.68 ± 8.26	7.32 ± 3.44	0.00 ± 0.00	5.69 ± 2.09	122.88 ± 14.44	145.27 ± 18.32	22.39 ± 23.33
RIVR	08/28/87	24	48.68 ± 4.75	19.00 ± 10.86	0.00 ± 0.00	13.08 ± 4.43	40.92 ± 8.24	10.34 ± 3.88	0.00 ± 0.00	5.12 ± 1.88	137.13 ± 15.41	163.76 ± 14.56	26.63 ± 21.20
RIVR	08/29/87	24	39.75 ± 4.01	15.11 ± 9.10	0.00 ± 0.00	14.47 ± 4.69	44.88 ± 8.91	2.90 ± 2.11	0.00 ± 0.00	4.20 ± 1.77	121.30 ± 14.03	143.29 ± 14.41	21.99 ± 20.11
RIVR	09/02/87	24	27.83 ± 2.96	8.64 ± 5.86	0.00 ± 0.00	3.96 ± 1.14	9.56 ± 3.27	1.91 ± 1.33	0.00 ± 0.00	1.60 ± 0.68	53.50 ± 7.64	72.25 ± 14.57	18.75 ± 16.45
RIVR	09/03/87	24	39.05 ± 4.23	16.71 ± 10.04	0.00 ± 0.00	7.19 ± 1.85	10.58 ± 4.64	10.32 ± 4.62	0.00 ± 0.00	6.76 ± 2.10	90.61 ± 13.07	107.05 ± 14.03	16.44 ± 19.17
RIVR	11/11/87	24	16.19 ± 3.36	17.17 ± 8.92	0.00 ± 0.00	0.37 ± 0.40	6.01 ± 4.09	10.50 ± 3.63	0.00 ± 0.00	0.25 ± 0.41	50.49 ± 11.03	56.38 ± 12.70	5.89 ± 16.82
RIVR	11/12/87	24	15.39 ± 3.77	20.40 ± 11.14	0.00 ± 0.00	1.21 ± 1.49	16.80 ± 5.09	21.24 ± 6.10	0.00 ± 0.00	0.91 ± 0.55	75.96 ± 14.30	81.26 ± 12.47	5.30 ± 18.97
RIVR	11/13/87	24	16.44 ± 4.54	33.09 ± 17.13	0.00 ± 0.00	5.47 ± 4.22	47.28 ± 12.80	17.47 ± 5.88	0.00 ± 0.00	1.89 ± 0.72	121.64 ± 22.85	127.00 ± 14.62	5.36 ± 27.13

Table B-4 (continued)
Twenty-Four Hour Average Source Contributions to PM_{10} Mass at SCAQS Sites Between 6/19/87 to 12/11/87

Site[a]	Date/Time[b]		Primary Geological SCE ± σ (μg/m³)	Primary Motor Veh. Exhaust SCE ± σ (μg/m³)	Vegetative Burning SCE ± σ (μg/m³)	Secondary Sulfate SCE ± σ (μg/m³)	Secondary Nitrate SCE ± σ (μg/m³)	Construction (Limestone) SCE ± σ (μg/m³)	Oil Combustion SCE ± σ (μg/m³)	Marine Aerosol SCE ± σ (μg/m³)	Calculated Mass ± σ (μg/m³)	Measured Mass ± σ (μg/m³)	Unexplained Mass ± σ (μg/m³)
RIVR	12/03/87	24	36.50 ± 7.47	51.44 ± 25.00	0.00 ± 0.00	5.29 ± 9.50	83.88 ± 18.95	15.88 ± 6.68	0.00 ± 0.00	2.12 ± 0.87	195.11 ± 33.22	229.44 ± 17.64	34.33 ± 37.61
RIVR	12/10/87	24	17.91 ± 5.48	34.47 ± 15.58	0.00 ± 0.00	0.06 ± 0.34	24.82 ± 9.15	17.37 ± 5.52	0.00 ± 0.00	0.86 ± 0.65	95.49 ± 19.69	99.71 ± 12.66	4.22 ± 23.41
RIVR	12/11/87	24	12.49 ± 4.77	25.26 ± 13.56	0.00 ± 0.00	0.13 ± 0.35	10.65 ± 6.95	13.85 ± 5.47	0.00 ± 0.00	0.29 ± 0.55	62.66 ± 16.90	65.12 ± 13.77	2.46 ± 21.80
SNIC	06/19/87	24	1.15 ± 1.22	1.06 ± 1.87	0.00 ± 0.00	2.76 ± 0.20	1.12 ± 0.70	0.00 ± 0.00	0.00 ± 0.00	8.23 ± 1.44	15.38 ± 3.57	25.78 ± 13.98	10.40 ± 14.43
SNIC	06/24/87	24	0.99 ± 0.83	1.40 ± 1.54	0.00 ± 0.00	3.85 ± 0.28	0.58 ± 0.45	0.00 ± 0.00	0.00 ± 0.00	6.52 ± 1.40	13.74 ± 2.90	23.90 ± 13.84	10.16 ± 14.14
SNIC	06/25/87	24	1.46 ± 0.92	1.06 ± 1.46	0.00 ± 0.00	3.43 ± 0.26	0.53 ± 0.42	0.00 ± 0.00	0.00 ± 0.00	6.45 ± 1.43	13.66 ± 3.05	21.45 ± 14.17	7.79 ± 14.49
SNIC	07/13/87	24	0.11 ± 0.28	0.39 ± 1.62	0.00 ± 0.00	2.32 ± 0.22	0.00 ± 0.00	0.00 ± 0.00	0.00 ± 0.00	2.82 ± 0.90	5.64 ± 2.04	13.46 ± 13.81	7.82 ± 13.96
SNIC	07/14/87	24	0.04 ± 0.13	0.54 ± 1.47	0.00 ± 0.00	2.16 ± 0.21	0.00 ± 0.00	0.00 ± 0.00	0.00 ± 0.00	1.47 ± 0.66	4.22 ± 1.80	10.77 ± 13.95	6.55 ± 14.07
SNIC	07/15/87	24	0.06 ± 0.16	0.43 ± 1.39	0.00 ± 0.00	1.52 ± 1.00	0.11 ± 0.56	0.00 ± 0.00	0.00 ± 0.00	0.21 ± 0.31	2.33 ± 1.72	7.56 ± 14.00	5.23 ± 14.11
SNIC	08/27/87	24	2.39 ± 0.84	0.44 ± 1.24	0.00 ± 0.00	4.10 ± 1.44	0.74 ± 0.75	0.00 ± 0.00	0.00 ± 0.00	2.98 ± 0.93	10.65 ± 2.15	17.57 ± 14.04	6.92 ± 14.20
SNIC	08/28/87	24	5.41 ± 1.30	0.75 ± 0.92	0.00 ± 0.00	6.30 ± 0.58	0.93 ± 0.80	0.00 ± 0.00	0.00 ± 0.00	4.97 ± 1.21	18.36 ± 2.48	26.90 ± 14.10	8.54 ± 14.32
SNIC	08/29/87	24	4.02 ± 1.13	2.22 ± 3.91	0.00 ± 0.00	5.00 ± 0.54	1.37 ± 0.80	0.00 ± 0.00	0.00 ± 0.00	4.28 ± 1.04	16.90 ± 4.42	20.36 ± 12.62	3.46 ± 13.37
SNIC	09/02/87	24	1.97 ± 0.71	0.64 ± 1.45	0.00 ± 0.00	3.98 ± 0.29	0.00 ± 0.00	0.00 ± 0.00	0.00 ± 0.00	6.21 ± 1.25	12.80 ± 2.24	17.88 ± 14.05	5.08 ± 14.23
SNIC	09/03/87	24	0.20 ± 0.58	0.42 ± 1.16	0.00 ± 0.00	4.82 ± 0.41	0.11 ± 0.28	0.00 ± 0.00	0.00 ± 0.00	3.17 ± 0.91	8.71 ± 1.92	13.47 ± 13.95	4.76 ± 14.08

[a] See Table 3-2 for site names.

[b] Sampling periods for the summer campaign are: 0000 - 0500, 0500 - 0900, 0900 - 1300, 1300 - 1700, and 1700 - 2400 PST, between 6/19/87 and 9/3/87.

[c] Sampling periods for the fall campaign are: 0000 - 0600, 0600 - 1000, 1000 - 1400, 1400 - 1800, 1800 - 2400 PST, between 11/11/87 and 12/11/87.

APPENDIX C

SUMMARY OF SCAQS NONMETHANE HYDROCARBON SOURCE CONTRIBUTION ESTIMATES

Table C-1
Individual Source Contribution Estimates to NMHC at SCAQS Sites

Site (a)	Date	Time (b) (PST)	Vehicle Exhaust SCE ± s (c) (ug/m3)	Liquid Gasoline SCE ± s (c) (ug/m3)	Gasoline Vapor SCE ± s (c) (ug/m3)	Architectural Coatings SCE ± s (c) (ug/m3)	Degreasing SCE ± s (c) (ug/m3)	Biogenic SCE ± s (c) (ug/m3)	Commercial Natural Gas SCE ± s (c) (ug/m3)	Geogenic Natural Gas SCE ± s (c) (ug/m3)	Liquefied Petroleum Gas SCE ± s (c) (ug/m3)	Unidentified SCE ± s (c) (ug/m3)	Calculated Mass SCE ± s (c) (ug/m3)	Measured Mass SCE ± s (c) (ug/m3)
ANAH	870625	6	143.2 ± 11.0	0.0 ± 0.0	13.5 ± 4.2	0.8 ± 0.6	2.4 ± 1.1	0.0 ± 0.0	6.9 ± 2.2	0.0 ± 0.0	11.7 ± 2.4	0.0 ± 0.0	178.5 ± 0.0	150.3 ± 4.6
ANAH	870625	15	116.0 ± 11.9	0.0 ± 0.0	30.0 ± 5.6	0.9 ± 0.6	1.6 ± 1.0	0.5 ± 0.3	0.0 ± 0.0	10.0 ± 5.5	17.9 ± 3.9	12.7 ± 7.4	189.5 ± 16.5	175.0 ± 5.7
ANAH	870713	6	210.3 ± 37.1	37.1 ± 23.8	179.5 ± 22.5	3.2 ± 1.3	5.5 ± 1.6	0.7 ± 0.4	31.7 ± 8.1	25.0 ± 15.6	57.4 ± 12.5	57.8 ± 20.1	608.2 ± 57.7	596.1 ± 18.0
ANAH	870713	11	106.6 ± 17.5	19.8 ± 10.5	20.4 ± 5.1	0.6 ± 0.6	14.1 ± 2.5	0.8 ± 0.3	0.0 ± 0.0	18.6 ± 5.8	10.8 ± 3.0	55.5 ± 15.6	247.2 ± 27.1	240.1 ± 10.1
ANAH	870714	11	102.5 ± 18.4	29.5 ± 12.2	25.3 ± 5.9	1.5 ± 0.7	10.4 ± 1.9	0.7 ± 0.3	4.7 ± 2.7	8.9 ± 8.2	47.6 ± 9.2	14.5 ± 8.1	245.8 ± 27.4	232.3 ± 7.9
ANAH	870714	15	175.0 ± 27.2	30.5 ± 15.6	37.1 ± 8.0	1.9 ± 0.8	11.4 ± 2.1	0.9 ± 0.4	0.0 ± 0.0	22.7 ± 8.5	24.2 ± 5.6	37.2 ± 14.7	340.8 ± 37.1	319.6 ± 10.8
ANAH	870715	6	157.3 ± 11.4	0.0 ± 0.0	11.9 ± 4.2	1.0 ± 0.7	11.3 ± 2.1	0.2 ± 0.3	0.0 ± 0.0	0.0 ± 0.0	10.0 ± 1.9	0.0 ± 0.0	191.6 ± 12.5	177.8 ± 5.2
ANAH	870715	11	95.5 ± 15.3	28.2 ± 9.3	0.0 ± 0.0	0.6 ± 0.6	9.2 ± 1.8	0.3 ± 0.3	0.0 ± 0.0	7.8 ± 4.1	4.9 ± 1.6	23.3 ± 8.9	169.9 ± 20.6	167.0 ± 6.4
ANAH	870715	15	99.8 ± 16.5	29.3 ± 10.0	14.9 ± 4.2	0.6 ± 0.6	5.2 ± 1.3	0.6 ± 0.3	0.0 ± 0.0	9.5 ± 5.1	7.6 ± 2.2	21.9 ± 8.7	189.3 ± 22.4	185.5 ± 6.5
ANAH	870827	6	211.3 ± 40.9	274.1 ± 32.2	163.8 ± 23.9	4.6 ± 1.9	24.3 ± 4.2	0.8 ± 0.5	0.0 ± 0.0	32.3 ± 13.4	13.9 ± 5.5	43.2 ± 27.5	768.2 ± 65.4	768.1 ± 22.4
ANAH	870827	11	216.1 ± 35.9	49.8 ± 22.4	79.7 ± 13.9	2.1 ± 1.0	20.0 ± 3.4	0.8 ± 0.4	11.4 ± 5.6	37.5 ± 15.3	34.0 ± 8.2	17.8 ± 15.1	469.2 ± 50.6	429.5 ± 12.8
ANAH	870828	6	130.9 ± 23.0	48.2 ± 15.3	39.3 ± 8.1	1.5 ± 0.8	18.6 ± 3.4	0.3 ± 0.3	10.3 ± 3.9	21.0 ± 10.5	22.2 ± 5.4	29.7 ± 12.8	321.8 ± 34.0	308.9 ± 10.1
ANAH	870828	11	196.8 ± 32.9	49.7 ± 20.7	74.6 ± 13.0	2.5 ± 1.0	18.9 ± 3.2	1.0 ± 0.4	9.8 ± 5.2	39.1 ± 14.5	31.2 ± 7.7	50.3 ± 18.9	474.0 ± 48.5	418.4 ± 14.7
ANAH	870828	15	174.6 ± 28.4	43.1 ± 17.8	91.2 ± 12.4	1.3 ± 0.9	9.7 ± 1.9	0.8 ± 0.4	10.3 ± 3.2	0.0 ± 0.0	28.9 ± 5.7	0.0 ± 0.0	359.8 ± 16.3	319.3 ± 8.8
ANAH	870829	6	134.0 ± 23.9	59.8 ± 15.1	45.4 ± 7.6	0.0 ± 0.0	6.4 ± 1.5	7.5 ± 1.7	10.7 ± 2.9	0.0 ± 0.0	25.9 ± 5.1	36.0 ± 13.4	325.6 ± 32.8	308.5 ± 10.3
ANAH	870829	11	117.2 ± 11.2	0.0 ± 0.0	31.4 ± 6.0	0.8 ± 0.6	7.1 ± 1.5	0.6 ± 0.3	0.0 ± 0.0	19.8 ± 6.0	12.5 ± 3.3	0.0 ± 0.0	189.4 ± 14.5	179.3 ± 5.1
ANAH	870829	15	100.5 ± 10.5	0.0 ± 0.0	21.8 ± 4.6	0.7 ± 0.6	4.5 ± 1.2	0.4 ± 0.3	0.0 ± 0.0	12.7 ± 5.1	9.8 ± 2.6	40.7 ± 11.6	191.1 ± 17.4	186.4 ± 7.5
ANAH	870902	6	755.2 ± 125.1	342.5 ± 82.9	187.1 ± 40.7	5.8 ± 3.2	66.0 ± 11.0	2.2 ± 1.0	32.6 ± 17.7	81.4 ± 53.8	84.8 ± 22.1	0.0 ± 0.0	1557.7 ± 167.3	1519.6 ± 39.4
ANAH	870902	15	254.3 ± 41.6	44.6 ± 25.4	108.7 ± 17.1	2.2 ± 1.1	14.3 ± 2.6	1.9 ± 0.6	22.2 ± 7.4	34.0 ± 17.0	61.0 ± 13.0	92.6 ± 28.5	635.6 ± 63.3	596.4 ± 20.9
ANAH	870903	6	192.4 ± 30.1	31.4 ± 17.6	16.5 ± 5.7	0.9 ± 0.8	15.9 ± 2.8	0.3 ± 0.3	20.2 ± 3.2	0.0 ± 0.0	0.0 ± 0.0	45.5 ± 16.8	322.9 ± 39.3	309.5 ± 11.7
ANAH	870903	11	169.5 ± 25.9	38.4 ± 15.0	13.1 ± 5.9	0.9 ± 0.8	17.5 ± 3.1	1.2 ± 0.4	0.0 ± 0.0	21.5 ± 8.0	7.9 ± 3.1	20.3 ± 12.4	290.2 ± 34.2	269.5 ± 9.1
ANAH	870903	15	106.0 ± 14.5	18.8 ± 9.5	10.1 ± 3.3	0.8 ± 0.6	4.1 ± 1.2	0.6 ± 0.3	0.0 ± 0.0	0.0 ± 0.0	4.5 ± 0.9	12.3 ± 7.1	157.3 ± 19.1	150.6 ± 5.3
ANAH	871111	12	53.5 ± 9.8	18.0 ± 8.0	0.0 ± 0.0	0.6 ± 0.5	5.8 ± 1.3	0.4 ± 0.3	0.0 ± 0.0	13.2 ± 3.1	1.5 ± 1.2	63.5 ± 15.5	156.7 ± 20.3	163.2 ± 8.8
ANAH	871112	7	926.9 ± 116.7	247.4 ± 95.7	79.5 ± 27.9	5.6 ± 3.2	28.7 ± 5.8	10.6 ± 2.6	0.0 ± 0.0	45.8 ± 38.1	56.0 ± 15.7	0.0 ± 0.0	1400.6 ± 174.3	1394.2 ± 37.3
ANAH	871112	16	278.8 ± 42.2	89.0 ± 30.2	0.0 ± 0.0	1.6 ± 1.1	5.9 ± 1.7	0.5 ± 0.4	8.1 ± 3.8	0.0 ± 0.0	22.2 ± 4.4	61.2 ± 23.5	467.3 ± 57.3	437.9 ± 16.2
ANAH	871113	7	219.4 ± 37.9	141.5 ± 29.4	0.0 ± 0.0	2.7 ± 1.2	17.1 ± 3.2	0.4 ± 0.4	0.0 ± 0.0	69.8 ± 12.2	11.7 ± 5.9	48.3 ± 22.0	510.8 ± 54.6	499.6 ± 16.4
ANAH	871203	12	518.7 ± 74.2	89.1 ± 51.0	45.0 ± 15.1	2.2 ± 1.7	18.8 ± 3.8	0.5 ± 0.6	0.0 ± 0.0	37.1 ± 21.4	31.8 ± 9.1	67.7 ± 35.8	810.6 ± 100.8	739.7 ± 25.0
ANAH	871203	16	498.9 ± 71.9	62.4 ± 50.3	73.4 ± 18.5	2.4 ± 1.7	13.5 ± 3.0	0.5 ± 0.6	0.0 ± 0.0	44.6 ± 20.8	32.7 ± 9.3	0.0 ± 0.0	728.4 ± 92.6	673.9 ± 18.6
ANAH	871210	7	1560.1 ± 198.0	305.4 ± 151.9	181.0 ± 46.8	7.3 ± 5.0	42.8 ± 8.9	2.8 ± 1.7	0.0 ± 0.0	0.0 ± 0.0	65.3 ± 12.8	0.0 ± 0.0	2164.7 ± 254.4	1986.4 ± 52.0
ANAH	871210	12	346.3 ± 54.9	81.4 ± 40.8	125.5 ± 22.9	3.0 ± 1.4	17.7 ± 3.4	0.9 ± 0.5	0.0 ± 0.0	62.1 ± 16.9	19.9 ± 7.5	0.0 ± 0.0	656.7 ± 74.6	627.9 ± 17.6
ANAH	871210	16	883.1 ± 130.4	215.0 ± 91.6	144.2 ± 34.6	4.9 ± 3.0	35.7 ± 6.6	1.4 ± 1.0	0.0 ± 0.0	53.4 ± 36.7	64.8 ± 17.0	0.0 ± 0.0	1402.5 ± 168.1	1275.4 ± 35.4
AZUS	870624	15	238.1 ± 37.9	47.5 ± 23.6	46.1 ± 11.9	2.1 ± 1.0	12.0 ± 2.3	0.2 ± 0.3	9.3 ± 5.6	36.0 ± 15.6	43.2 ± 9.6	0.0 ± 0.0	434.6 ± 50.1	411.9 ± 11.6
AZUS	870625	6	229.3 ± 35.3	70.2 ± 21.3	21.6 ± 10.2	0.0 ± 0.0	7.8 ± 1.8	0.3 ± 0.3	0.0 ± 0.0	69.8 ± 13.0	14.0 ± 6.2	0.0 ± 0.0	413.1 ± 44.9	411.3 ± 11.6
AZUS	870713	6	319.4 ± 48.6	103.1 ± 29.1	0.0 ± 0.0	2.9 ± 1.3	18.6 ± 3.3	0.7 ± 0.4	0.0 ± 0.0	68.1 ± 14.1	22.8 ± 7.3	71.6 ± 28.2	606.3 ± 65.3	607.0 ± 20.2
AZUS	870713	11	216.0 ± 35.7	60.2 ± 22.2	33.4 ± 10.5	2.8 ± 1.1	13.6 ± 2.6	0.3 ± 0.3	15.2 ± 5.9	33.1 ± 15.1	35.0 ± 8.3	39.3 ± 17.6	448.9 ± 50.2	437.5 ± 13.8
AZUS	870713	15	136.8 ± 21.1	36.3 ± 12.4	4.7 ± 4.6	0.9 ± 0.7	9.8 ± 1.9	0.4 ± 0.3	0.0 ± 0.0	16.6 ± 6.6	8.3 ± 2.7	29.1 ± 10.8	237.1 ± 28.1	225.9 ± 7.9
AZUS	870714	11	202.2 ± 32.3	49.5 ± 18.5	60.9 ± 9.6	2.5 ± 1.0	4.9 ± 2.0	0.3 ± 0.3	0.0 ± 0.0	34.5 ± 10.3	42.9 ± 9.2	21.5 ± 13.8	399.1 ± 43.2	371.3 ± 11.3
AZUS	870714	15	186.0 ± 30.8	46.6 ± 18.9	29.5 ± 8.7	4.4 ± 1.2	9.7 ± 2.1	0.4 ± 0.3	11.1 ± 4.6	21.6 ± 12.5	28.8 ± 6.6	21.7 ± 13.5	361.8 ± 42.3	340.8 ± 10.6
AZUS	870715	6	175.5 ± 28.9	77.9 ± 18.0	17.0 ± 7.7	4.1 ± 1.2	7.5 ± 1.7	0.2 ± 0.3	0.0 ± 0.0	40.0 ± 10.1	12.7 ± 4.6	23.5 ± 13.8	358.4 ± 39.2	363.6 ± 10.7
AZUS	870715	11	158.1 ± 25.8	54.5 ± 15.8	16.7 ± 7.0	1.9 ± 0.8	13.0 ± 2.4	0.2 ± 0.3	0.0 ± 0.0	40.7 ± 9.1	16.5 ± 5.0	16.1 ± 14.6	337.7 ± 35.9	319.8 ± 10.9
AZUS	870715	15	165.6 ± 24.9	34.4 ± 14.8	21.0 ± 6.7	3.2 ± 1.0	8.5 ± 1.8	0.1 ± 0.3	0.0 ± 0.0	25.8 ± 8.1	11.1 ± 3.9	0.0 ± 0.0	274.0 ± 31.1	251.1 ± 6.9
AZUS	870827	6	270.3 ± 42.1	100.0 ± 25.2	0.0 ± 0.0	1.6 ± 1.1	32.9 ± 5.6	0.1 ± 0.4	0.0 ± 0.0	55.5 ± 12.2	13.8 ± 5.6	52.9 ± 24.1	527.4 ± 56.6	552.0 ± 17.9
AZUS	870827	11	292.1 ± 41.6	46.2 ± 24.0	19.8 ± 9.8	2.1 ± 1.1	14.1 ± 2.8	0.2 ± 0.4	0.0 ± 0.0	41.8 ± 13.1	17.2 ± 5.7	0.0 ± 0.0	433.4 ± 51.2	372.7 ± 10.5

Table C-1
Individual Source Contribution Estimates to NMHC at SCAQS Sites

Site (a)	Date	Time (b) (PST)	Vehicle Exhaust SCE ± s (c) (ug/m3)	Liquid Gasoline SCE ± s (c) (ug/m3)	Gasoline Vapor SCE ± s (c) (ug/m3)	Architectural Coatings SCE ± s (c) (ug/m3)	Degreasing SCE ± s (c) (ug/m3)	Biogenic SCE ± s (c) (ug/m3)	Commercial Natural Gas SCE ± s (c) (ug/m3)	Geogenic Natural Gas SCE ± s (c) (ug/m3)	Liquefied Petroleum Gas SCE ± s (c) (ug/m3)	Unidentified SCE ± s (c) (ug/m3)	Calculated Mass SCE ± s (c) (ug/m3)	Measured Mass SCE ± s (c) (ug/m3)
AZUS	870827	15	223.8 ± 33.1	33.2 ± 18.7	8.7 ± 7.5	1.1 ± 0.9	10.0 ± 2.1	0.5 ± 0.3	0.0 ± 0.0	36.7 ± 10.6	16.0 ± 5.0	45.3 ± 17.9	375.3 ± 44.3	362.8 ± 12.7
AZUS	870828	15	253.3 ± 38.7	61.0 ± 22.1	26.3 ± 9.9	2.6 ± 1.1	14.6 ± 2.8	0.5 ± 0.4	0.0 ± 0.0	44.6 ± 12.4	20.2 ± 6.1	103.9 ± 30.6	527.1 ± 56.7	499.9 ± 20.0
AZUS	870829	15	271.1 ± 27.3	0.0 ± 0.0	147.3 ± 20.2	2.4 ± 1.2	7.0 ± 1.8	0.3 ± 0.4	30.0 ± 7.9	21.0 ± 16.3	47.2 ± 10.7	29.4 ± 17.6	555.8 ± 63.7	493.5 ± 14.8
AZUS	870902	6	217.8 ± 42.4	381.2 ± 35.9	0.0 ± 0.0	3.7 ± 1.9	18.1 ± 3.3	1.0 ± 0.5	0.0 ± 0.0	110.9 ± 17.3	46.6 ± 12.7	200.1 ± 55.9	899.3 ± 81.8	1002.6 ± 37.4
AZUS	870902	15	248.8 ± 39.5	36.2 ± 23.3	46.8 ± 11.3	1.4 ± 1.0	12.4 ± 2.5	0.6 ± 0.4	10.3 ± 5.3	19.3 ± 15.3	25.5 ± 6.4	54.7 ± 20.8	456.0 ± 50.5	417.3 ± 14.7
AZUS	870903	6	322.6 ± 52.9	150.5 ± 33.2	45.1 ± 15.6	4.7 ± 1.7	16.0 ± 3.0	1.0 ± 0.5	0.0 ± 0.0	91.8 ± 19.3	27.2 ± 9.6	83.7 ± 31.9	742.7 ± 75.1	746.8 ± 23.7
AZUS	870903	11	173.4 ± 17.1	0.0 ± 0.0	43.0 ± 8.8	1.4 ± 0.8	7.6 ± 1.7	0.1 ± 0.3	8.6 ± 3.7	19.2 ± 10.7	19.8 ± 4.9	113.6 ± 29.0	386.0 ± 36.9	363.9 ± 16.8
BURK	870624	11	347.9 ± 54.3	61.4 ± 32.2	53.7 ± 15.4	2.6 ± 1.3	10.8 ± 2.4	0.6 ± 0.4	15.5 ± 7.9	43.4 ± 21.6	48.6 ± 11.4	48.0 ± 24.5	632.6 ± 74.1	577.0 ± 18.4
BURK	870625	11	311.1 ± 46.2	49.4 ± 26.8	66.7 ± 14.5	2.4 ± 1.2	10.4 ± 2.3	0.6 ± 0.4	0.0 ± 0.0	57.9 ± 15.1	29.3 ± 8.2	0.0 ± 0.0	527.8 ± 58.0	449.7 ± 11.8
BURK	870625	15	225.2 ± 32.9	31.8 ± 19.2	34.1 ± 9.5	1.6 ± 0.9	8.6 ± 1.9	0.6 ± 0.4	0.0 ± 0.0	42.7 ± 10.9	21.8 ± 6.1	0.0 ± 0.0	366.5 ± 41.3	344.0 ± 9.7
BURK	870713	11	214.2 ± 34.3	61.1 ± 20.5	38.9 ± 10.5	3.7 ± 1.2	10.3 ± 2.2	0.4 ± 0.3	0.0 ± 0.0	54.0 ± 12.1	36.6 ± 8.8	31.4 ± 16.3	450.5 ± 47.0	435.4 ± 13.3
BURK	870713	15	225.9 ± 20.7	0.0 ± 0.0	33.0 ± 9.0	5.7 ± 1.3	14.3 ± 2.7	0.8 ± 0.4	0.0 ± 0.0	40.4 ± 10.9	53.3 ± 11.3	99.2 ± 27.7	472.6 ± 39.1	474.2 ± 18.1
BURK	870714	6	212.9 ± 34.8	65.1 ± 21.8	22.8 ± 9.7	2.0 ± 1.0	9.3 ± 1.9	0.4 ± 0.3	7.2 ± 5.0	34.0 ± 15.0	31.9 ± 7.6	49.8 ± 19.0	435.6 ± 49.5	428.9 ± 14.1
BURK	870714	11	306.4 ± 49.7	147.1 ± 30.2	51.7 ± 14.0	2.6 ± 1.4	15.6 ± 3.1	0.6 ± 0.4	0.0 ± 0.0	48.9 ± 15.9	37.0 ± 9.3	69.0 ± 28.7	678.9 ± 68.9	640.6 ± 21.5
BURK	870714	15	239.9 ± 38.3	111.7 ± 23.2	22.5 ± 9.3	1.1 ± 1.0	11.9 ± 2.4	0.7 ± 0.4	0.0 ± 0.0	34.3 ± 12.1	27.0 ± 6.8	54.1 ± 22.2	503.2 ± 52.8	491.0 ± 16.4
BURK	870715	6	237.0 ± 37.2	96.3 ± 22.6	16.1 ± 9.2	3.5 ± 1.2	8.8 ± 2.0	0.4 ± 0.4	0.0 ± 0.0	46.0 ± 12.6	17.9 ± 5.9	35.8 ± 18.7	461.9 ± 50.3	459.6 ± 14.1
BURK	870715	11	262.5 ± 43.9	83.9 ± 27.5	48.7 ± 13.6	3.0 ± 1.2	13.8 ± 2.7	0.4 ± 0.4	11.1 ± 6.6	50.2 ± 18.9	36.0 ± 9.2	67.5 ± 24.8	577.2 ± 63.1	554.6 ± 18.4
BURK	870715	15	244.7 ± 39.0	102.9 ± 23.3	31.3 ± 9.9	3.9 ± 1.3	9.4 ± 2.0	0.4 ± 0.4	0.0 ± 0.0	33.1 ± 12.1	24.3 ± 6.4	24.0 ± 17.8	474.0 ± 51.7	461.6 ± 13.6
BURK	870827	11	401.1 ± 61.7	71.4 ± 35.3	67.2 ± 14.6	1.6 ± 0.4	22.5 ± 4.0	0.2 ± 0.5	7.9 ± 5.2	0.0 ± 0.0	40.2 ± 7.8	226.8 ± 60.4	838.8 ± 95.0	769.8 ± 36.4
BURK	870827	15	214.2 ± 35.1	121.4 ± 22.0	15.6 ± 8.3	0.8 ± 1.0	11.6 ± 2.3	0.6 ± 0.4	0.0 ± 0.0	32.8 ± 11.2	11.6 ± 4.5	27.5 ± 17.6	436.0 ± 47.4	423.8 ± 13.3
BURK	870828	6	714.0 ± 108.8	212.9 ± 68.3	79.4 ± 29.0	4.9 ± 2.6	20.1 ± 4.7	1.5 ± 0.9	23.8 ± 14.6	57.2 ± 44.4	37.6 ± 13.6	0.0 ± 0.0	1151.4 ± 140.5	1137.9 ± 31.4
BURK	870828	11	499.5 ± 71.9	122.7 ± 41.6	53.4 ± 18.2	2.5 ± 1.8	18.1 ± 3.7	0.7 ± 0.6	0.0 ± 0.0	66.9 ± 22.5	28.8 ± 9.6	0.0 ± 0.0	792.5 ± 88.6	732.9 ± 21.5
BURK	870828	15	237.4 ± 38.8	135.4 ± 24.1	49.8 ± 11.6	0.7 ± 1.1	13.5 ± 2.6	0.8 ± 0.4	0.0 ± 0.0	28.9 ± 12.2	34.3 ± 8.0	156.8 ± 42.6	657.6 ± 65.2	649.9 ± 27.0
BURK	870829	6	483.1 ± 42.7	0.0 ± 0.0	55.6 ± 18.9	4.6 ± 1.8	14.8 ± 3.1	0.4 ± 0.6	48.1 ± 14.1	79.0 ± 27.2	123.8 ± 25.9	93.8 ± 36.4	902.5 ± 71.7	905.5 ± 28.7
BURK	870829	11	403.5 ± 37.4	0.0 ± 0.0	105.7 ± 19.9	3.4 ± 1.5	13.5 ± 2.8	0.2 ± 0.5	13.5 ± 7.9	50.7 ± 23.0	77.9 ± 16.6	48.4 ± 26.3	716.6 ± 58.0	659.5 ± 20.4
BURK	870829	15	195.4 ± 29.3	94.0 ± 19.9	0.0 ± 0.0	1.1 ± 0.9	7.2 ± 1.7	0.4 ± 0.3	19.1 ± 4.8	0.0 ± 0.0	66.2 ± 12.4	53.2 ± 19.3	436.5 ± 42.5	421.0 ± 15.1
BURK	870902	6	775.2 ± 129.7	404.3 ± 84.3	326.3 ± 49.0	5.3 ± 3.4	32.7 ± 6.3	1.9 ± 1.1	48.6 ± 14.1	0.0 ± 0.0	49.8 ± 11.4	0.0 ± 0.0	1644.1 ± 163.5	1558.3 ± 37.7
BURK	870902	11	403.6 ± 61.4	88.1 ± 34.8	122.8 ± 21.3	2.2 ± 1.5	16.7 ± 3.3	1.0 ± 0.5	0.0 ± 0.0	51.9 ± 18.9	31.0 ± 9.0	43.3 ± 27.7	760.4 ± 81.6	694.3 ± 21.7
BURK	870903	6	392.6 ± 64.6	143.5 ± 40.5	58.9 ± 18.1	3.1 ± 1.6	17.8 ± 3.5	0.8 ± 0.5	20.0 ± 9.3	44.8 ± 26.7	28.5 ± 9.2	132.2 ± 42.9	842.2 ± 94.2	849.5 ± 29.6
BURK	870903	11	286.3 ± 44.7	86.5 ± 27.0	0.0 ± 0.0	2.9 ± 1.2	13.9 ± 2.8	0.7 ± 0.4	0.0 ± 0.0	78.6 ± 14.2	29.9 ± 8.8	165.5 ± 44.6	664.3 ± 70.8	641.9 ± 27.7
BURK	870903	15	197.2 ± 31.6	80.6 ± 19.1	27.9 ± 8.6	1.4 ± 0.9	11.4 ± 2.2	0.6 ± 0.3	0.0 ± 0.0	35.2 ± 10.4	16.2 ± 5.0	77.8 ± 24.1	448.2 ± 46.5	436.8 ± 16.5
BURK	871111	7	1066.5 ± 150.6	349.0 ± 108.6	0.0 ± 0.0	6.0 ± 3.7	45.0 ± 8.7	2.4 ± 1.3	0.0 ± 0.0	178.5 ± 27.1	0.0 ± 0.0	0.0 ± 0.0	1647.3 ± 187.9	1614.1 ± 47.6
BURK	871111	16	330.2 ± 42.6	132.5 ± 34.7	16.7 ± 8.1	1.5 ± 1.3	11.9 ± 2.5	1.3 ± 0.5	0.0 ± 0.0	0.0 ± 0.0	12.5 ± 2.5	58.9 ± 26.9	565.6 ± 61.8	542.7 ± 19.1
BURK	871112	7	1520.4 ± 214.3	344.6 ± 152.3	106.0 ± 43.7	7.3 ± 5.0	47.0 ± 9.7	2.5 ± 1.7	0.0 ± 0.0	168.9 ± 65.1	36.0 ± 22.0	0.0 ± 0.0	2232.6 ± 275.4	2119.4 ± 57.2
BURK	871112	12	255.9 ± 38.8	97.1 ± 28.5	23.9 ± 8.7	0.8 ± 1.0	9.7 ± 2.1	0.6 ± 0.4	0.0 ± 0.0	24.2 ± 11.5	10.2 ± 4.1	0.0 ± 0.0	422.5 ± 50.5	400.7 ± 12.0
BURK	871112	16	570.7 ± 89.0	228.0 ± 65.0	62.8 ± 21.7	3.4 ± 2.2	23.0 ± .46	0.7 ± 0.7	0.0 ± 0.0	86.9 ± 27.4	55.1 ± 14.7	77.9 ± 44.0	1108.5 ± 124.7	1045.8 ± 33.0
BURK	871113	7	488.7 ± 72.9	156.5 ± 53.6	32.0 ± 15.5	3.6 ± 1.9	16.4 ± 3.5	0.7 ± 0.6	0.0 ± 0.0	75.0 ± 22.9	32.9 ± 10.4	0.0 ± 0.0	805.7 ± 95.3	777.3 ± 21.2
BURK	871113	12	613.4 ± 52.9	0.0 ± 0.0	82.8 ± 21.0	5.0 ± 2.1	16.6 ± 3.7	0.4 ± 0.7	0.0 ± 0.0	70.5 ± 25.9	29.5 ± 10.5	40.5 ± 35.5	858.7 ± 72.8	777.5 ± 23.6
BURK	871113	16	385.0 ± 58.1	105.5 ± 40.7	53.8 ± 14.8	2.1 ± 1.4	8.6 ± 2.2	0.6 ± 0.5	0.0 ± 0.0	30.2 ± 16.9	31.0 ± 8.1	49.5 ± 27.4	666.3 ± 79.8	642.6 ± 19.9
BURK	871203	7	2063.6 ± 160.7	0.0 ± 0.0	159.2 ± 53.3	6.0 ± 5.8	52.0 ± 11.2	2.6 ± 2.2	0.0 ± 0.0	160.8 ± 81.2	42.7 ± 26.2	0.0 ± 0.0	2486.9 ± 190.0	2252.1 ± 60.2
BURK	871203	12	410.7 ± 59.3	80.7 ± 41.5	42.1 ± 13.1	1.0 ± 1.4	18.6 ± 4.0	0.6 ± 0.5	0.0 ± 0.0	23.2 ± 16.8	16.7 ± 6.0	0.0 ± 0.0	593.6 ± 75.8	554.0 ± 17.3
BURK	871210	7	1678.4 ± 250.3	306.1 ± 182.5	265.1 ± 59.6	5.2 ± 5.2	61.6 ± 11.8	2.6 ± 1.8	33.8 ± 21.2	0.0 ± 0.0	62.6 ± 14.0	0.0 ± 0.0	2415.4 ± 316.8	2176.8 ± 55.3
BURK	871210	16	612.1 ± 100.5	378.4 ± 76.8	70.3 ± 24.9	4.0 ± 2.6	24.7 ± 5.3	1.5 ± 0.8	0.0 ± 0.0	69.8 ± 29.5	26.6 ± 10.9	0.0 ± 0.0	1187.2 ± 132.8	1066.2 ± 27.1

Table C-1
Individual Source Contribution Estimates to NMHC at SCAQS Sites

Site (a)	Date	Time (b) (PST)	Vehicle Exhaust SCE ± s (c) (ug/m3)	Liquid Gasoline SCE ± s (c) (ug/m3)	Gasoline Vapor SCE ± s (c) (ug/m3)	Architectural Coatings SCE ± s (c) (ug/m3)	Degreasing SCE ± s (c) (ug/m3)	Biogenic SCE ± s (c) (ug/m3)	Commercial Natural Gas SCE ± s (c) (ug/m3)	Geogenic Natural Gas SCE ± s (c) (ug/m3)	Liquefied Petroleum Gas SCE ± s (c) (ug/m3)	Unidentified SCE ± s (c) (ug/m3)	Calculated Mass SCE ± s (c) (ug/m3)	Measured Mass SCE ± s (c) (ug/m3)
BURK	871211	7	1941.5 ± 286.2	392.9 ± 209.0	226.9 ± 59.0	6.9 ± 6.1	63.7 ± 12.8	3.1 ± 2.1	36.4 ± 24.3	0.0 ± 0.0	84.9 ± 18.1	0.0 ± 0.0	2756.2 ± 360.8	2614.4 ± 77.9
BURK	871211	12	690.9 ± 105.4	275.1 ± 76.6	128.3 ± 30.8	2.2 ± 2.5	27.6 ± 5.5	0.7 ± 0.8	0.0 ± 0.0	46.0 ± 10.2	33.8 ± 11.1	0.0 ± 0.0	1202.5 ± 137.8	1107.6 ± 31.5
BURK	871211	16	1241.4 ± 191.3	417.7 ± 141.0	266.0 ± 61.6	10.2 ± 4.8	53.2 ± 10.6	1.2 ± 1.4	0.0 ± 0.0	205.7 ± 59.6	78.7 ± 26.9	0.0 ± 0.0	2274.2 ± 254.4	2085.5 ± 54.0
CELA	870624	6	491.1 ± 77.3	86.4 ± 41.8	29.4 ± 15.6	3.4 ± 1.7	11.1 ± 2.7	0.7 ± 0.6	0.0 ± 0.0	56.0 ± 21.5	33.9 ± 9.8	60.3 ± 33.2	772.3 ± 98.1	716.9 ± 21.1
CELA	870624	11	186.7 ± 34.4	183.1 ± 24.9	113.8 ± 17.5	1.7 ± 1.3	13.8 ± 2.6	0.3 ± 0.4	0.0 ± 0.0	26.5 ± 11.0	11.5 ± 4.4	30.9 ± 20.1	568.2 ± 51.6	533.6 ± 16.5
CELA	870624	15	225.9 ± 36.2	49.6 ± 22.1	27.8 ± 9.8	1.7 ± 0.9	6.4 ± 1.6	0.2 ± 0.3	6.0 ± 4.9	30.4 ± 14.8	21.8 ± 6.0	41.8 ± 17.7	411.5 ± 49.9	387.4 ± 12.7
CELA	870625	11	316.5 ± 48.4	69.2 ± 29.1	115.0 ± 19.5	3.1 ± 1.4	9.2 ± 2.2	0.7 ± 0.4	0.0 ± 0.0	75.4 ± 16.9	38.5 ± 10.4	0.0 ± 0.0	627.6 ± 63.0	599.2 ± 16.3
CELA	870713	6	288.6 ± 43.5	28.8 ± 25.1	0.0 ± 0.0	5.8 ± 1.5	8.3 ± 1.9	0.6 ± 0.4	0.0 ± 0.0	79.7 ± 12.8	7.6 ± 5.9	55.4 ± 22.1	474.6 ± 56.7	512.7 ± 15.6
CELA	870713	11	314.8 ± 27.9	0.0 ± 0.0	54.4 ± 12.6	9.7 ± 2.0	9.9 ± 2.1	0.8 ± 0.4	0.0 ± 0.0	46.2 ± 13.8	23.3 ± 6.9	86.2 ± 28.1	545.3 ± 44.5	536.4 ± 18.6
CELA	870713	15	163.5 ± 22.1	41.6 ± 14.1	15.0 ± 4.9	2.6 ± 0.9	3.6 ± 1.2	0.4 ± 0.3	0.0 ± 0.0	0.0 ± 0.0	15.8 ± 2.9	23.5 ± 11.7	265.9 ± 29.3	264.1 ± 8.5
CELA	870714	6	261.5 ± 39.6	61.8 ± 22.6	15.6 ± 8.6	3.4 ± 1.2	7.8 ± 1.8	0.4 ± 0.4	0.0 ± 0.0	30.9 ± 12.0	21.6 ± 5.8	21.7 ± 16.9	425.0 ± 51.2	416.0 ± 12.2
CELA	870714	11	362.3 ± 56.6	118.0 ± 32.6	60.0 ± 15.4	2.9 ± 1.5	15.2 ± 3.0	0.5 ± 0.5	0.0 ± 0.0	50.2 ± 17.5	36.7 ± 9.5	47.3 ± 26.8	693.2 ± 75.1	654.5 ± 20.3
CELA	870714	15	198.6 ± 25.9	49.0 ± 16.3	17.3 ± 5.7	2.2 ± 0.9	5.3 ± 1.4	0.3 ± 0.3	0.0 ± 0.0	0.0 ± 0.0	8.5 ± 1.7	25.4 ± 13.7	306.7 ± 34.2	296.1 ± 9.8
CELA	870715	15	222.7 ± 35.6	88.3 ± 20.8	38.5 ± 9.4	1.4 ± 1.0	9.0 ± 1.9	0.5 ± 0.4	0.0 ± 0.0	20.6 ± 10.5	13.5 ± 4.2	77.1 ± 24.9	471.5 ± 50.4	465.8 ± 17.0
CELA	870827	15	247.8 ± 33.4	161.0 ± 24.4	10.4 ± 6.7	1.2 ± 1.4	6.8 ± 1.8	0.4 ± 0.4	0.0 ± 0.0	0.0 ± 0.0	10.0 ± 2.0	54.6 ± 23.6	492.2 ± 48.2	518.7 ± 17.4
CELA	870828	11	582.0 ± 83.5	76.0 ± 47.5	85.4 ± 19.6	6.6 ± 2.3	14.4 ± 3.3	0.6 ± 0.6	12.5 ± 7.5	0.0 ± 0.0	42.9 ± 8.6	73.8 ± 38.8	894.3 ± 106.1	818.9 ± 26.8
CELA	870828	15	215.5 ± 32.4	52.6 ± 18.3	24.3 ± 7.4	1.5 ± 0.9	7.0 ± 1.6	0.3 ± 0.3	0.0 ± 0.0	11.3 ± 9.4	12.3 ± 3.7	146.8 ± 37.8	471.7 ± 54.5	448.9 ± 22.0
CELA	870829	6	319.8 ± 53.6	144.8 ± 35.1	52.5 ± 15.9	4.4 ± 1.6	7.3 ± 2.0	0.6 ± 0.4	21.6 ± 8.6	44.1 ± 23.7	37.8 ± 10.1	31.6 ± 23.4	664.5 ± 75.1	656.0 ± 18.5
CELA	870902	6	454.9 ± 62.9	440.5 ± 50.1	78.4 ± 18.2	3.8 ± 2.6	35.2 ± 6.2	1.6 ± 0.8	0.0 ± 0.0	0.0 ± 0.0	0.0 ± 0.0	0.0 ± 0.0	1014.4 ± 82.8	1059.1 ± 30.4
CELA	870902	11	710.3 ± 107.6	279.6 ± 65.9	135.9 ± 32.2	6.6 ± 3.0	27.8 ± 5.5	0.9 ± 0.8	0.0 ± 0.0	119.9 ± 35.3	46.3 ± 15.8	0.0 ± 0.0	1327.2 ± 136.0	1251.1 ± 35.6
CELA	870903	6	511.8 ± 78.5	178.9 ± 45.1	43.8 ± 16.7	5.6 ± 2.2	10.8 ± 2.8	1.0 ± 0.6	0.0 ± 0.0	38.9 ± 22.3	25.2 ± 8.4	53.8 ± 35.7	869.8 ± 101.7	845.0 ± 25.5
CELA	871111	5	330.2 ± 52.6	149.0 ± 42.5	0.0 ± 0.0	2.4 ± 1.4	20.1 ± 3.7	0.7 ± 0.5	12.0 ± 6.9	41.2 ± 18.5	7.7 ± 5.4	70.7 ± 30.0	633.9 ± 76.9	613.2 ± 21.3
CELA	871111	9	222.8 ± 43.6	191.8 ± 34.4	0.0 ± 0.0	2.9 ± 1.3	11.7 ± 2.6	0.7 ± 0.4	7.9 ± 3.5	0.0 ± 0.0	18.9 ± 3.7	111.4 ± 34.4	568.1 ± 65.5	552.8 ± 22.8
CELA	871111	14	146.5 ± 24.1	44.8 ± 19.5	23.6 ± 6.6	1.5 ± 0.8	5.6 ± 1.4	0.3 ± 0.3	3.6 ± 3.2	19.3 ± 10.5	10.3 ± 3.5	57.4 ± 17.4	312.9 ± 38.0	302.2 ± 11.7
CELA	871112	5	444.3 ± 70.5	193.3 ± 56.3	0.0 ± 0.0	3.7 ± 1.9	27.1 ± 5.0	1.0 ± 0.6	27.4 ± 11.3	84.6 ± 25.9	12.7 ± 8.8	62.1 ± 35.3	856.0 ± 101.5	863.2 ± 26.4
CELA	871112	9	551.1 ± 78.6	641.2 ± 71.8	0.0 ± 0.0	3.4 ± 3.2	38.7 ± 7.1	1.8 ± 1.0	0.0 ± 0.0	0.0 ± 0.0	17.3 ± 3.5	0.0 ± 0.0	1253.6 ± 106.8	1211.1 ± 38.5
CELA	871112	14	732.7 ± 89.6	0.0 ± 0.0	765.5 ± 85.7	7.2 ± 3.5	26.6 ± 6.1	0.8 ± 1.1	0.0 ± 0.0	92.8 ± 36.8	60.1 ± 18.5	62.0 ± 50.4	1747.8 ± 140.2	1607.8 ± 47.7
CELA	871113	5	347.6 ± 59.9	188.5 ± 48.0	37.4 ± 17.5	4.7 ± 1.8	18.2 ± 3.5	0.6 ± 0.5	0.0 ± 0.0	137.9 ± 23.1	38.1 ± 12.2	75.4 ± 33.2	840.3 ± 89.4	843.8 ± 25.7
CELA	871113	9	436.3 ± 69.9	170.3 ± 51.8	50.8 ± 18.0	4.2 ± 1.9	17.3 ± 3.6	0.5 ± 0.5	0.0 ± 0.0	95.4 ± 22.9	43.6 ± 12.6	32.8 ± 30.4	851.2 ± 97.6	810.7 ± 23.4
CELA	871113	12	383.8 ± 63.4	185.3 ± 48.5	26.0 ± 15.1	4.7 ± 1.8	19.3 ± 4.1	0.3 ± 0.5	0.0 ± 0.0	99.1 ± 21.7	52.6 ± 13.8	61.8 ± 32.3	833.0 ± 91.3	795.8 ± 25.1
CELA	871113	14	365.9 ± 58.8	82.5 ± 44.7	86.2 ± 19.3	3.6 ± 1.5	16.5 ± 3.4	0.3 ± 0.5	10.6 ± 8.3	61.7 ± 23.9	62.3 ± 14.2	65.1 ± 29.0	754.5 ± 86.7	710.9 ± 22.5
CELA	871203	5	688.6 ± 105.5	167.9 ± 80.4	74.9 ± 25.1	3.0 ± 2.3	34.4 ± 6.3	1.0 ± 0.8	24.9 ± 14.3	74.7 ± 41.5	35.6 ± 13.4	0.0 ± 0.0	1105.0 ± 142.7	1091.7 ± 31.2
CELA	871203	9	713.9 ± 104.8	194.0 ± 73.0	34.0 ± 18.7	2.7 ± 2.4	19.4 ± 4.3	1.1 ± 0.8	0.0 ± 0.0	41.3 ± 29.8	36.5 ± 10.2	72.5 ± 47.9	1105.4 ± 141.3	1026.4 ± 33.0
CELA	871203	14	867.2 ± 57.6	0.0 ± 0.0	78.9 ± 21.4	3.0 ± 2.5	19.5 ± 4.7	0.3 ± 0.9	0.0 ± 0.0	0.0 ± 0.0	48.7 ± 9.2	70.1 ± 50.0	1087.6 ± 79.9	929.5 ± 31.3
CELA	871210	5	680.1 ± 102.6	129.5 ± 76.8	49.8 ± 21.0	4.4 ± 2.3	33.0 ± 6.1	7.1 ± 1.7	24.9 ± 13.7	66.8 ± 40.1	16.6 ± 11.1	159.4 ± 58.7	1171.6 ± 149.2	1178.9 ± 40.2
CELA	871210	9	595.2 ± 89.9	190.3 ± 63.5	33.3 ± 17.0	4.2 ± 2.2	27.9 ± 5.7	1.0 ± 0.7	0.0 ± 0.0	45.3 ± 25.8	22.0 ± 8.9	58.6 ± 41.0	975.8 ± 121.9	924.9 ± 29.1
CELA	871210	14	275.1 ± 43.1	101.0 ± 31.7	56.3 ± 13.2	1.5 ± 1.1	12.6 ± 2.7	0.5 ± 0.4	0.0 ± 0.0	32.9 ± 13.0	19.6 ± 5.9	44.0 ± 22.1	543.3 ± 61.1	510.9 ± 16.7
CELA	871211	5	816.5 ± 130.4	312.6 ± 102.0	119.0 ± 34.5	4.8 ± 3.1	39.3 ± 7.3	1.8 ± 1.0	59.7 ± 20.7	87.7 ± 52.7	33.2 ± 16.2	87.1 ± 59.9	1561.7 ± 188.9	1539.5 ± 45.5
CELA	871211	7	1479.5 ± 224.6	406.2 ± 172.0	98.7 ± 44.5	7.0 ± 5.0	50.9 ± 9.9	3.1 ± 1.7	36.7 ± 27.5	95.6 ± 85.9	60.1 ± 24.6	0.0 ± 0.0	2237.8 ± 301.4	2133.9 ± 58.3
CELA	871211	9	853.8 ± 127.2	227.5 ± 90.7	92.7 ± 28.9	6.7 ± 3.1	25.7 ± 5.4	1.4 ± 1.0	0.0 ± 0.0	87.9 ± 36.8	35.1 ± 13.6	0.0 ± 0.0	1325.6 ± 163.8	1086.0 ± 26.9
CELA	871211	14	721.6 ± 119.8	368.5 ± 94.5	352.3 ± 60.5	10.7 ± 3.8	32.9 ± 6.6	1.0 ± 0.9	0.0 ± 0.0	142.9 ± 39.4	37.5 ± 16.7	130.3 ± 65.5	1797.8 ± 182.0	1726.9 ± 52.9
CLAR	870624	4	155.9 ± 26.9	37.1 ± 16.8	29.4 ± 8.0	2.6 ± 0.9	4.9 ± 1.3	0.3 ± 0.3	12.8 ± 4.5	24.5 ± 11.2	18.8 ± 5.1	14.5 ± 10.5	300.7 ± 36.8	281.1 ± 8.4
CLAR	870624	6	197.0 ± 32.5	53.2 ± 20.3	35.5 ± 9.5	2.3 ± 1.0	5.8 ± 1.5	0.7 ± 0.3	7.7 ± 4.4	21.6 ± 13.5	17.5 ± 5.0	0.0 ± 11.3	341.2 ± 43.8	308.8 ± 7.8

Table C-1
Individual Source Contribution Estimates to NMHC at SCAQS Sites

Site (a)	Date	Time (b) (PST)	Vehicle Exhaust SCE ± s (c) (ug/m3)	Liquid Gasoline SCE ± s (c) (ug/m3)	Gasoline Vapor SCE ± s (c) (ug/m3)	Architectural Coatings SCE ± s (c) (ug/m3)	Degreasing SCE ± s (c) (ug/m3)	Biogenic SCE ± s (c) (ug/m3)	Commercial Natural Gas SCE ± s (c) (ug/m3)	Geogenic Natural Gas SCE ± s (c) (ug/m3)	Liquefied Petroleum Gas SCE ± s (c) (ug/m3)	Unidentified SCE ± s (c) (ug/m3)	Calculated Mass SCE ± s (c) (ug/m3)	Measured Mass SCE ± s (c) (ug/m3)
CLAR	870624	13	278.1 ± 25.8	0.0 ± 0.0	61.4 ± 13.1	2.3 ± 1.1	9.5 ± 2.1	1.8 ± 0.5	4.4 ± 5.0	36.5 ± 16.0	27.6 ± 7.2	3.8 ± 15.2	425.4 ± 37.5	372.8 ± 10.6
CLAR	870624	15	213.9 ± 21.2	0.0 ± 0.0	79.8 ± 13.2	2.6 ± 1.0	9.9 ± 2.1	1.4 ± 0.4	17.3 ± 5.7	30.1 ± 13.2	53.8 ± 11.3	0.0 ± 11.8	408.7 ± 33.2	355.6 ± 10.7
CLAR	870625	4	262.7 ± 43.2	104.1 ± 26.6	54.7 ± 11.2	2.7 ± 1.2	6.1 ± 1.7	0.5 ± 0.4	17.6 ± 5.0	0.0 ± 0.0	29.9 ± 6.0	9.2 ± 16.9	487.6 ± 55.2	465.0 ± 12.8
CLAR	870625	15	156.3 ± 15.8	0.0 ± 0.0	53.7 ± 9.4	1.7 ± 0.8	4.7 ± 1.3	1.1 ± 0.4	5.5 ± 3.3	22.7 ± 10.1	26.5 ± 6.0	0.0 ± 8.5	272.1 ± 23.7	218.8 ± 6.3
CLAR	870713	6	273.5 ± 44.3	76.7 ± 26.1	37.3 ± 9.4	4.5 ± 1.4	6.3 ± 1.7	0.6 ± 0.4	17.3 ± 5.0	0.0 ± 0.0	22.0 ± 4.6	0.0 ± 15.5	438.1 ± 55.0	414.7 ± 10.6
CLAR	870713	8	411.9 ± 34.6	0.0 ± 0.0	26.4 ± 12.7	2.9 ± 1.6	8.2 ± 2.2	1.3 ± 0.6	0.0 ± 0.0	46.4 ± 17.1	17.4 ± 6.7	71.0 ± 29.2	585.5 ± 50.6	544.7 ± 18.9
CLAR	870713	11	124.7 ± 10.9	0.0 ± 0.0	24.1 ± 5.0	2.1 ± 0.7	5.2 ± 1.3	1.2 ± 0.4	8.1 ± 2.2	0.0 ± 0.0	15.4 ± 3.1	22.7 ± 9.2	203.5 ± 15.7	185.4 ± 6.5
CLAR	870713	15	172.8 ± 16.7	0.0 ± 0.0	27.9 ± 7.3	3.2 ± 0.9	11.1 ± 2.1	1.8 ± 0.5	0.0 ± 0.0	32.5 ± 8.5	24.0 ± 5.8	25.5 ± 12.2	298.7 ± 24.4	281.1 ± 9.1
CLAR	870714	4	148.2 ± 24.8	49.1 ± 15.2	18.9 ± 5.3	2.2 ± 0.8	5.4 ± 1.4	0.3 ± 0.3	16.3 ± 3.8	0.0 ± 0.0	16.7 ± 3.5	9.8 ± 9.7	266.9 ± 31.6	267.2 ± 7.6
CLAR	870714	6	204.5 ± 33.7	80.1 ± 21.9	12.8 ± 8.7	3.2 ± 1.1	10.2 ± 2.0	0.8 ± 0.4	10.4 ± 5.0	23.7 ± 14.9	13.2 ± 4.7	37.1 ± 17.0	396.1 ± 47.5	392.6 ± 12.6
CLAR	870714	8	237.7 ± 37.9	67.3 ± 22.5	31.3 ± 8.2	4.0 ± 1.2	7.4 ± 1.7	1.5 ± 0.5	14.1 ± 4.2	0.0 ± 0.0	25.8 ± 5.2	16.9 ± 15.3	405.9 ± 47.9	381.6 ± 11.3
CLAR	870714	11	168.1 ± 27.7	24.2 ± 17.0	53.0 ± 9.8	2.6 ± 0.9	9.6 ± 1.9	1.7 ± 0.5	10.3 ± 4.2	17.6 ± 11.4	28.8 ± 6.5	28.8 ± 11.0	344.8 ± 38.9	319.8 ± 10.1
CLAR	870714	13	191.6 ± 19.3	0.0 ± 0.0	59.9 ± 10.8	3.3 ± 1.0	12.8 ± 2.4	1.6 ± 0.5	0.0 ± 0.0	41.8 ± 10.0	57.7 ± 11.8	71.8 ± 21.3	440.5 ± 34.5	412.4 ± 15.3
CLAR	870714	15	236.9 ± 36.3	36.7 ± 20.6	45.8 ± 10.9	2.3 ± 1.0	14.3 ± 2.7	2.5 ± 0.7	0.0 ± 0.0	47.1 ± 11.9	37.3 ± 8.7	27.0 ± 16.3	450.0 ± 48.6	402.1 ± 12.7
CLAR	870715	4	181.8 ± 29.9	59.4 ± 18.2	26.7 ± 6.6	3.7 ± 1.1	6.3 ± 1.5	0.3 ± 0.3	11.0 ± 3.3	0.0 ± 0.0	17.2 ± 3.5	10.6 ± 11.7	317.0 ± 37.8	308.4 ± 8.8
CLAR	870715	6	160.8 ± 27.1	67.5 ± 17.0	25.1 ± 6.2	1.5 ± 0.8	7.4 ± 1.6	0.3 ± 0.3	10.0 ± 3.0	0.0 ± 0.0	18.0 ± 3.6	10.3 ± 11.1	301.0 ± 34.8	283.2 ± 8.4
CLAR	870715	8	159.5 ± 27.0	62.3 ± 16.8	29.4 ± 6.6	1.8 ± 0.8	7.1 ± 1.6	0.4 ± 0.3	9.5 ± 2.9	0.0 ± 0.0	19.6 ± 3.9	8.1 ± 10.6	297.8 ± 34.6	273.8 ± 8.2
CLAR	870715	11	142.4 ± 23.4	33.3 ± 14.7	16.6 ± 6.2	2.6 ± 0.8	7.5 ± 1.6	0.9 ± 0.3	4.2 ± 3.1	12.4 ± 9.8	14.6 ± 3.8	29.0 ± 11.8	263.4 ± 32.6	248.2 ± 8.6
CLAR	870715	13	164.8 ± 25.3	23.9 ± 14.5	20.2 ± 6.5	1.6 ± 0.8	9.9 ± 2.0	1.6 ± 0.4	0.0 ± 0.0	26.8 ± 8.1	14.1 ± 4.0	18.8 ± 11.3	281.5 ± 33.2	248.9 ± 8.3
CLAR	870715	15	191.5 ± 17.9	0.0 ± 0.0	28.4 ± 7.7	5.4 ± 1.2	9.0 ± 1.9	2.0 ± 0.5	0.0 ± 0.0	34.4 ± 9.1	14.3 ± 4.5	15.8 ± 11.7	300.8 ± 25.0	277.0 ± 8.4
CLAR	870827	6	381.3 ± 49.9	149.7 ± 32.8	19.3 ± 9.8	1.7 ± 1.4	6.9 ± 2.1	0.0 ± 0.0	0.0 ± 0.0	0.0 ± 0.0	18.7 ± 3.6	0.0 ± 0.0	577.6 ± 60.7	538.7 ± 14.4
CLAR	870827	8	310.1 ± 47.0	123.1 ± 28.3	32.5 ± 11.4	2.0 ± 1.3	8.6 ± 2.0	1.1 ± 0.5	0.0 ± 0.0	31.7 ± 14.2	14.1 ± 5.3	0.0 ± 0.0	523.3 ± 58.1	478.4 ± 13.5
CLAR	870827	11	276.2 ± 41.4	60.6 ± 23.3	21.7 ± 9.6	1.1 ± 1.0	10.4 ± 2.1	1.8 ± 0.5	0.0 ± 0.0	39.1 ± 12.7	11.7 ± 4.9	152.9 ± 41.0	575.5 ± 65.0	531.3 ± 24.6
CLAR	870827	13	283.0 ± 42.5	40.7 ± 24.2	19.2 ± 10.9	1.4 ± 1.1	14.1 ± 2.8	2.1 ± 0.6	0.0 ± 0.0	70.3 ± 14.4	16.8 ± 6.8	196.7 ± 50.2	644.2 ± 72.8	610.7 ± 29.1
CLAR	870827	15	202.6 ± 33.2	64.5 ± 19.7	23.1 ± 10.0	0.9 ± 0.9	10.5 ± 2.3	1.8 ± 0.5	0.0 ± 0.0	59.9 ± 11.7	9.6 ± 5.2	134.7 ± 35.4	507.5 ± 54.9	481.6 ± 21.5
CLAR	870828	4	376.4 ± 50.1	44.1 ± 27.6	0.0 ± 0.0	2.4 ± 1.3	11.3 ± 2.5	0.0 ± 0.0	0.0 ± 0.0	33.7 ± 13.5	15.0 ± 5.3	103.4 ± 41.6	626.3 ± 72.2	590.1 ± 25.4
CLAR	870828	6	501.6 ± 73.7	165.1 ± 43.7	33.8 ± 16.8	3.8 ± 1.9	11.9 ± 2.9	1.5 ± 0.7	0.0 ± 0.0	58.4 ± 22.6	23.9 ± 8.8	0.0 ± 0.0	799.9 ± 90.7	784.9 ± 22.2
CLAR	870828	8	224.2 ± 35.7	49.8 ± 21.8	32.6 ± 9.8	1.6 ± 0.9	10.2 ± 2.1	1.6 ± 0.5	5.2 ± 4.5	18.2 ± 14.4	18.9 ± 5.2	49.1 ± 19.0	411.3 ± 49.7	378.2 ± 13.4
CLAR	870828	11	277.1 ± 39.8	42.0 ± 23.0	34.8 ± 10.6	1.8 ± 1.1	10.6 ± 2.2	3.9 ± 0.6	0.0 ± 0.0	40.6 ± 12.7	21.8 ± 6.3	0.0 ± 0.0	430.6 ± 49.3	387.5 ± 11.6
CLAR	870828	13	196.5 ± 34.0	128.1 ± 22.5	101.9 ± 15.7	1.9 ± 1.2	14.8 ± 2.8	2.7 ± 0.7	0.0 ± 0.0	24.4 ± 11.9	100.9 ± 19.9	52.1 ± 21.4	623.1 ± 54.0	575.9 ± 19.7
CLAR	870828	15	277.2 ± 45.3	61.9 ± 28.0	96.2 ± 17.4	2.2 ± 1.2	18.6 ± 3.4	3.4 ± 0.9	8.9 ± 6.6	50.8 ± 19.3	45.8 ± 10.8	86.8 ± 28.8	651.7 ± 67.1	647.6 ± 21.9
CLAR	870829	4	361.4 ± 62.3	186.4 ± 42.1	90.0 ± 21.2	4.0 ± 1.8	16.8 ± 3.2	0.3 ± 0.5	18.0 ± 9.3	50.9 ± 28.7	36.2 ± 10.7	257.1 ± 68.2	1021.1 ± 108.6	1004.9 ± 42.2
CLAR	870829	6	314.1 ± 51.9	123.1 ± 33.7	44.8 ± 15.9	3.2 ± 1.4	12.1 ± 2.5	1.1 ± 0.5	10.1 ± 8.0	70.5 ± 23.8	23.2 ± 8.6	161.2 ± 45.3	763.3 ± 82.8	746.1 ± 29.2
CLAR	870829	8	301.4 ± 47.6	96.3 ± 28.9	32.0 ± 13.9	3.0 ± 1.3	10.5 ± 2.3	1.2 ± 0.5	0.0 ± 0.0	99.0 ± 18.0	16.8 ± 8.4	137.4 ± 39.5	697.4 ± 72.5	691.0 ± 25.8
CLAR	870902	11	96.9 ± 15.3	133.8 ± 14.2	58.7 ± 9.1	0.0 ± 0.0	5.9 ± 1.4	12.6 ± 2.8	0.0 ± 0.0	0.0 ± 0.0	1.7 ± 0.7	42.7 ± 16.0	352.3 ± 28.1	358.8 ± 12.1
CLAR	870902	15	219.4 ± 22.1	0.0 ± 0.0	107.1 ± 16.1	2.8 ± 1.1	3.6 ± 1.4	3.6 ± 0.9	7.6 ± 4.9	42.9 ± 14.2	28.0 ± 7.3	108.2 ± 28.0	517.2 ± 42.6	505.3 ± 19.2
CLAR	870903	4	255.7 ± 23.6	0.0 ± 0.0	48.0 ± 11.3	3.0 ± 1.1	7.9 ± 1.8	0.0 ± 0.0	0.0 ± 0.0	57.0 ± 12.7	18.6 ± 6.3	154.4 ± 39.8	544.6 ± 49.7	523.7 ± 23.2
CLAR	870903	8	393.6 ± 68.0	285.4 ± 46.8	0.0 ± 0.0	3.2 ± 2.0	12.6 ± 2.9	2.2 ± 0.7	0.0 ± 0.0	126.9 ± 22.6	34.1 ± 10.1	244.5 ± 68.5	1082.6 ± 110.2	1025.2 ± 41.5
CLAR	870903	13	130.7 ± 13.2	0.0 ± 0.0	25.4 ± 6.2	2.0 ± 0.7	7.1 ± 1.6	1.8 ± 0.5	5.9 ± 2.9	18.6 ± 8.6	14.3 ± 3.8	35.6 ± 11.9	241.3 ± 21.3	221.6 ± 8.2
CLAR	870903	15	123.3 ± 12.4	0.0 ± 0.0	20.2 ± 5.7	2.2 ± 0.7	5.2 ± 1.3	1.8 ± 0.5	4.1 ± 2.6	20.9 ± 8.3	9.9 ± 3.2	27.2 ± 10.0	214.7 ± 19.4	201.0 ± 7.1
HAWT	870624	11	111.7 ± 12.6	0.0 ± 0.0	31.7 ± 7.2	1.2 ± 0.7	4.0 ± 1.2	0.1 ± 0.3	12.6 ± 4.1	34.3 ± 8.6	33.0 ± 7.4	39.6 ± 11.9	268.2 ± 22.3	260.0 ± 9.2
HAWT	870714	6	92.0 ± 16.7	21.9 ± 11.4	18.8 ± 7.2	2.0 ± 0.7	7.7 ± 1.6	0.2 ± 0.2	9.2 ± 3.4	21.3 ± 8.2	33.4 ± 7.0	22.7 ± 8.7	249.2 ± 25.8	250.0 ± 7.9
HAWT	870714	11	62.2 ± 13.0	26.2 ± 10.3	68.3 ± 9.3	3.1 ± 0.8	4.7 ± 1.2	0.1 ± 0.2	13.4 ± 3.9	22.2 ± 7.9	57.5 ± 11.4	37.5 ± 10.7	295.1 ± 26.1	304.4 ± 10.2

Table C-1
Individual Source Contribution Estimates to NMHC at SCAQS Sites

Site (a)	Date	Time (b) (PST)	Vehicle Exhaust SCE ± s (c) (ug/m3)	Liquid Gasoline SCE ± s (c) (ug/m3)	Gasoline Vapor SCE ± s (c) (ug/m3)	Architectural Coatings SCE ± s (c) (ug/m3)	Degreasing SCE ± s (c) (ug/m3)	Biogenic SCE ± s (c) (ug/m3)	Commercial Natural Gas SCE ± s (c) (ug/m3)	Geogenic Natural Gas SCE ± s (c) (ug/m3)	Liquefied Petroleum Gas SCE ± s (c) (ug/m3)	Unidentified SCE ± s (c) (ug/m3)	Calculated Mass SCE ± s (c) (ug/m3)	Measured Mass SCE ± s (c) (ug/m3)
HAWT	870714	15	20.6 ± 6.8	27.0 ± 6.0	18.9 ± 3.6	1.8 ± 0.6	3.1 ± 1.0	0.1 ± 0.2	0.0 ± 0.0	19.1 ± 3.7	18.5 ± 4.1	33.1 ± 8.5	142.2 ± 14.1	150.4 ± 6.0
HAWT	870715	6	105.8 ± 18.9	28.5 ± 12.6	47.6 ± 7.9	2.3 ± 0.8	4.1 ± 1.2	0.2 ± 0.3	8.7 ± 3.2	10.5 ± 8.6	27.0 ± 5.7	15.4 ± 8.1	250.1 ± 27.6	244.1 ± 7.2
HAWT	870715	11	67.1 ± 13.2	34.3 ± 9.7	21.1 ± 5.6	1.6 ± 0.7	6.2 ± 1.3	0.1 ± 0.2	0.0 ± 0.0	41.2 ± 6.6	23.8 ± 5.7	22.8 ± 8.1	220.3 ± 21.1	224.6 ± 7.2
HAWT	870715	15	37.0 ± 9.1	30.7 ± 7.8	22.6 ± 4.6	1.5 ± 0.6	1.9 ± 1.0	0.1 ± 0.2	0.9 ± 1.8	17.2 ± 6.3	15.4 ± 3.6	15.7 ± 5.4	143.0 ± 15.9	151.2 ± 4.9
HAWT	870827	6	167.4 ± 27.7	22.2 ± 16.0	17.9 ± 5.4	0.7 ± 0.7	7.6 ± 1.6	0.0 ± 0.3	4.9 ± 2.4	0.0 ± 0.0	10.4 ± 2.2	164.0 ± 39.8	395.2 ± 51.5	392.7 ± 21.6
HAWT	870827	11	54.7 ± 6.7	0.0 ± 0.0	0.0 ± 0.0	0.4 ± 0.5	5.0 ± 1.2	0.1 ± 0.2	1.5 ± 1.3	14.8 ± 3.9	2.1 ± 1.4	2.7 ± 3.5	81.4 ± 8.8	78.5 ± 3.1
HAWT	870827	15	51.9 ± 10.0	30.1 ± 7.2	0.0 ± 0.0	1.2 ± 0.6	7.1 ± 1.4	0.1 ± 0.2	0.0 ± 0.0	14.1 ± 3.2	2.3 ± 1.3	0.0 ± 0.0	106.8 ± 12.9	100.0 ± 3.7
HAWT	870828	6	108.5 ± 19.0	21.4 ± 12.4	35.7 ± 7.2	1.3 ± 0.7	14.6 ± 2.6	0.1 ± 0.3	5.3 ± 3.1	25.6 ± 8.9	12.9 ± 3.8	14.8 ± 8.6	240.3 ± 27.5	229.3 ± 7.2
HAWT	870828	15	61.7 ± 11.5	14.2 ± 7.7	12.6 ± 3.5	0.5 ± 0.5	5.0 ± 1.2	0.1 ± 0.2	0.0 ± 0.0	18.9 ± 4.3	3.5 ± 1.8	18.2 ± 6.3	134.6 ± 16.3	128.9 ± 4.9
HAWT	870829	6	141.7 ± 15.2	0.0 ± 0.0	71.9 ± 10.8	1.9 ± 0.8	10.7 ± 2.0	0.0 ± 0.0	10.9 ± 3.9	24.8 ± 9.9	30.3 ± 6.8	31.8 ± 12.1	323.8 ± 25.7	314.6 ± 9.9
HAWT	870829	11	79.7 ± 15.2	40.1 ± 12.2	181.5 ± 18.5	1.5 ± 0.9	6.2 ± 1.5	0.0 ± 0.3	0.0 ± 0.0	0.0 ± 0.0	35.9 ± 7.2	49.0 ± 14.5	394.1 ± 31.4	371.8 ± 12.7
HAWT	870902	6	281.7 ± 27.9	0.0 ± 0.0	113.5 ± 18.3	4.5 ± 1.4	26.1 ± 4.4	0.0 ± 0.0	8.7 ± 6.1	59.3 ± 17.9	33.4 ± 9.1	38.9 ± 20.3	566.1 ± 44.6	557.1 ± 16.1
HAWT	870902	11	124.1 ± 33.2	0.0 ± 0.0	41.4 ± 7.8	2.2 ± 0.7	11.9 ± 2.1	0.0 ± 0.0	4.9 ± 2.8	20.4 ± 8.7	13.3 ± 3.7	90.9 ± 23.1	309.2 ± 29.5	311.8 ± 13.6
HAWT	870902	15	32.3 ± 9.5	82.1 ± 9.5	0.0 ± 0.0	1.0 ± 0.7	3.2 ± 1.1	0.0 ± 0.0	13.8 ± 2.9	0.0 ± 0.0	29.1 ± 5.6	64.5 ± 16.7	226.0 ± 22.3	264.4 ± 10.6
HAWT	870903	6	215.1 ± 35.7	53.0 ± 22.0	37.8 ± 10.5	2.4 ± 1.0	4.3 ± 1.4	0.6 ± 0.3	8.5 ± 5.2	33.4 ± 14.7	54.1 ± 11.3	87.7 ± 25.7	496.7 ± 53.9	485.8 ± 17.6
HAWT	870903	11	68.2 ± 8.6	0.0 ± 0.0	66.9 ± 8.6	1.2 ± 0.6	2.0 ± 1.0	0.0 ± 0.0	8.1 ± 2.6	15.8 ± 6.6	21.2 ± 4.7	23.8 ± 7.4	207.2 ± 16.7	201.4 ± 6.5
HAWT	871111	12	327.6 ± 48.5	80.6 ± 34.6	35.8 ± 11.4	2.3 ± 1.3	14.7 ± 2.9	0.0 ± 0.0	0.0 ± 0.0	44.9 ± 15.0	11.3 ± 5.5	36.5 ± 22.7	553.7 ± 66.8	516.4 ± 16.6
HAWT	871112	7	1475.4 ± 222.4	489.0 ± 167.7	58.7 ± 33.4	9.4 ± 5.2	38.1 ± 8.2	3.3 ± 1.7	41.9 ± 19.9	0.0 ± 0.0	67.7 ± 14.5	0.0 ± 0.0	2183.5 ± 281.8	2017.2 ± 54.9
HAWT	871112	16	138.0 ± 23.9	55.9 ± 19.7	26.7 ± 7.3	1.8 ± 0.8	8.5 ± 1.8	0.1 ± 0.3	8.8 ± 3.8	24.0 ± 10.7	16.2 ± 4.5	57.0 ± 17.5	336.9 ± 38.6	333.6 ± 12.2
HAWT	871113	7	401.2 ± 67.0	133.3 ± 51.4	114.1 ± 23.3	4.5 ± 1.8	11.4 ± 2.6	1.8 ± 0.5	17.8 ± 9.4	49.9 ± 26.1	90.0 ± 19.0	48.7 ± 29.0	851.7 ± 98.2	836.4 ± 24.2
HAWT	871113	12	159.5 ± 28.2	48.6 ± 23.0	65.9 ± 12.2	2.5 ± 0.9	8.6 ± 1.8	0.1 ± 0.3	12.9 ± 4.9	30.0 ± 12.2	40.6 ± 8.9	28.0 ± 13.4	396.7 ± 43.6	382.8 ± 11.8
HAWT	871113	16	96.0 ± 16.4	26.4 ± 13.7	6.5 ± 3.6	0.8 ± 0.6	4.0 ± 1.2	0.2 ± 0.2	5.1 ± 2.4	9.4 ± 7.4	7.9 ± 2.5	29.5 ± 9.8	185.7 ± 25.2	177.4 ± 6.9
HAWT	871203	7	2293.7 ± 155.1	0.0 ± 0.0	270.1 ± 64.1	10.9 ± 6.7	39.1 ± 10.3	3.2 ± 2.4	40.5 ± 25.8	0.0 ± 0.0	108.3 ± 22.6	0.0 ± 0.0	2765.8 ± 171.8	2482.1 ± 65.2
HAWT	871203	12	408.2 ± 63.1	54.0 ± 46.6	65.0 ± 16.6	2.6 ± 1.5	17.1 ± 3.5	0.2 ± 0.5	24.2 ± 9.2	34.4 ± 23.6	34.1 ± 9.5	50.9 ± 27.9	690.8 ± 89.2	647.6 ± 20.4
HAWT	871203	16	160.0 ± 27.9	34.8 ± 22.3	51.3 ± 10.5	1.9 ± 0.8	7.7 ± 1.7	0.2 ± 0.3	22.4 ± 6.2	29.7 ± 11.6	40.0 ± 10.3	32.7 ± 13.6	388.9 ± 43.1	375.6 ± 12.1
HAWT	871210	12	289.9 ± 45.7	66.3 ± 34.9	45.9 ± 12.4	2.3 ± 1.2	14.2 ± 2.8	0.3 ± 0.4	15.8 ± 6.8	36.3 ± 18.4	19.5 ± 6.6	47.9 ± 22.3	538.4 ± 66.3	505.0 ± 16.5
HAWT	871211	7	1283.4 ± 101.9	0.0 ± 0.0	311.5 ± 57.7	12.5 ± 4.5	51.4 ± 9.8	1.6 ± 1.4	78.9 ± 22.0	0.0 ± 0.0	161.0 ± 32.0	109.7 ± 77.5	2010.1 ± 146.1	1882.2 ± 55.6
HAWT	871211	12	325.9 ± 61.2	86.2 ± 56.1	383.5 ± 51.8	6.9 ± 2.3	21.5 ± 4.2	0.3 ± 0.6	26.2 ± 12.5	133.0 ± 31.5	62.8 ± 18.0	28.0 ± 26.1	1074.3 ± 108.4	1049.0 ± 28.5
HAWT	871211	16	182.7 ± 32.5	51.5 ± 26.1	79.4 ± 14.2	1.9 ± 0.9	2.9 ± 1.2	0.3 ± 0.3	11.6 ± 4.8	27.9 ± 13.2	20.1 ± 5.7	111.9 ± 29.9	490.4 ± 55.4	490.3 ± 18.9
LBCC	870624	6	107.7 ± 18.9	29.0 ± 12.9	38.1 ± 7.2	1.5 ± 0.7	4.5 ± 1.2	0.1 ± 0.3	6.2 ± 3.0	18.9 ± 8.8	13.5 ± 3.7	0.0 ± 0.0	219.5 ± 26.1	193.1 ± 5.2
LBCC	870624	8	93.0 ± 16.1	17.3 ± 10.9	20.1 ± 5.1	1.0 ± 0.6	6.4 ± 1.7	0.1 ± 0.2	2.9 ± 2.3	12.2 ± 7.4	11.4 ± 3.0	0.0 ± 0.0	164.3 ± 21.8	146.2 ± 4.3
LBCC	870624	11	42.4 ± 5.3	0.0 ± 0.0	11.0 ± 2.8	0.3 ± 0.5	4.8 ± 1.3	0.1 ± 0.2	0.0 ± 0.0	12.8 ± 3.5	4.0 ± 1.8	0.0 ± 0.0	77.4 ± 7.3	66.1 ± 2.8
LBCC	870625	4	81.6 ± 10.0	0.0 ± 0.0	16.7 ± 4.6	1.0 ± 0.5	2.2 ± 1.0	0.1 ± 0.2	4.3 ± 2.0	9.9 ± 6.3	6.4 ± 2.1	45.9 ± 12.0	168.0 ± 17.8	167.6 ± 7.4
LBCC	870625	8	102.8 ± 17.9	16.3 ± 11.5	15.6 ± 5.0	0.8 ± 0.6	4.4 ± 1.2	0.2 ± 0.2	4.2 ± 2.5	14.1 ± 7.8	10.7 ± 3.0	33.2 ± 10.5	202.4 ± 25.8	195.7 ± 7.3
LBCC	870625	11	55.8 ± 11.2	11.5 ± 8.4	21.1 ± 4.3	2.3 ± 0.7	2.3 ± 1.3	0.1 ± 0.2	3.9 ± 1.9	9.6 ± 5.8	10.6 ± 2.6	0.0 ± 0.0	117.2 ± 16.1	97.6 ± 3.3
LBCC	870713	4	74.2 ± 12.9	15.6 ± 8.3	7.6 ± 3.5	0.5 ± 0.6	6.5 ± 1.8	0.2 ± 0.2	0.0 ± 0.0	21.2 ± 4.8	7.2 ± 2.4	21.8 ± 7.5	154.3 ± 18.3	152.8 ± 5.6
LBCC	870713	6	202.2 ± 32.5	33.0 ± 19.9	62.1 ± 12.1	7.3 ± 1.6	6.4 ± 1.5	0.5 ± 0.5	20.4 ± 6.5	41.9 ± 14.2	20.2 ± 6.4	51.6 ± 18.2	445.7 ± 47.2	465.9 ± 14.0
LBCC	870713	8	280.1 ± 26.0	0.0 ± 0.0	58.7 ± 12.9	6.2 ± 1.5	5.5 ± 1.6	0.6 ± 0.4	14.0 ± 6.1	42.4 ± 16.5	29.8 ± 7.9	28.9 ± 17.4	466.2 ± 39.0	456.1 ± 12.9
LBCC	870713	11	211.5 ± 21.6	0.0 ± 0.0	79.8 ± 13.9	1.7 ± 1.0	3.2 ± 1.3	0.3 ± 0.3	7.1 ± 5.1	51.6 ± 14.7	38.2 ± 9.2	88.9 ± 25.0	482.4 ± 40.2	500.4 ± 17.0
LBCC	870713	15	137.1 ± 24.7	33.5 ± 16.7	114.3 ± 14.8	4.7 ± 1.2	12.1 ± 2.6	0.3 ± 0.3	22.4 ± 5.9	20.0 ± 11.4	59.6 ± 12.2	48.9 ± 16.0	452.8 ± 41.0	427.9 ± 14.0
LBCC	870714	4	125.4 ± 20.6	21.1 ± 12.7	35.2 ± 6.4	0.9 ± 0.7	4.7 ± 1.3	0.6 ± 0.3	9.7 ± 2.6	0.0 ± 0.0	26.0 ± 5.0	0.0 ± 0.0	223.5 ± 25.7	219.8 ± 6.2
LBCC	870714	8	81.9 ± 10.5	0.0 ± 0.0	39.0 ± 6.7	1.8 ± 0.6	5.7 ± 1.3	0.1 ± 0.2	12.3 ± 3.6	22.1 ± 7.1	42.8 ± 8.7	57.7 ± 14.8	263.4 ± 22.7	277.9 ± 10.4
LBCC	870714	11	73.2 ± 13.9	28.2 ± 10.1	25.9 ± 5.4	2.5 ± 0.7	13.6 ± 2.6	0.2 ± 0.2	8.1 ± 2.8	17.8 ± 7.4	18.6 ± 4.3	38.5 ± 11.5	226.7 ± 23.4	223.5 ± 8.3

Table C-1
Individual Source Contribution Estimates to NMHC at SCAQS Sites

Site (a)	Date	Time (b) (PST)	Vehicle Exhaust SCE ± s (c) (ug/m3)	Liquid Gasoline SCE ± s (c) (ug/m3)	Gasoline Vapor SCE ± s (c) (ug/m3)	Architectural Coatings SCE ± s (c) (ug/m3)	Degreasing SCE ± s (c) (ug/m3)	Biogenic SCE ± s (c) (ug/m3)	Commercial Natural Gas SCE ± s (c) (ug/m3)	Geogenic Natural Gas SCE ± s (c) (ug/m3)	Liquefied Petroleum Gas SCE ± s (c) (ug/m3)	Unidentified SCE ± s (c) (ug/m3)	Calculated Mass SCE ± s (c) (ug/m3)	Measured Mass SCE ± s (c) (ug/m3)
LBCC	870714	11	125.4 ± 23.3	44.2 ± 16.3	102.5 ± 14.1	5.5 ± 1.3	9.5 ± 2.0	0.2 ± 0.3	23.7 ± 6.5	39.2 ± 12.0	59.0 ± 12.5	42.9 ± 14.6	452.1 ± 39.6	434.6 ± 13.8
LBCC	870714	15	156.9 ± 13.2	0.0 ± 0.0	22.2 ± 5.6	1.4 ± 0.7	6.9 ± 1.6	0.4 ± 0.3	9.7 ± 2.7	0.0 ± 0.0	22.1 ± 4.3	13.6 ± 9.5	233.3 ± 18.0	224.5 ± 6.9
LBCC	870715	4	39.5 ± 8.6	6.9 ± 6.5	6.3 ± 2.7	0.9 ± 0.5	5.8 ± 1.3	0.0 ± 0.2	3.8 ± 1.6	8.5 ± 4.9	5.0 ± 1.7	38.1 ± 9.6	114.8 ± 15.7	113.1 ± 5.8
LBCC	870715	13	68.8 ± 11.5	14.8 ± 7.2	0.2 ± 2.5	1.8 ± 0.6	14.5 ± 2.7	6.8 ± 1.5	0.0 ± 0.0	6.3 ± 3.6	3.9 ± 1.4	0.2 ± 5.1	117.5 ± 15.5	104.0 ± 3.9
LBCC	870715	15	52.9 ± 10.4	19.8 ± 8.1	20.4 ± 4.5	0.2 ± 0.5	6.0 ± 1.4	0.0 ± 0.2	4.0 ± 2.2	20.9 ± 6.4	7.6 ± 2.6	47.7 ± 12.3	179.4 ± 20.0	187.3 ± 7.8
LBCC	870827	4	172.9 ± 27.8	25.3 ± 17.2	23.4 ± 7.6	1.6 ± 0.8	7.1 ± 1.6	0.2 ± 0.3	19.4 ± 5.5	22.4 ± 11.3	12.7 ± 4.3	0.0 ± 0.0	285.1 ± 36.1	283.9 ± 7.9
LBCC	870827	6	263.5 ± 41.2	71.5 ± 24.8	20.9 ± 7.6	1.5 ± 1.0	7.7 ± 1.8	0.6 ± 0.4	10.2 ± 3.9	0.0 ± 0.0	15.5 ± 3.3	0.0 ± 0.0	391.5 ± 49.0	373.3 ± 9.4
LBCC	870827	8	202.1 ± 32.4	74.0 ± 20.3	0.0 ± 0.0	2.3 ± 1.0	13.4 ± 2.6	0.5 ± 0.3	0.0 ± 0.0	66.7 ± 10.6	18.4 ± 6.3	48.4 ± 18.8	425.8 ± 44.4	426.2 ± 14.0
LBCC	870827	13	143.8 ± 24.6	69.0 ± 17.0	40.2 ± 9.0	0.1 ± 0.8	7.7 ± 1.6	0.3 ± 0.3	5.6 ± 3.7	18.9 ± 12.1	25.6 ± 5.9	85.0 ± 23.5	395.5 ± 41.6	416.3 ± 15.6
LBCC	870827	15	172.1 ± 27.3	44.0 ± 15.9	49.5 ± 9.1	0.5 ± 0.8	6.1 ± 1.5	0.5 ± 0.3	0.0 ± 0.0	20.1 ± 8.4	17.5 ± 4.5	18.0 ± 11.9	328.4 ± 36.3	317.9 ± 9.4
LBCC	870828	4	235.1 ± 41.3	81.5 ± 26.7	87.9 ± 16.1	4.9 ± 1.5	15.8 ± 3.0	0.4 ± 0.4	27.4 ± 8.7	62.0 ± 18.6	36.4 ± 10.0	36.9 ± 19.2	588.4 ± 59.8	573.5 ± 16.5
LBCC	870828	6	288.2 ± 53.9	153.6 ± 40.8	371.8 ± 43.5	7.8 ± 2.5	19.2 ± 3.8	0.6 ± 0.6	48.0 ± 13.8	83.8 ± 29.2	95.6 ± 22.0	29.2 ± 25.1	1097.8 ± 92.6	1018.1 ± 28.4
LBCC	870828	11	204.1 ± 36.6	81.4 ± 25.3	163.7 ± 22.5	5.8 ± 1.6	11.4 ± 2.6	0.3 ± 0.4	28.8 ± 9.2	73.3 ± 19.1	75.6 ± 16.8	44.0 ± 19.3	688.2 ± 60.0	656.1 ± 19.5
LBCC	870828	13	126.4 ± 13.9	0.0 ± 0.0	52.3 ± 9.4	7.7 ± 1.5	4.5 ± 1.2	0.3 ± 0.3	6.5 ± 3.8	44.2 ± 10.0	25.3 ± 6.4	76.6 ± 20.0	343.6 ± 29.0	346.9 ± 12.8
LBCC	870828	15	149.9 ± 23.2	24.6 ± 13.4	17.3 ± 5.7	1.3 ± 0.7	7.6 ± 1.6	0.5 ± 0.3	0.0 ± 0.0	19.7 ± 7.2	11.1 ± 3.3	26.1 ± 11.5	258.1 ± 30.8	242.9 ± 8.3
LBCC	870829	4	114.1 ± 19.9	28.9 ± 13.1	29.2 ± 6.7	1.5 ± 0.7	7.1 ± 1.5	0.1 ± 0.3	9.7 ± 3.6	21.7 ± 9.1	17.3 ± 4.4	8.1 ± 7.1	229.8 ± 27.9	220.0 ± 6.1
LBCC	870829	6	92.6 ± 16.7	28.6 ± 11.5	18.3 ± 5.6	2.2 ± 0.7	11.0 ± 2.1	0.2 ± 0.2	6.1 ± 3.1	29.0 ± 8.4	13.3 ± 3.9	21.0 ± 8.8	222.2 ± 24.9	214.0 ± 7.1
LBCC	870829	8	71.8 ± 13.2	20.7 ± 9.4	11.8 ± 4.1	1.9 ± 0.6	9.4 ± 1.8	0.1 ± 0.2	3.9 ± 2.2	14.9 ± 6.6	8.1 ± 2.5	0.0 ± 0.0	142.5 ± 18.4	129.7 ± 4.0
LBCC	870829	11	81.3 ± 15.0	17.2 ± 10.5	45.7 ± 7.0	1.0 ± 0.6	8.3 ± 1.6	0.0 ± 0.2	8.3 ± 2.8	8.9 ± 7.3	25.1 ± 5.3	123.5 ± 29.4	319.3 ± 36.6	308.7 ± 16.1
LBCC	870829	13	76.2 ± 9.5	0.0 ± 0.0	60.2 ± 8.3	1.0 ± 0.6	3.5 ± 1.1	0.0 ± 0.2	7.8 ± 2.6	14.4 ± 6.7	30.5 ± 6.3	214.9 ± 49.3	408.4 ± 51.8	420.3 ± 24.4
LBCC	870829	15	100.7 ± 17.5	13.8 ± 11.5	36.4 ± 6.7	1.5 ± 0.7	5.2 ± 1.3	0.3 ± 0.3	5.8 ± 2.8	14.3 ± 8.0	23.3 ± 5.1	13.2 ± 7.5	214.6 ± 25.2	216.5 ± 6.5
LBCC	870902	4	272.8 ± 47.6	63.3 ± 29.9	154.7 ± 23.6	5.4 ± 1.6	16.8 ± 3.8	0.4 ± 0.4	53.6 ± 13.2	67.5 ± 20.8	67.4 ± 16.0	59.8 ± 24.3	761.8 ± 72.0	756.9 ± 22.2
LBCC	870902	6	527.1 ± 89.9	281.4 ± 60.9	372.8 ± 48.1	10.2 ± 3.4	28.1 ± 5.4	1.1 ± 0.8	67.1 ± 11.8	0.0 ± 0.0	0.0 ± 0.0	0.0 ± 0.0	1287.7 ± 119.5	1269.4 ± 34.5
LBCC	870902	8	687.3 ± 115.9	264.6 ± 73.7	142.4 ± 36.7	10.0 ± 3.4	42.6 ± 8.4	1.4 ± 0.9	37.0 ± 18.3	130.4 ± 50.5	108.6 ± 26.5	151.1 ± 62.3	1575.5 ± 166.6	1537.7 ± 48.3
LBCC	870902	11	251.7 ± 49.8	378.5 ± 43.0	0.0 ± 0.0	9.0 ± 2.7	19.8 ± 4.0	0.6 ± 0.6	79.0 ± 16.1	0.0 ± 0.0	179.6 ± 34.1	35.0 ± 31.4	953.1 ± 82.2	1002.3 ± 30.9
LBCC	870902	13	186.7 ± 17.9	0.0 ± 0.0	63.9 ± 11.5	1.6 ± 0.8	23.6 ± 3.8	1.0 ± 0.4	8.2 ± 4.3	36.0 ± 12.0	27.2 ± 6.7	0.0 ± 0.0	348.3 ± 26.0	326.4 ± 8.7
LBCC	870902	15	165.0 ± 14.6	0.0 ± 0.0	6.5 ± 4.7	1.1 ± 0.7	9.9 ± 2.0	0.3 ± 0.3	0.0 ± 0.0	8.3 ± 6.8	6.2 ± 2.3	62.8 ± 18.2	260.1 ± 24.9	242.3 ± 11.1
LBCC	870903	4	48.2 ± 6.2	0.0 ± 0.0	8.8 ± 3.0	0.1 ± 0.5	2.5 ± 1.0	0.0 ± 0.2	2.6 ± 1.5	10.8 ± 4.9	9.7 ± 1.8	23.3 ± 6.4	102.0 ± 10.9	99.8 ± 4.5
LBCC	870903	8	120.7 ± 19.9	24.9 ± 12.5	29.6 ± 5.5	1.3 ± 0.7	5.3 ± 1.3	0.3 ± 0.3	5.6 ± 2.0	0.0 ± 0.0	15.8 ± 3.1	0.0 ± 0.0	203.5 ± 24.5	186.3 ± 5.6
LBCC	870903	11	77.4 ± 14.3	18.5 ± 9.9	24.1 ± 5.1	2.2 ± 0.7	6.3 ± 1.5	0.2 ± 0.2	4.1 ± 2.2	12.6 ± 6.9	13.2 ± 3.2	73.5 ± 18.3	232.0 ± 27.0	220.1 ± 10.7
LBCC	870903	15	57.4 ± 10.9	16.7 ± 7.4	6.2 ± 2.3	0.6 ± 0.5	7.0 ± 1.6	0.1 ± 0.2	1.7 ± 0.9	0.0 ± 0.0	4.0 ± 0.8	22.2 ± 7.0	115.8 ± 15.2	112.8 ± 5.0
LBCC	871111	12	175.1 ± 28.5	58.1 ± 21.1	41.9 ± 9.1	2.7 ± 1.0	8.1 ± 1.8	0.5 ± 0.3	0.0 ± 0.0	25.5 ± 8.7	7.6 ± 3.3	78.4 ± 21.4	389.9 ± 43.4	381.2 ± 14.5
LBCC	871112	7	1399.2 ± 205.6	349.9 ± 147.3	150.3 ± 47.8	12.8 ± 5.2	46.5 ± 9.2	2.8 ± 1.6	0.0 ± 0.0	187.8 ± 62.2	33.2 ± 21.7	0.0 ± 0.0	2182.4 ± 265.9	2089.7 ± 54.5
LBCC	871112	12	251.9 ± 44.4	119.8 ± 35.1	65.0 ± 16.1	4.0 ± 1.4	18.9 ± 3.5	0.4 ± 0.4	0.0 ± 0.0	104.6 ± 16.9	20.7 ± 9.0	84.5 ± 29.2	669.7 ± 68.5	657.4 ± 21.9
LBCC	871112	16	483.8 ± 72.0	70.4 ± 51.2	86.5 ± 21.0	4.3 ± 1.8	15.3 ± 3.3	0.6 ± 0.6	0.0 ± 0.0	79.0 ± 22.2	23.3 ± 9.3	0.0 ± 0.0	761.3 ± 94.0	733.6 ± 20.5
LBCC	871113	9	190.1 ± 29.5	48.6 ± 22.5	4.7 ± 4.0	1.3 ± 0.8	6.8 ± 1.6	0.3 ± 0.3	7.7 ± 2.9	0.0 ± 0.0	18.0 ± 3.6	42.1 ± 16.0	319.6 ± 40.9	297.3 ± 11.1
LBCC	871113	14	90.7 ± 15.2	16.9 ± 12.4	4.8 ± 2.4	1.3 ± 0.6	4.9 ± 1.2	0.1 ± 0.2	6.5 ± 1.8	0.0 ± 0.0	11.0 ± 2.2	34.3 ± 10.2	170.5 ± 22.5	162.1 ± 6.9
LBCC	871113	16	123.9 ± 20.2	37.6 ± 16.0	10.4 ± 3.7	0.8 ± 0.6	8.0 ± 1.7	0.2 ± 0.3	5.2 ± 1.9	0.0 ± 0.0	7.5 ± 1.6	30.7 ± 11.4	224.4 ± 28.6	208.5 ± 8.1
LBCC	871203	7	2275.5 ± 343.3	560.3 ± 253.6	279.8 ± 72.1	12.0 ± 7.6	60.1 ± 12.8	4.3 ± 2.6	90.7 ± 33.5	0.0 ± 0.0	97.7 ± 22.2	0.0 ± 0.0	3380.4 ± 435.0	3152.0 ± 84.2
LBCC	871203	12	636.5 ± 97.7	101.8 ± 72.7	101.4 ± 25.4	5.0 ± 2.3	26.9 ± 5.2	0.3 ± 0.7	15.3 ± 11.9	55.2 ± 35.8	39.0 ± 12.3	0.0 ± 0.0	981.5 ± 110.7	889.9 ± 25.0
LBCC	871210	9	971.5 ± 139.5	113.6 ± 97.6	118.5 ± 32.9	7.6 ± 3.3	20.3 ± 5.0	1.2 ± 1.0	0.0 ± 0.0	107.3 ± 40.8	33.3 ± 14.9	0.0 ± 0.0	1373.1 ± 178.9	1239.0 ± 31.9
LBCC	871210	16	448.2 ± 71.2	55.4 ± 51.3	134.8 ± 24.0	2.3 ± 1.6	16.8 ± 3.4	0.7 ± 0.5	15.1 ± 6.4	0.0 ± 0.0	33.9 ± 7.0	61.6 ± 31.3	768.7 ± 96.7	699.3 ± 22.7
LBCC	871211	12	423.1 ± 67.9	55.5 ± 52.3	177.9 ± 29.7	4.8 ± 1.8	21.6 ± 4.4	0.4 ± 0.5	24.3 ± 10.0	47.8 ± 26.4	36.4 ± 10.7	0.0 ± 0.0	791.8 ± 95.7	726.4 ± 19.9

Table C-1
Individual Source Contribution Estimates to NMHC at SCAQS Sites

Site (a)	Date	Time (b) (PST)	Vehicle Exhaust SCE ± s (c) (ug/m3)	Liquid Gasoline SCE ± s (c) (ug/m3)	Gasoline Vapor SCE ± s (c) (ug/m3)	Architectural Coatings SCE ± s (c) (ug/m3)	Degreasing SCE ± s (c) (ug/m3)	Biogenic SCE ± s (c) (ug/m3)	Commercial Natural Gas SCE ± s (c) (ug/m3)	Geogenic Natural Gas SCE ± s (c) (ug/m3)	Liquefied Petroleum Gas SCE ± s (c) (ug/m3)	Unidentified SCE ± s (c) (ug/m3)	Calculated Mass SCE ± s (c) (ug/m3)	Measured Mass SCE ± s (c) (ug/m3)
RIVR	870624	11	177.2 ± 56.8	0.0 ± 0.0	35.7 ± 8.1	1.4 ± 0.8	4.7 ± 1.3	0.2 ± 0.3	5.6 ± 3.4	18.2 ± 10.6	16.4 ± 4.4	23.0 ± 11.7	282.4 ± 25.1	271.5 ± 8.7
RIVR	870624	15	119.4 ± 81.9	0.0 ± 0.0	16.6 ± 5.1	0.9 ± 0.6	4.0 ± 1.2	0.4 ± 0.3	3.2 ± 2.3	9.7 ± 7.8	10.6 ± 2.9	14.8 ± 7.9	179.6 ± 17.5	151.5 ± 5.6
RIVR	870713	6	279.8 ± 47.7	94.3 ± 28.8	70.9 ± 12.9	4.7 ± 1.5	5.0 ± 1.6	0.5 ± 0.4	15.2 ± 4.8	0.0 ± 0.0	31.5 ± 6.3	53.6 ± 22.9	555.6 ± 62.2	552.5 ± 17.0
RIVR	870713	11	115.1 ± 10.6	0.0 ± 0.0	39.0 ± 6.1	1.5 ± 0.7	2.6 ± 1.1	0.3 ± 0.3	7.6 ± 2.1	0.0 ± 0.0	14.5 ± 2.9	73.6 ± 18.7	254.1 ± 22.7	231.0 ± 10.9
RIVR	870713	15	139.6 ± 12.6	0.0 ± 0.0	58.0 ± 8.4	2.2 ± 0.8	5.0 ± 1.3	0.2 ± 0.3	11.8 ± 3.0	0.0 ± 0.0	30.3 ± 5.9	14.2 ± 8.9	261.4 ± 18.8	232.5 ± 7.3
RIVR	870714	6	184.7 ± 30.6	66.4 ± 19.3	44.5 ± 8.5	2.4 ± 1.0	6.7 ± 1.6	0.3 ± 0.3	16.4 ± 4.1	0.0 ± 0.0	30.2 ± 6.0	0.0 ± 0.0	351.7 ± 37.9	341.1 ± 9.4
RIVR	870714	11	128.7 ± 12.7	0.0 ± 0.0	29.5 ± 6.0	1.1 ± 0.6	5.6 ± 1.3	0.3 ± 0.3	0.0 ± 0.0	19.3 ± 6.4	10.3 ± 3.1	19.0 ± 9.0	213.8 ± 18.2	190.7 ± 6.6
RIVR	870715	6	116.4 ± 19.9	38.7 ± 13.2	13.3 ± 5.7	1.2 ± 0.7	4.5 ± 1.2	0.2 ± 0.3	3.2 ± 2.8	17.2 ± 9.3	10.2 ± 3.2	26.4 ± 18.4	231.2 ± 28.6	222.4 ± 7.6
RIVR	870715	11	169.1 ± 15.8	0.0 ± 0.0	18.9 ± 6.2	3.2 ± 0.9	6.5 ± 1.5	0.2 ± 0.3	0.0 ± 0.0	27.0 ± 8.0	12.9 ± 3.9	48.7 ± 15.6	286.4 ± 24.8	272.1 ± 10.2
RIVR	870715	15	115.7 ± 11.1	0.0 ± 0.0	7.2 ± 4.0	0.9 ± 0.6	6.9 ± 1.5	0.3 ± 0.3	0.0 ± 0.0	15.6 ± 5.6	7.4 ± 2.4	10.8 ± 7.3	164.7 ± 15.2	143.7 ± 5.2
RIVR	870827	15	164.8 ± 24.6	22.8 ± 14.7	27.7 ± 7.4	1.4 ± 0.8	9.7 ± 1.9	0.5 ± 0.3	0.0 ± 0.0	34.3 ± 8.5	16.4 ± 4.7	0.0 ± 0.0	277.0 ± 31.2	254.0 ± 7.7
RIVR	870828	6	567.4 ± 86.1	119.2 ± 58.3	60.5 ± 17.1	3.2 ± 1.9	11.1 ± 3.0	1.0 ± 0.7	13.7 ± 7.5	0.0 ± 0.0	35.4 ± 7.2	0.0 ± 0.0	811.4 ± 101.8	795.3 ± 22.3
RIVR	870828	11	212.6 ± 32.4	35.9 ± 18.3	62.2 ± 10.9	1.3 ± 0.9	7.8 ± 1.7	0.6 ± 0.3	0.0 ± 0.0	23.0 ± 9.9	15.3 ± 4.5	19.3 ± 13.9	378.1 ± 42.7	336.5 ± 10.5
RIVR	870828	15	234.7 ± 38.0	34.5 ± 23.1	107.5 ± 16.3	2.0 ± 1.1	11.0 ± 2.2	0.6 ± 0.4	18.0 ± 6.3	29.6 ± 15.5	39.1 ± 9.1	77.7 ± 24.6	554.6 ± 56.7	518.2 ± 17.8
RIVR	870829	6	318.3 ± 52.0	127.1 ± 31.7	45.6 ± 11.4	1.8 ± 1.3	7.5 ± 1.9	0.4 ± 0.4	13.3 ± 4.9	0.0 ± 0.0	31.3 ± 6.2	92.6 ± 31.8	637.9 ± 70.2	610.1 ± 22.0
RIVR	870829	15	79.0 ± 8.7	0.0 ± 0.0	11.0 ± 3.8	0.5 ± 0.5	3.9 ± 1.1	0.4 ± 0.3	2.9 ± 1.8	10.5 ± 6.1	7.2 ± 2.2	17.8 ± 6.5	133.2 ± 13.4	119.0 ± 4.8
RIVR	870902	6	801.2 ± 52.8	0.0 ± 0.0	99.9 ± 23.4	6.7 ± 2.6	13.0 ± 3.7	1.0 ± 0.9	0.0 ± 0.0	0.0 ± 0.0	36.7 ± 7.1	0.0 ± 0.0	958.5 ± 58.3	846.6 ± 22.1
RIVR	870903	6	482.7 ± 68.6	64.0 ± 39.0	40.6 ± 16.0	4.5 ± 1.8	11.0 ± 2.6	0.8 ± 0.6	0.0 ± 0.0	66.7 ± 20.6	17.2 ± 7.9	0.0 ± 0.0	687.7 ± 83.6	680.9 ± 17.0
RIVR	870903	11	134.0 ± 11.5	0.0 ± 0.0	56.1 ± 7.9	1.1 ± 0.7	12.7 ± 2.3	0.4 ± 0.3	3.9 ± 1.8	0.0 ± 0.0	10.4 ± 2.2	0.0 ± 0.0	218.5 ± 14.4	177.7 ± 5.2
RIVR	870903	15	101.1 ± 9.1	0.0 ± 0.0	12.5 ± 3.5	1.1 ± 0.6	5.8 ± 1.3	0.4 ± 0.3	5.1 ± 1.6	0.0 ± 0.0	8.3 ± 1.7	41.5 ± 11.8	176.0 ± 15.5	160.5 ± 7.4
RIVR	871111	7	399.5 ± 51.6	138.0 ± 38.8	0.0 ± 0.0	4.7 ± 1.7	10.5 ± 2.4	0.8 ± 0.5	0.0 ± 0.0	0.0 ± 0.0	23.6 ± 4.4	72.9 ± 31.6	649.9 ± 72.1	586.9 ± 21.7
RIVR	871111	12	63.5 ± 9.8	24.0 ± 8.4	0.0 ± 0.0	0.6 ± 0.5	3.2 ± 1.0	0.2 ± 0.2	0.0 ± 0.0	0.0 ± 0.0	6.2 ± 1.2	34.6 ± 9.5	132.3 ± 16.2	132.3 ± 6.2
RIVR	871112	7	676.2 ± 86.1	245.8 ± 64.9	0.0 ± 0.0	4.9 ± 2.5	15.5 ± 3.7	1.5 ± 0.8	0.0 ± 0.0	0.0 ± 0.0	35.1 ± 6.6	0.0 ± 0.0	978.2 ± 108.1	905.4 ± 25.9
RIVR	871112	12	100.4 ± 13.7	16.3 ± 11.5	11.5 ± 3.2	0.5 ± 0.6	2.7 ± 1.0	0.3 ± 0.3	0.0 ± 0.0	0.0 ± 0.0	4.7 ± 0.9	6.1 ± 6.1	142.6 ± 19.2	126.4 ± 4.5
RIVR	871112	16	197.4 ± 30.8	70.2 ± 22.6	21.2 ± 7.2	1.3 ± 0.9	8.9 ± 1.9	0.4 ± 0.3	0.0 ± 0.0	22.5 ± 9.4	20.7 ± 5.1	17.7 ± 13.9	360.2 ± 42.7	334.6 ± 10.5
RIVR	871113	7	779.7 ± 98.0	113.7 ± 74.6	61.3 ± 19.0	6.8 ± 2.7	16.7 ± 4.0	0.9 ± 0.8	0.0 ± 0.0	0.0 ± 0.0	59.0 ± 11.0	0.0 ± 0.0	1038.1 ± 125.2	874.9 ± 23.0
RIVR	871113	16	139.4 ± 21.5	39.8 ± 16.1	7.2 ± 4.3	0.9 ± 0.7	7.0 ± 1.5	0.0 ± 0.0	0.0 ± 0.0	14.4 ± 6.5	6.4 ± 2.4	0.0 ± 0.0	215.0 ± 28.1	198.0 ± 6.2
RIVR	871203	7	936.6 ± 121.6	364.6 ± 98.0	40.7 ± 22.0	5.4 ± 3.4	19.8 ± 4.8	2.0 ± 1.1	0.0 ± 0.0	0.0 ± 0.0	56.9 ± 10.8	0.0 ± 0.0	1426.1 ± 158.2	1311.8 ± 35.9
RIVR	871203	12	218.6 ± 28.9	43.4 ± 22.8	35.0 ± 8.0	1.4 ± 0.9	7.0 ± 1.7	0.4 ± 0.3	0.0 ± 0.0	0.0 ± 0.0	17.9 ± 3.4	34.3 ± 14.6	348.0 ± 40.6	317.5 ± 10.5
RIVR	871203	16	378.3 ± 56.1	97.1 ± 40.0	50.9 ± 14.1	2.0 ± 1.4	17.9 ± 3.5	0.2 ± 0.5	0.0 ± 0.0	37.6 ± 16.5	30.7 ± 8.1	0.0 ± 0.0	614.7 ± 72.8	555.5 ± 15.4
RIVR	871210	12	150.3 ± 21.1	48.2 ± 18.1	67.5 ± 11.0	1.3 ± 0.8	6.4 ± 1.6	0.2 ± 0.3	0.0 ± 0.0	0.0 ± 0.0	10.8 ± 2.1	40.4 ± 16.1	333.1 ± 34.1	308.6 ± 11.7
RIVR	871211	7	990.8 ± 73.1	0.0 ± 0.0	224.8 ± 41.4	8.0 ± 3.3	18.6 ± 4.7	1.5 ± 1.1	0.0 ± 0.0	0.0 ± 0.0	88.8 ± 16.5	133.0 ± 64.7	1465.5 ± 107.4	1399.7 ± 44.1
RIVR	871211	12	83.0 ± 14.6	14.6 ± 11.9	24.3 ± 4.6	0.8 ± 0.6	2.4 ± 1.0	0.2 ± 0.2	3.2 ± 1.3	0.0 ± 0.0	7.3 ± 1.5	0.0 ± 0.0	135.8 ± 19.5	129.8 ± 4.1
RIVR	871211	16	63.2 ± 6.9	0.0 ± 0.0	2.8 ± 2.1	0.6 ± 0.5	1.1 ± 0.9	0.1 ± 0.2	0.0 ± 0.0	9.2 ± 3.6	1.6 ± 1.2	11.9 ± 4.8	90.5 ± 9.5	86.9 ± 3.6

(a) See Table 3-2 for site name

(b) Sampling periods for the summer campaign are 0400-0500, 0600-0700, 0800-0900, 1100-1200, 1300-1400 and 1500-1600 PST between 6/25/87 and 9/3/87
Sampling periods for the fall campaign are 0500-0600, 0700-0800, 0900-1000, 1200-1300, 1400-1500 and 1600-1700 PST between 11/11/87 and 12/11/87

(c) Source Contribution Estimates and Uncertainties

APPENDIX D

SUMMARY OF SCAQS AMBIENT GASEOUS, AEROSOL, AND NONMETHANE HYDROCARBON DATA BASE MNEMONICS

Table D-1
SCAQS Data Base Structure for Gaseous and Aerosol Concentrations

Field	Name	Data Type	Width	Explanation
1	SITE	Character	4	Sampling site. "ANAH" = Aniheim. "AZUS" = Azusa. "BURK" = Burbank. "CELA" = Downtown Los Angeles. "CLAR" = Claremont. "HAWT" = Hawthorne. "LBCC" = Long Beach. "RIVR" = Rubidoux. "SNIC" = San Nicolas Island.
2	DATE	Character	8	Sampling date.
3	DURATION	Character	2	Sampling duration, in hours.
4	PERIOD	Character	2	Sampling period, hour beginning (PST).
5	SIZE	Character	1	Particle size range. "F" = $PM_{2.5}$. "T" = PM_{10}.
6	MTGC	Numeric	10.4	Mass, $\mu g/m^3$.
7	MTGU	Numeric	10.4	Mass uncertainty, $\mu g/m^3$.
8	CLIC	Numeric	10.4	Water Soluble chloride, $\mu g/m^3$.
9	CLIU	Numeric	10.4	Water Soluble chloride uncertainty, $\mu g/m^3$.
10	HN3C	Numeric	10.4	Nitric acid, $\mu g/m^3$ as HNO_3.
11	HN3U	Numeric	10.4	Nitric acid uncertainty, $\mu g/m^3$.
12	N33C	Numeric	10.4	Denuded $PM_{2.5}$ Nylon filter nitrate, $\mu g/m^3$.
13	N33U	Numeric	10.4	Uncertainty of N33C, $\mu g/m^3$.
14	N34C	Numeric	10.4	Undenuded $PM_{2.5}$ Nylon filter nitrate, $\mu g/m^3$.
15	N34U	Numeric	10.4	Uncertainty of N34C, $\mu g/m^3$.
16	N3IC	Numeric	10.4	$PM_{2.5}$ Teflon filter nitrate, $\mu g/m^3$.
17	N3IU	Numeric	10.4	Uncertainty of N3IC, $\mu g/m^3$.
18	SO2C	Numeric	10.4	Sulfur dioxide, $\mu g/m^3$ as SO_2.
19	SO2U	Numeric	10.4	Sulfur dioxide uncertainty, $\mu g/m^3$.
20	S4IC	Numeric	10.4	$PM_{2.5}$ Teflon filter sulfate, $\mu g/m^3$.
21	S4IU	Numeric	10.4	Uncertainty of S4IC, $\mu g/m^3$.
22	NH3C	Numeric	10.4	Ammonia, $\mu g/m^3$ as NH_3.
23	NH3U	Numeric	10.4	Ammonia uncertainty, $\mu g/m^3$.
24	N45C	Numeric	10.4	Denuded $PM_{2.5}$ oxalic acid impregnated filter ammonium ion, $\mu g/m^3$. Total $PM_{2.5}$ ammonium.
25	N45U	Numeric	10.4	Uncertainty of N45C, $\mu g/m^3$.
26	N4CC	Numeric	10.4	$PM_{2.5}$ Teflon filter ammonium ion, $\mu g/m^3$.
27	N4CU	Numeric	10.4	Uncertainty of N4CC, $\mu g/m^3$.

Table D-1 (continued)
SCAQS Data Base Structure for Gaseous and Aerosol Concentrations

Field	Name	Data Type	Width	Explanation
28	NAAC	Numeric	10.4	Water Soluble sodium, $\mu g/m^3$.
29	NAAU	Numeric	10.4	Water Soluble sodium uncertainty, $\mu g/m^3$.
30	TCTC	Numeric	10.4	Total carbon, $\mu g/m^3$ as pure carbon.
31	TCTU	Numeric	10.4	Total carbon uncertainty, $\mu g/m^3$.
32	OCTC	Numeric	10.4	Organic carbon, $\mu g/m^3$ as pure carbon.
33	OCTU	Numeric	10.4	Organic carbon uncertainty, $\mu g/m^3$.
34	ECTC	Numeric	10.4	Elemental carbon, $\mu g/m^3$ as pure carbon.
35	ECTU	Numeric	10.4	Elemental carbon uncertainty, $\mu g/m^3$.
36	NAXC	Numeric	10.4	Sodium, $\mu g/m^3$.
37	NAXU	Numeric	10.4	Sodium uncertainty, $\mu g/m^3$.
38	MGXC	Numeric	10.4	Magnesium, $\mu g/m^3$.
39	MGXU	Numeric	10.4	Magnesium uncertainty, $\mu g/m^3$.
40	ALXC	Numeric	10.4	Aluminum, $\mu g/m^3$.
41	ALXU	Numeric	10.4	Aluminum uncertainty, $\mu g/m^3$.
42	SIXC	Numeric	10.4	Silicon, $\mu g/m^3$.
43	SIXU	Numeric	10.4	Silicon uncertainty, $\mu g/m^3$.
44	PHXC	Numeric	10.4	Phosphorus, $\mu g/m^3$.
45	PHXU	Numeric	10.4	Phosphorus uncertainty, $\mu g/m^3$.
46	SUXC	Numeric	10.4	Sulfur, $\mu g/m^3$.
47	SUXU	Numeric	10.4	Sulfur uncertainty, $\mu g/m^3$.
48	CLXC	Numeric	10.4	Chlorine, $\mu g/m^3$.
49	CLXU	Numeric	10.4	Chlorine uncertainty, $\mu g/m^3$.
50	KPXC	Numeric	10.4	Potassium, $\mu g/m^3$.
51	KPXU	Numeric	10.4	Potassium uncertainty, $\mu g/m^3$.
52	CAXC	Numeric	10.4	Calcium, $\mu g/m^3$.
53	CAXU	Numeric	10.4	Calcium uncertainty, $\mu g/m^3$.
54	TIXC	Numeric	10.4	Titanium, $\mu g/m^3$.
55	TIXU	Numeric	10.4	Titanium uncertainty, $\mu g/m^3$.
56	VAXC	Numeric	10.4	Vanadium, $\mu g/m^3$.
57	VAXU	Numeric	10.4	Vanadium uncertainty, $\mu g/m^3$.
58	CRXC	Numeric	10.4	Chromium, $\mu g/m^3$.
59	CRXU	Numeric	10.4	Chromium uncertainty, $\mu g/m^3$.
60	MNXC	Numeric	10.4	Manganese, $\mu g/m^3$.
61	MNXU	Numeric	10.4	Manganese uncertainty, $\mu g/m^3$.
62	FEXC	Numeric	10.4	Iron, $\mu g/m^3$.
63	FEXU	Numeric	10.4	Iron uncertainty, $\mu g/m^3$.
64	COXC	Numeric	10.4	Cobalt, $\mu g/m^3$.
65	COXU	Numeric	10.4	Cobalt uncertainty, $\mu g/m^3$.

Table D-1 (continued)
SCAQS Data Base Structure for Gaseous and Aerosol Concentrations

Field	Name	Data Type	Width	Explanation
66	NIXC	Numeric	10.4	Nickel, $\mu g/m^3$.
67	NIXU	Numeric	10.4	Nickel uncertainty, $\mu g/m^3$.
68	CUXC	Numeric	10.4	Copper, $\mu g/m^3$.
69	CUXU	Numeric	10.4	Copper uncertainty, $\mu g/m^3$.
70	ZNXC	Numeric	10.4	Zinc, $\mu g/m^3$.
71	ZNXU	Numeric	10.4	Zinc uncertainty, $\mu g/m^3$.
72	ASXC	Numeric	10.4	Arsenic, $\mu g/m^3$.
73	ASXU	Numeric	10.4	Arsenic uncertainty, $\mu g/m^3$.
74	SEXC	Numeric	10.4	Selenium, $\mu g/m^3$.
75	SEXU	Numeric	10.4	Selenium uncertainty, $\mu g/m^3$.
76	BRXC	Numeric	10.4	Bromine, $\mu g/m^3$.
77	BRXU	Numeric	10.4	Bromine uncertainty, $\mu g/m^3$.
78	SRXC	Numeric	10.4	Strontium, $\mu g/m^3$.
79	SRXU	Numeric	10.4	Strontium uncertainty, $\mu g/m^3$.
80	MOXC	Numeric	10.4	Molybdenum , $\mu g/m^3$.
81	MOXU	Numeric	10.4	Molybdenum uncertainty, $\mu g/m^3$.
82	CDXC	Numeric	10.4	Cadmium, $\mu g/m^3$.
83	CDXU	Numeric	10.4	Cadmium uncertainty, $\mu g/m^3$.
84	SNXC	Numeric	10.4	Tin, $\mu g/m^3$.
85	SNXU	Numeric	10.4	Tin uncertainty, $\mu g/m^3$.
86	SBXC	Numeric	10.4	Antimony, $\mu g/m^3$.
87	SBXU	Numeric	10.4	Antimony uncertainty, $\mu g/m^3$.
88	CSXC	Numeric	10.4	Cesium, $\mu g/m^3$.
89	CSXU	Numeric	10.4	Cesium uncertainty, $\mu g/m^3$.
90	BAXC	Numeric	10.4	Barium, $\mu g/m^3$.
91	BAXU	Numeric	10.4	Barium uncertainty, $\mu g/m^3$.
92	PTXC	Numeric	10.4	Platinum, $\mu g/m^3$.
93	PTXU	Numeric	10.4	Platinum uncertainty, $\mu g/m^3$.
94	HGXC	Numeric	10.4	Mercury, $\mu g/m^3$.
95	HGXU	Numeric	10.4	Mercury uncertainty, $\mu g/m^3$.
96	PBXC	Numeric	10.4	Lead, $\mu g/m^3$.
97	PBXU	Numeric	10.4	Lead uncertainty, $\mu g/m^3$.
98	SPSUMC	Numeric	10.4	Sum of chemical species including all chemical species except CLIC, HN3C, N33C, N34C, SO2C, NH3C, N45C, NAAC, TCTC, SUXC, $\mu g/m^3$.
99	SPSUMU	Numeric	10.4	Uncertainty of SPSUMC, $\mu g/m^3$.

Table D-2
Nonmethane Hydrocarbons in the SCAQS Ambient Data Base

CMB Mnemonic	Fitting Species (a)	Species Name
ETHANE	*	Ethane
ETHENE		Ethylene (Ethene)
ETHYNE	*	Acetylene (Ethyne)
PROPEN		Propene
PROPAN	*	Propane
IBUTAN	*	Isobutane
BUTENE		Butene
X13BTD		1,3-Butadiene
BUTANE	*	n-Butane
T2BUTE		trans-2-Butene
C2BUTE		cis-2-Butene
X3MBT1		3-Methyl-1-Butene
IPNTAN	*	Isopentane
PNTEN1		1-Pentene
X2M1BT		2-Methyl-Butene
PENTAN	*	n-Pentane
ISOPRN	*	Isoprene
T2PNTE		trans-2-Pentene
C2PNTE		cis-2-Pentene
X22MBT		2,2-Dimethylbutane
CYPNTA	*	Cyclopentane
X23MBT	*	2,3-Dimethylbutane
X2MPTA	*	2-Methylpentane
X3MPTA	*	3-Methylpentane
HEXANE	*	n-Hexane
X2M2PT		2-Methyl-2-Pentene
MCPNTA	*	Methylcyclopentane
X24MPT	*	2,4-Dimethylpentane
BENZEN	*	Benzene
X33MPT		3,3-Dimethylpentane
CHEXAN	*	Cyclohexane
X2MHXA	*	2-Methylhexane
X23MPT	*	2,3-Dimethylpentane
X3MHXA	*	3-Methylhexane
X224MP		2,2,4-Trimethylpentane
HEPTAN	*	n-Heptane
MCHEXA	*	Methylcyclohexane
X234MP		2,3,4-Trimethylpentane
TOLUEN	*	Toluene
X2MHPT		2-Methylheptane
X3MHPT		3-Methylheptane
X225MH		2,2,5-Trimethylhexane
CHEPTA		Cycloheptane
OCTANE	*	n-Octane
X25MHP		2,5-Dimethylheptane
ETBZN		Ethylbenzene
MPXYLN		m,p-Xylene
X4MOCT		4-Methyloctane
X3MOCT		3-Methyloctane
OXYLEN		o-Xylene
NONEN1		1-Nonene
NONANE		n-Nonane
NPRBNZ		n-Propylbenzene
METOLN		m-Ethyltoluene
PETOLN		p-Ethyltoluene
OETOLN		o-Ethyltoluene
X124MB		1,2,4-Trimethylbenzene
DECANE		n-Decane
TCLETA	*	1,1,1-Trichloroethane
FRN113	*	Freon 113
UNIDTO	*	Total Unidentified

(a) Asterisk indicated species applied in CMB calculations.

CARB LIBRARY
05156