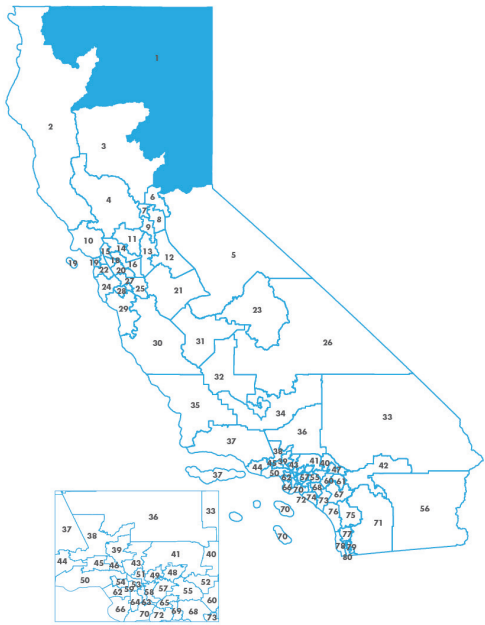




ASSEMBLY DISTRICT 1 SNAPSHOT

Cap-and-Trade Dollars at Work Across California

California Climate Investments is a statewide program that puts billions of Cap-and-Trade dollars to work reducing greenhouse gas emissions, strengthening the economy, and improving public health and the environment, particularly in disadvantaged communities.



For an interactive map of investments statewide, visit caclimateinvestments.ca.gov.



\$342.2 million

Cap-and-Trade dollars implemented within the District as of May 31, 2021



46%

of total funds invested within the District benefiting priority populations



2,022

projects, rebates, and vouchers implemented within the District



11,214,481

MTCO₂e estimated over reduction timeframe

Statewide Co-Benefits



improved air quality



reduced water use



enhanced ecosystems



employment & economic development



greater transit accessibility



dollar savings

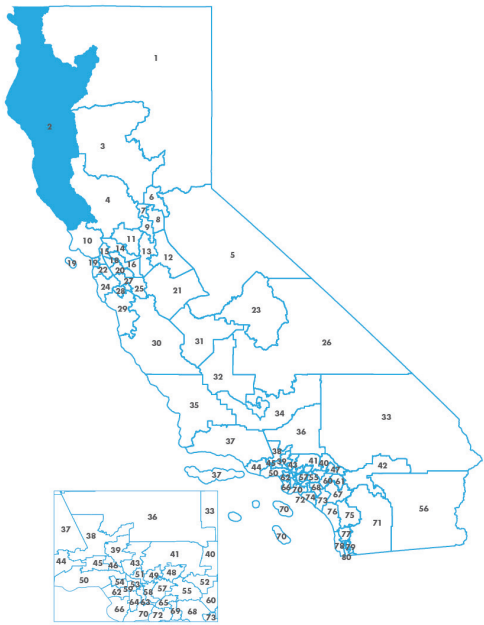
Some projects are not located at a single address, and therefore could be attributable to multiple legislative districts. For projects that physically cross multiple legislative districts (e.g., transit projects), the entire project funding and other benefits are attributed to all relevant districts. For projects that report at the census tract level (e.g., vouchers, rebates, and household installations), the entire project funding and other benefits are attributed to a single district, determined by which district includes the majority of the census tract.



ASSEMBLY DISTRICT 2 SNAPSHOT

Cap-and-Trade Dollars at Work Across California

California Climate Investments is a statewide program that puts billions of Cap-and-Trade dollars to work reducing greenhouse gas emissions, strengthening the economy, and improving public health and the environment, particularly in disadvantaged communities.



For an interactive map of investments statewide, visit caclimateinvestments.ca.gov.



\$167.8 million

Cap-and-Trade dollars implemented within the District as of May 31, 2021



62%

of total funds invested within the District benefiting priority populations



4,921

projects, rebates, and vouchers implemented within the District



2,474,188

MTCO₂e estimated over reduction timeframe

Statewide Co-Benefits



improved air quality



reduced water use



enhanced ecosystems



employment & economic development



greater transit accessibility



dollar savings

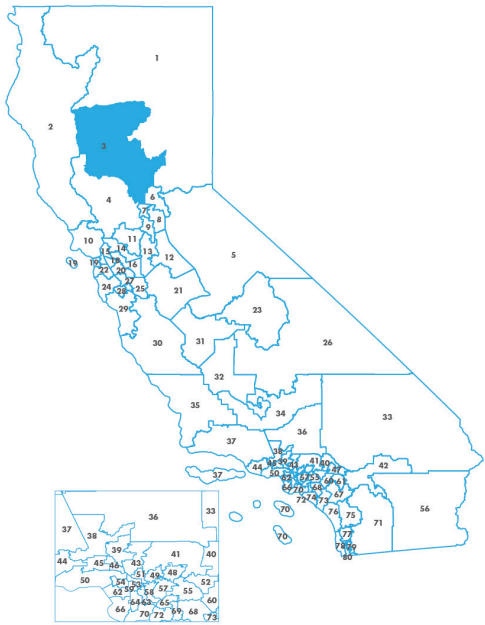
Some projects are not located at a single address, and therefore could be attributable to multiple legislative districts. For projects that physically cross multiple legislative districts (e.g., transit projects), the entire project funding and other benefits are attributed to all relevant districts. For projects that report at the census tract level (e.g., vouchers, rebates, and household installations), the entire project funding and other benefits are attributed to a single district, determined by which district includes the majority of the census tract.



ASSEMBLY DISTRICT 3 SNAPSHOT

Cap-and-Trade Dollars at Work Across California

California Climate Investments is a statewide program that puts billions of Cap-and-Trade dollars to work reducing greenhouse gas emissions, strengthening the economy, and improving public health and the environment, particularly in disadvantaged communities.



For an interactive map of investments statewide, visit caclimateinvestments.ca.gov.



\$126.4 million

Cap-and-Trade dollars implemented within the District as of May 31, 2021



49%

of total funds invested within the District benefiting priority populations



1,793

projects, rebates, and vouchers implemented within the District



729,477

MTCO₂e estimated over reduction timeframe

Statewide Co-Benefits



improved air quality



reduced water use



enhanced ecosystems



employment & economic development



greater transit accessibility



dollar savings

Some projects are not located at a single address, and therefore could be attributable to multiple legislative districts. For projects that physically cross multiple legislative districts (e.g., transit projects), the entire project funding and other benefits are attributed to all relevant districts. For projects that report at the census tract level (e.g., vouchers, rebates, and household installations), the entire project funding and other benefits are attributed to a single district, determined by which district includes the majority of the census tract.



ASSEMBLY DISTRICT 4 SNAPSHOT

Cap-and-Trade Dollars at Work Across California

California Climate Investments is a statewide program that puts billions of Cap-and-Trade dollars to work reducing greenhouse gas emissions, strengthening the economy, and improving public health and the environment, particularly in disadvantaged communities.



For an interactive map of investments statewide, visit caclimateinvestments.ca.gov.



\$162.8 million

Cap-and-Trade dollars implemented within the District as of May 31, 2021



36%

of total funds invested within the District benefiting priority populations



4,693

projects, rebates, and vouchers implemented within the District



1,863,769

MTCO₂e estimated over reduction timeframe

Statewide Co-Benefits



improved air quality



reduced water use



enhanced ecosystems



employment & economic development



greater transit accessibility



dollar savings

Some projects are not located at a single address, and therefore could be attributable to multiple legislative districts. For projects that physically cross multiple legislative districts (e.g., transit projects), the entire project funding and other benefits are attributed to all relevant districts. For projects that report at the census tract level (e.g., vouchers, rebates, and household installations), the entire project funding and other benefits are attributed to a single district, determined by which district includes the majority of the census tract.

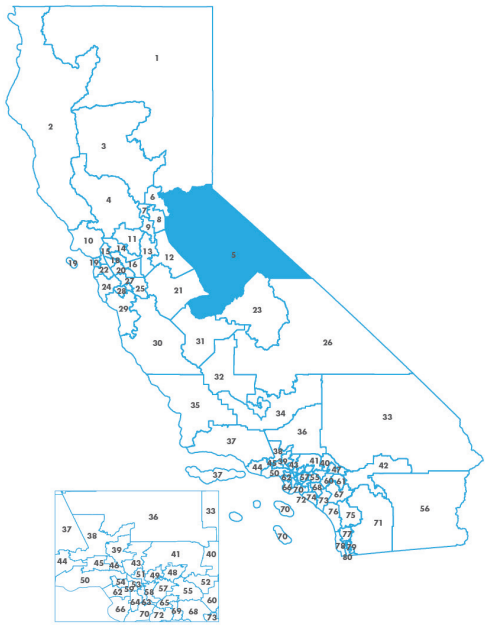


Cap and Trade
Dollars at Work

ASSEMBLY DISTRICT 5 SNAPSHOT

Cap-and-Trade Dollars at Work Across California

California Climate Investments is a statewide program that puts billions of Cap-and-Trade dollars to work reducing greenhouse gas emissions, strengthening the economy, and improving public health and the environment, particularly in disadvantaged communities.



For an interactive map of investments statewide, visit caclimateinvestments.ca.gov.



\$203.7 million

Cap-and-Trade dollars implemented within the District as of May 31, 2021



53%

of total funds invested within the District benefiting priority populations



4,333

projects, rebates, and vouchers implemented within the District



4,330,202

MTCO₂e estimated over reduction timeframe



\$2.34 billion for High-Speed Rail.

Statewide Co-Benefits



improved
air quality



reduced
water use



enhanced
ecosystems



employment &
economic development



greater transit
accessibility



dollar
savings

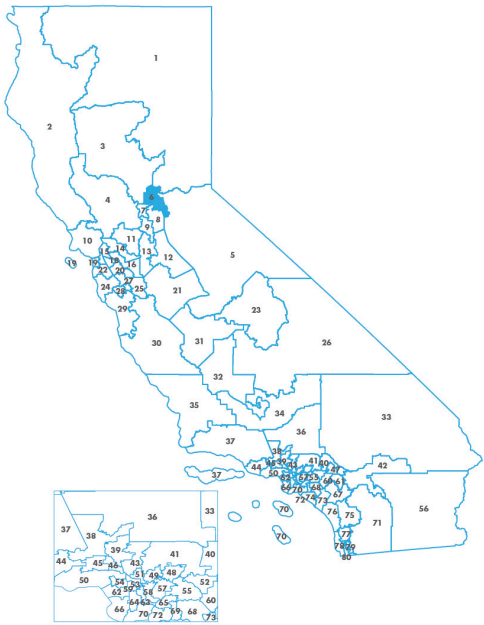
Some projects are not located at a single address, and therefore could be attributable to multiple legislative districts. For projects that physically cross multiple legislative districts (e.g., transit projects), the entire project funding and other benefits are attributed to all relevant districts. For projects that report at the census tract level (e.g., vouchers, rebates, and household installations), the entire project funding and other benefits are attributed to a single district, determined by which district includes the majority of the census tract.



ASSEMBLY DISTRICT 6 SNAPSHOT

Cap-and-Trade Dollars at Work Across California

California Climate Investments is a statewide program that puts billions of Cap-and-Trade dollars to work reducing greenhouse gas emissions, strengthening the economy, and improving public health and the environment, particularly in disadvantaged communities.



For an interactive map of investments statewide, visit caclimateinvestments.ca.gov.



\$40.4 million

Cap-and-Trade dollars implemented within the District as of May 31, 2021



44%

of total funds invested within the District benefiting priority populations



6,074

projects, rebates, and vouchers implemented within the District



277,094

MTCO₂e estimated over reduction timeframe

Statewide Co-Benefits



improved air quality



reduced water use



enhanced ecosystems



employment & economic development



greater transit accessibility



dollar savings

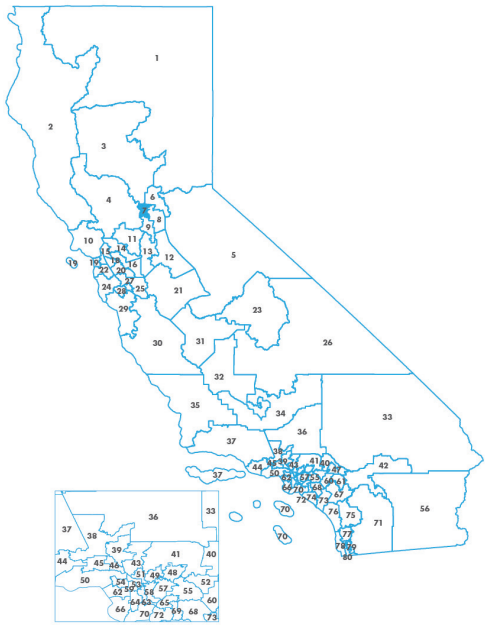
Some projects are not located at a single address, and therefore could be attributable to multiple legislative districts. For projects that physically cross multiple legislative districts (e.g., transit projects), the entire project funding and other benefits are attributed to all relevant districts. For projects that report at the census tract level (e.g., vouchers, rebates, and household installations), the entire project funding and other benefits are attributed to a single district, determined by which district includes the majority of the census tract.



ASSEMBLY DISTRICT 7 SNAPSHOT

Cap-and-Trade Dollars at Work Across California

California Climate Investments is a statewide program that puts billions of Cap-and-Trade dollars to work reducing greenhouse gas emissions, strengthening the economy, and improving public health and the environment, particularly in disadvantaged communities.



For an interactive map of investments statewide, visit caclimateinvestments.ca.gov.



\$276.4 million

Cap-and-Trade dollars implemented within the District as of May 31, 2021



79%

of total funds invested within the District benefiting priority populations



9,065

projects, rebates, and vouchers implemented within the District



540,728

MTCO₂e estimated over reduction timeframe

Statewide Co-Benefits



improved air quality



reduced water use



enhanced ecosystems



employment & economic development



greater transit accessibility



dollar savings

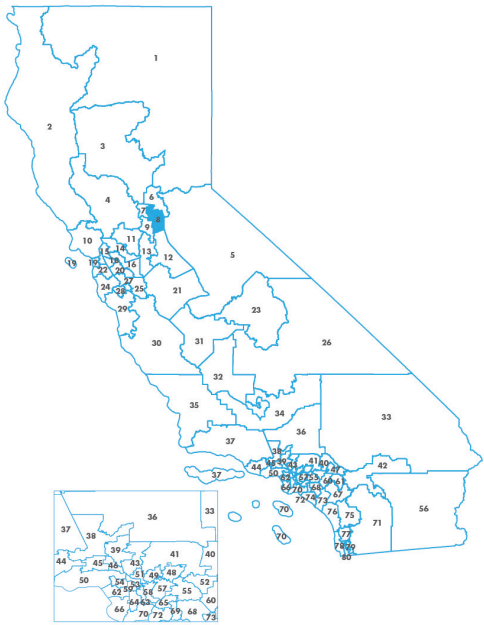
Some projects are not located at a single address, and therefore could be attributable to multiple legislative districts. For projects that physically cross multiple legislative districts (e.g., transit projects), the entire project funding and other benefits are attributed to all relevant districts. For projects that report at the census tract level (e.g., vouchers, rebates, and household installations), the entire project funding and other benefits are attributed to a single district, determined by which district includes the majority of the census tract.



ASSEMBLY DISTRICT 8 SNAPSHOT

Cap-and-Trade Dollars at Work Across California

California Climate Investments is a statewide program that puts billions of Cap-and-Trade dollars to work reducing greenhouse gas emissions, strengthening the economy, and improving public health and the environment, particularly in disadvantaged communities.



For an interactive map of investments statewide, visit caclimateinvestments.ca.gov.



\$72.7 million

Cap-and-Trade dollars implemented within the District as of May 31, 2021



50%

of total funds invested within the District benefiting priority populations



4,796

projects, rebates, and vouchers implemented within the District



149,800

MTCO₂e estimated over reduction timeframe

Statewide Co-Benefits



improved air quality



reduced water use



enhanced ecosystems



employment & economic development



greater transit accessibility



dollar savings

Some projects are not located at a single address, and therefore could be attributable to multiple legislative districts. For projects that physically cross multiple legislative districts (e.g., transit projects), the entire project funding and other benefits are attributed to all relevant districts. For projects that report at the census tract level (e.g., vouchers, rebates, and household installations), the entire project funding and other benefits are attributed to a single district, determined by which district includes the majority of the census tract.

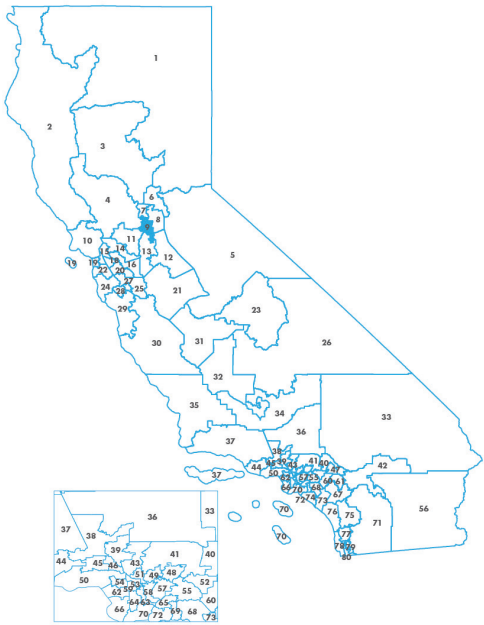


Cap and Trade
Dollars at Work

ASSEMBLY DISTRICT 9 SNAPSHOT

Cap-and-Trade Dollars at Work Across California

California Climate Investments is a statewide program that puts billions of Cap-and-Trade dollars to work reducing greenhouse gas emissions, strengthening the economy, and improving public health and the environment, particularly in disadvantaged communities.



For an interactive map of investments statewide, visit caclimateinvestments.ca.gov.



\$47.6 million

Cap-and-Trade dollars implemented within the District as of May 31, 2021



83%

of total funds invested within the District benefiting priority populations



5,549

projects, rebates, and vouchers implemented within the District



245,134

MTCO₂e estimated over reduction timeframe

Statewide Co-Benefits



improved
air quality



reduced
water use



enhanced
ecosystems



employment &
economic development



greater transit
accessibility



dollar
savings

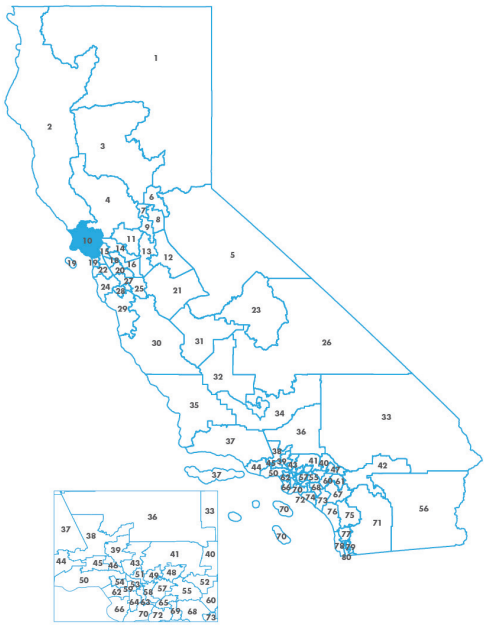
Some projects are not located at a single address, and therefore could be attributable to multiple legislative districts. For projects that physically cross multiple legislative districts (e.g., transit projects), the entire project funding and other benefits are attributed to all relevant districts. For projects that report at the census tract level (e.g., vouchers, rebates, and household installations), the entire project funding and other benefits are attributed to a single district, determined by which district includes the majority of the census tract.



ASSEMBLY DISTRICT 10 SNAPSHOT

Cap-and-Trade Dollars at Work Across California

California Climate Investments is a statewide program that puts billions of Cap-and-Trade dollars to work reducing greenhouse gas emissions, strengthening the economy, and improving public health and the environment, particularly in disadvantaged communities.



For an interactive map of investments statewide, visit caclimateinvestments.ca.gov.



\$80.0 million

Cap-and-Trade dollars implemented within the District as of May 31, 2021



42%

of total funds invested within the District benefiting priority populations



8,029

projects, rebates, and vouchers implemented within the District



603,108

MTCO₂e estimated over reduction timeframe

Statewide Co-Benefits



improved air quality



reduced water use



enhanced ecosystems



employment & economic development



greater transit accessibility



dollar savings

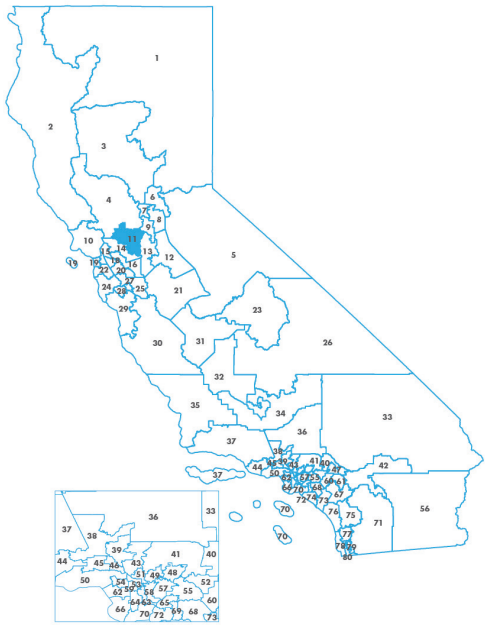
Some projects are not located at a single address, and therefore could be attributable to multiple legislative districts. For projects that physically cross multiple legislative districts (e.g., transit projects), the entire project funding and other benefits are attributed to all relevant districts. For projects that report at the census tract level (e.g., vouchers, rebates, and household installations), the entire project funding and other benefits are attributed to a single district, determined by which district includes the majority of the census tract.



ASSEMBLY DISTRICT 11 SNAPSHOT

Cap-and-Trade Dollars at Work Across California

California Climate Investments is a statewide program that puts billions of Cap-and-Trade dollars to work reducing greenhouse gas emissions, strengthening the economy, and improving public health and the environment, particularly in disadvantaged communities.



For an interactive map of investments statewide, visit caclimateinvestments.ca.gov.



\$74.8 million

Cap-and-Trade dollars implemented within the District as of May 31, 2021



80%

of total funds invested within the District benefiting priority populations



3,509

projects, rebates, and vouchers implemented within the District



952,929

MTCO₂e estimated over reduction timeframe

Statewide Co-Benefits



improved air quality



reduced water use



enhanced ecosystems



employment & economic development



greater transit accessibility



dollar savings

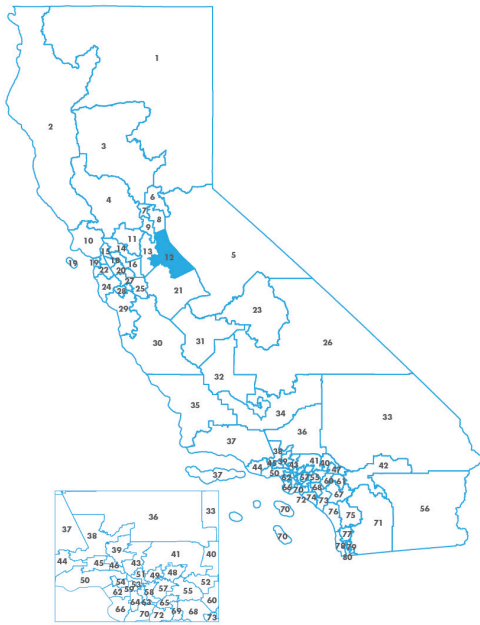
Some projects are not located at a single address, and therefore could be attributable to multiple legislative districts. For projects that physically cross multiple legislative districts (e.g., transit projects), the entire project funding and other benefits are attributed to all relevant districts. For projects that report at the census tract level (e.g., vouchers, rebates, and household installations), the entire project funding and other benefits are attributed to a single district, determined by which district includes the majority of the census tract.



ASSEMBLY DISTRICT 12 SNAPSHOT

Cap-and-Trade Dollars at Work Across California

California Climate Investments is a statewide program that puts billions of Cap-and-Trade dollars to work reducing greenhouse gas emissions, strengthening the economy, and improving public health and the environment, particularly in disadvantaged communities.



For an interactive map of investments statewide, visit caclimateinvestments.ca.gov.



\$122.9 million

Cap-and-Trade dollars implemented within the District as of May 31, 2021



64%

of total funds invested within the District benefiting priority populations



3,754

projects, rebates, and vouchers implemented within the District



2,003,942

MTCO₂e estimated over reduction timeframe

Statewide Co-Benefits



improved air quality



reduced water use



enhanced ecosystems



employment & economic development



greater transit accessibility



dollar savings

Some projects are not located at a single address, and therefore could be attributable to multiple legislative districts. For projects that physically cross multiple legislative districts (e.g., transit projects), the entire project funding and other benefits are attributed to all relevant districts. For projects that report at the census tract level (e.g., vouchers, rebates, and household installations), the entire project funding and other benefits are attributed to a single district, determined by which district includes the majority of the census tract.

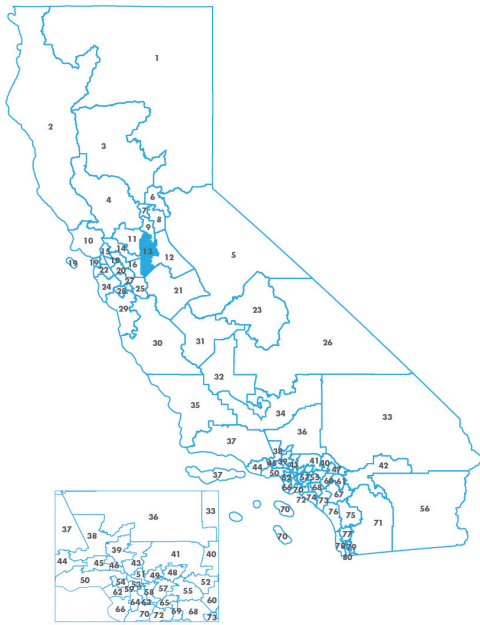


Cap and Trade
Dollars at Work

ASSEMBLY DISTRICT 13 SNAPSHOT

Cap-and-Trade Dollars at Work Across California

California Climate Investments is a statewide program that puts billions of Cap-and-Trade dollars to work reducing greenhouse gas emissions, strengthening the economy, and improving public health and the environment, particularly in disadvantaged communities.



For an interactive map of investments statewide, visit caclimateinvestments.ca.gov.



\$200.7 million

Cap-and-Trade dollars implemented within the District as of May 31, 2021



95%

of total funds invested within the District benefiting priority populations



4,942

projects, rebates, and vouchers implemented within the District



702,085

MTCO₂e estimated over reduction timeframe

Statewide Co-Benefits



improved
air quality



reduced
water use



enhanced
ecosystems



employment &
economic development



greater transit
accessibility



dollar
savings

Some projects are not located at a single address, and therefore could be attributable to multiple legislative districts. For projects that physically cross multiple legislative districts (e.g., transit projects), the entire project funding and other benefits are attributed to all relevant districts. For projects that report at the census tract level (e.g., vouchers, rebates, and household installations), the entire project funding and other benefits are attributed to a single district, determined by which district includes the majority of the census tract.

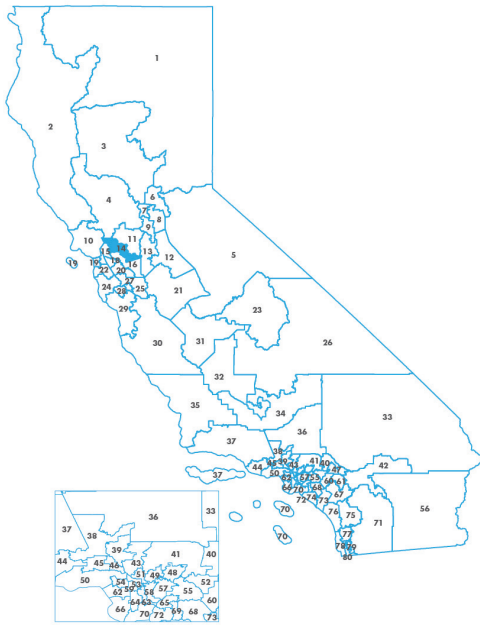


Cap and Trade
Dollars at Work

ASSEMBLY DISTRICT 14 SNAPSHOT

Cap-and-Trade Dollars at Work Across California

California Climate Investments is a statewide program that puts billions of Cap-and-Trade dollars to work reducing greenhouse gas emissions, strengthening the economy, and improving public health and the environment, particularly in disadvantaged communities.



For an interactive map of investments statewide, visit caclimateinvestments.ca.gov.



\$75.0 million

Cap-and-Trade dollars implemented within the District as of May 31, 2021



78%

of total funds invested within the District benefiting priority populations



5,309

projects, rebates, and vouchers implemented within the District



224,567

MTCO₂e estimated over reduction timeframe

Statewide Co-Benefits



improved
air quality



reduced
water use



enhanced
ecosystems



employment &
economic development



greater transit
accessibility



dollar
savings

Some projects are not located at a single address, and therefore could be attributable to multiple legislative districts. For projects that physically cross multiple legislative districts (e.g., transit projects), the entire project funding and other benefits are attributed to all relevant districts. For projects that report at the census tract level (e.g., vouchers, rebates, and household installations), the entire project funding and other benefits are attributed to a single district, determined by which district includes the majority of the census tract.



Cap and Trade
Dollars at Work

ASSEMBLY DISTRICT 15 SNAPSHOT

Cap-and-Trade Dollars at Work Across California

California Climate Investments is a statewide program that puts billions of Cap-and-Trade dollars to work reducing greenhouse gas emissions, strengthening the economy, and improving public health and the environment, particularly in disadvantaged communities.



For an interactive map of investments statewide, visit caclimateinvestments.ca.gov.



\$209.5 million

Cap-and-Trade dollars implemented within the District as of May 31, 2021



85%

of total funds invested within the District benefiting priority populations



8,536

projects, rebates, and vouchers implemented within the District



684,274

MTCO₂e estimated over reduction timeframe

Statewide Co-Benefits



improved
air quality



reduced
water use



enhanced
ecosystems



employment &
economic development



greater transit
accessibility



dollar
savings

Some projects are not located at a single address, and therefore could be attributable to multiple legislative districts. For projects that physically cross multiple legislative districts (e.g., transit projects), the entire project funding and other benefits are attributed to all relevant districts. For projects that report at the census tract level (e.g., vouchers, rebates, and household installations), the entire project funding and other benefits are attributed to a single district, determined by which district includes the majority of the census tract.



Cap and Trade
Dollars at Work

ASSEMBLY DISTRICT 16 SNAPSHOT

Cap-and-Trade Dollars at Work Across California

California Climate Investments is a statewide program that puts billions of Cap-and-Trade dollars to work reducing greenhouse gas emissions, strengthening the economy, and improving public health and the environment, particularly in disadvantaged communities.



For an interactive map of investments statewide, visit caclimateinvestments.ca.gov.



\$72.8 million

Cap-and-Trade dollars implemented within the District as of May 31, 2021



20%

of total funds invested within the District benefiting priority populations



12,598

projects, rebates, and vouchers implemented within the District



349,960

MTCO₂e estimated over reduction timeframe

Statewide Co-Benefits



improved
air quality



reduced
water use



enhanced
ecosystems



employment &
economic development



greater transit
accessibility



dollar
savings

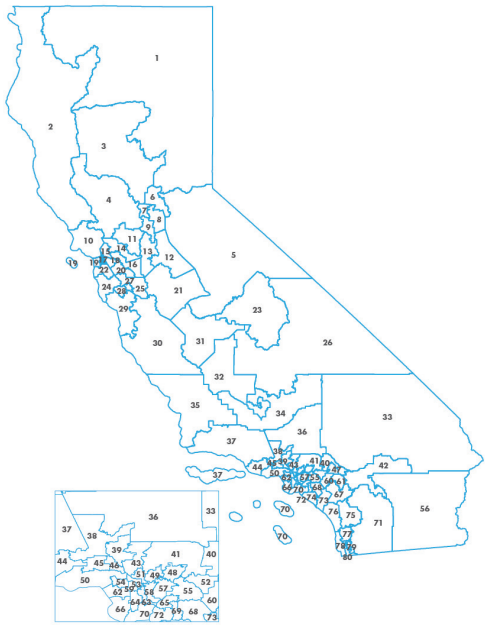
Some projects are not located at a single address, and therefore could be attributable to multiple legislative districts. For projects that physically cross multiple legislative districts (e.g., transit projects), the entire project funding and other benefits are attributed to all relevant districts. For projects that report at the census tract level (e.g., vouchers, rebates, and household installations), the entire project funding and other benefits are attributed to a single district, determined by which district includes the majority of the census tract.



ASSEMBLY DISTRICT 17 SNAPSHOT

Cap-and-Trade Dollars at Work Across California

California Climate Investments is a statewide program that puts billions of Cap-and-Trade dollars to work reducing greenhouse gas emissions, strengthening the economy, and improving public health and the environment, particularly in disadvantaged communities.



For an interactive map of investments statewide, visit caclimateinvestments.ca.gov.



\$360.5 million

Cap-and-Trade dollars implemented within the District as of May 31, 2021



84%

of total funds invested within the District benefiting priority populations



6,689

projects, rebates, and vouchers implemented within the District



4,410,940

MTCO₂e estimated over reduction timeframe



High-Speed Rail

High-Speed Rail is also using Cap-and-Trade dollars to electrify Caltrain from San Francisco to San Jose (AD 17, AD 22, AD 24, AD 25, and AD 27).

Statewide Co-Benefits



improved air quality



reduced water use



enhanced ecosystems



employment & economic development



greater transit accessibility



dollar savings

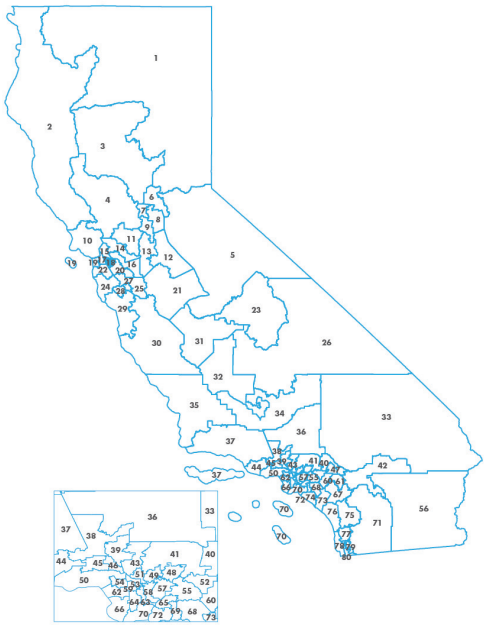
Some projects are not located at a single address, and therefore could be attributable to multiple legislative districts. For projects that physically cross multiple legislative districts (e.g., transit projects), the entire project funding and other benefits are attributed to all relevant districts. For projects that report at the census tract level (e.g., vouchers, rebates, and household installations), the entire project funding and other benefits are attributed to a single district, determined by which district includes the majority of the census tract.



ASSEMBLY DISTRICT 18 SNAPSHOT

Cap-and-Trade Dollars at Work Across California

California Climate Investments is a statewide program that puts billions of Cap-and-Trade dollars to work reducing greenhouse gas emissions, strengthening the economy, and improving public health and the environment, particularly in disadvantaged communities.



For an interactive map of investments statewide, visit caclimateinvestments.ca.gov.



\$311.8 million

Cap-and-Trade dollars implemented within the District as of May 31, 2021



94%

of total funds invested within the District benefiting priority populations



8,201

projects, rebates, and vouchers implemented within the District



1,893,108

MTCO₂e estimated over reduction timeframe

Statewide Co-Benefits



improved air quality



reduced water use



enhanced ecosystems



employment & economic development



greater transit accessibility



dollar savings

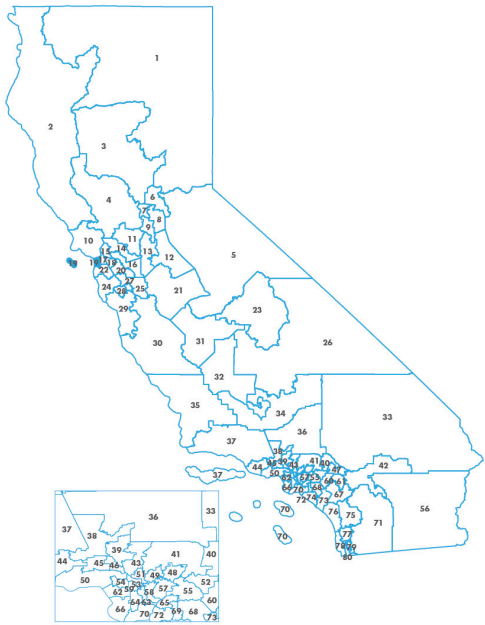
Some projects are not located at a single address, and therefore could be attributable to multiple legislative districts. For projects that physically cross multiple legislative districts (e.g., transit projects), the entire project funding and other benefits are attributed to all relevant districts. For projects that report at the census tract level (e.g., vouchers, rebates, and household installations), the entire project funding and other benefits are attributed to a single district, determined by which district includes the majority of the census tract.



ASSEMBLY DISTRICT 19 SNAPSHOT

Cap-and-Trade Dollars at Work Across California

California Climate Investments is a statewide program that puts billions of Cap-and-Trade dollars to work reducing greenhouse gas emissions, strengthening the economy, and improving public health and the environment, particularly in disadvantaged communities.



For an interactive map of investments statewide, visit caclimateinvestments.ca.gov.



\$103.0 million

Cap-and-Trade dollars implemented within the District as of May 31, 2021



90%

of total funds invested within the District benefiting priority populations



5,366

projects, rebates, and vouchers implemented within the District



584,049

MTCO₂e estimated over reduction timeframe

Statewide Co-Benefits



improved air quality



reduced water use



enhanced ecosystems



employment & economic development



greater transit accessibility



dollar savings

Some projects are not located at a single address, and therefore could be attributable to multiple legislative districts. For projects that physically cross multiple legislative districts (e.g., transit projects), the entire project funding and other benefits are attributed to all relevant districts. For projects that report at the census tract level (e.g., vouchers, rebates, and household installations), the entire project funding and other benefits are attributed to a single district, determined by which district includes the majority of the census tract.



ASSEMBLY DISTRICT 20 SNAPSHOT

Cap-and-Trade Dollars at Work Across California

California Climate Investments is a statewide program that puts billions of Cap-and-Trade dollars to work reducing greenhouse gas emissions, strengthening the economy, and improving public health and the environment, particularly in disadvantaged communities.



For an interactive map of investments statewide, visit caclimateinvestments.ca.gov.



\$81.5 million

Cap-and-Trade dollars implemented within the District as of May 31, 2021



73%

of total funds invested within the District benefiting priority populations



11,204

projects, rebates, and vouchers implemented within the District



384,969

MTCO₂e estimated over reduction timeframe

Statewide Co-Benefits



improved air quality



reduced water use



enhanced ecosystems



employment & economic development



greater transit accessibility



dollar savings

Some projects are not located at a single address, and therefore could be attributable to multiple legislative districts. For projects that physically cross multiple legislative districts (e.g., transit projects), the entire project funding and other benefits are attributed to all relevant districts. For projects that report at the census tract level (e.g., vouchers, rebates, and household installations), the entire project funding and other benefits are attributed to a single district, determined by which district includes the majority of the census tract.

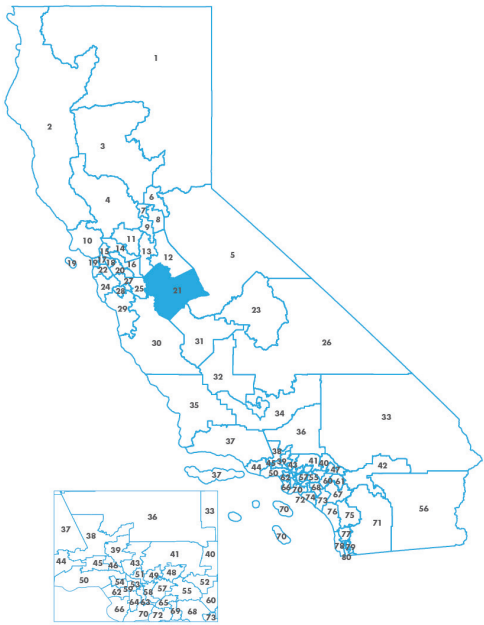


Cap and Trade
Dollars at Work

ASSEMBLY DISTRICT 21 SNAPSHOT

Cap-and-Trade Dollars at Work Across California

California Climate Investments is a statewide program that puts billions of Cap-and-Trade dollars to work reducing greenhouse gas emissions, strengthening the economy, and improving public health and the environment, particularly in disadvantaged communities.



For an interactive map of investments statewide, visit caclimateinvestments.ca.gov.



\$288.5 million

Cap-and-Trade dollars implemented within the District as of May 31, 2021



79%

of total funds invested within the District benefiting priority populations



27,484

projects, rebates, and vouchers implemented within the District



4,451,093

MTCO₂e estimated over reduction timeframe

Statewide Co-Benefits



improved
air quality



reduced
water use



enhanced
ecosystems



employment &
economic development



greater transit
accessibility



dollar
savings

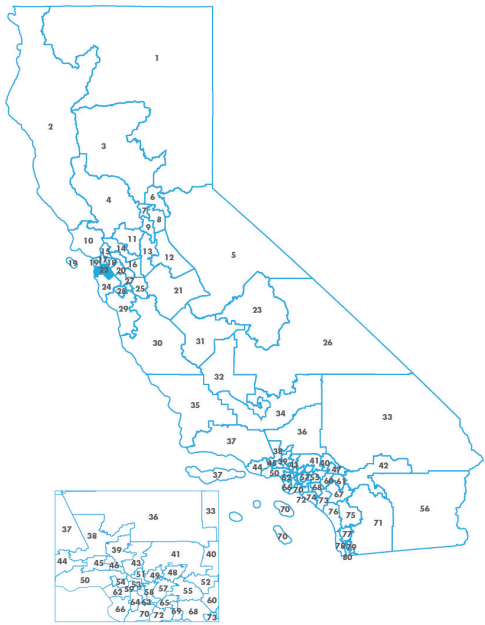
Some projects are not located at a single address, and therefore could be attributable to multiple legislative districts. For projects that physically cross multiple legislative districts (e.g., transit projects), the entire project funding and other benefits are attributed to all relevant districts. For projects that report at the census tract level (e.g., vouchers, rebates, and household installations), the entire project funding and other benefits are attributed to a single district, determined by which district includes the majority of the census tract.



ASSEMBLY DISTRICT 22 SNAPSHOT

Cap-and-Trade Dollars at Work Across California

California Climate Investments is a statewide program that puts billions of Cap-and-Trade dollars to work reducing greenhouse gas emissions, strengthening the economy, and improving public health and the environment, particularly in disadvantaged communities.



For an interactive map of investments statewide, visit caclimateinvestments.ca.gov.



\$127.3 million

Cap-and-Trade dollars implemented within the District as of May 31, 2021



80%

of total funds invested within the District benefiting priority populations



9,710

projects, rebates, and vouchers implemented within the District



2,421,168

MTCO₂e estimated over reduction timeframe



High-Speed Rail

High-Speed Rail is also using Cap-and-Trade dollars to electrify Caltrain from San Francisco to San Jose (AD 17, AD 22, AD 24, AD 25, and AD 27) and for grade separation in San Mateo.

Statewide Co-Benefits



improved air quality



reduced water use



enhanced ecosystems



employment & economic development



greater transit accessibility



dollar savings

Some projects are not located at a single address, and therefore could be attributable to multiple legislative districts. For projects that physically cross multiple legislative districts (e.g., transit projects), the entire project funding and other benefits are attributed to all relevant districts. For projects that report at the census tract level (e.g., vouchers, rebates, and household installations), the entire project funding and other benefits are attributed to a single district, determined by which district includes the majority of the census tract.



Cap and Trade
Dollars at Work

ASSEMBLY DISTRICT 23 SNAPSHOT

Cap-and-Trade Dollars at Work Across California

California Climate Investments is a statewide program that puts billions of Cap-and-Trade dollars to work reducing greenhouse gas emissions, strengthening the economy, and improving public health and the environment, particularly in disadvantaged communities.



For an interactive map of investments statewide, visit caclimateinvestments.ca.gov.



\$142.8 million

Cap-and-Trade dollars implemented within the District as of May 31, 2021



50%

of total funds invested within the District benefiting priority populations



7,733

projects, rebates, and vouchers implemented within the District



667,761

MTCO₂e estimated over reduction timeframe



\$2.34 billion for High-Speed Rail.

Statewide Co-Benefits



improved
air quality



reduced
water use



enhanced
ecosystems



employment &
economic development



greater transit
accessibility



dollar
savings

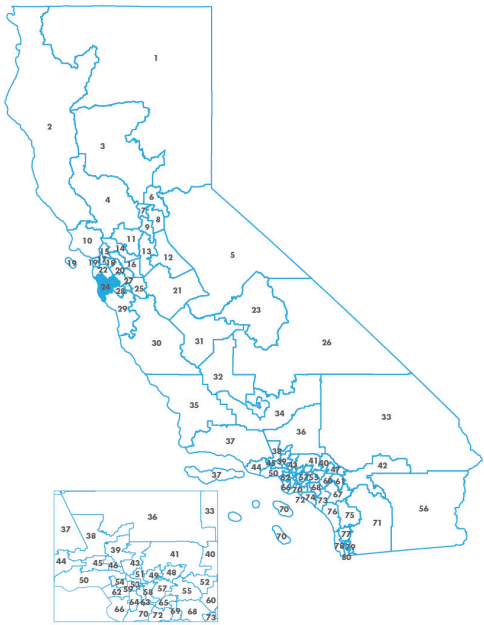
Some projects are not located at a single address, and therefore could be attributable to multiple legislative districts. For projects that physically cross multiple legislative districts (e.g., transit projects), the entire project funding and other benefits are attributed to all relevant districts. For projects that report at the census tract level (e.g., vouchers, rebates, and household installations), the entire project funding and other benefits are attributed to a single district, determined by which district includes the majority of the census tract.



ASSEMBLY DISTRICT 24 SNAPSHOT

Cap-and-Trade Dollars at Work Across California

California Climate Investments is a statewide program that puts billions of Cap-and-Trade dollars to work reducing greenhouse gas emissions, strengthening the economy, and improving public health and the environment, particularly in disadvantaged communities.



For an interactive map of investments statewide, visit caclimateinvestments.ca.gov.



\$133.1 million

Cap-and-Trade dollars implemented within the District as of May 31, 2021



70%

of total funds invested within the District benefiting priority populations



13,604

projects, rebates, and vouchers implemented within the District



2,480,267

MTCO₂e estimated over reduction timeframe



High-Speed Rail

High-Speed Rail is also using Cap-and-Trade dollars to electrify Caltrain from San Francisco to San Jose (AD 17, AD 22, AD 24, AD 25, and AD 27).

Statewide Co-Benefits



improved air quality



reduced water use



enhanced ecosystems



employment & economic development



greater transit accessibility



dollar savings

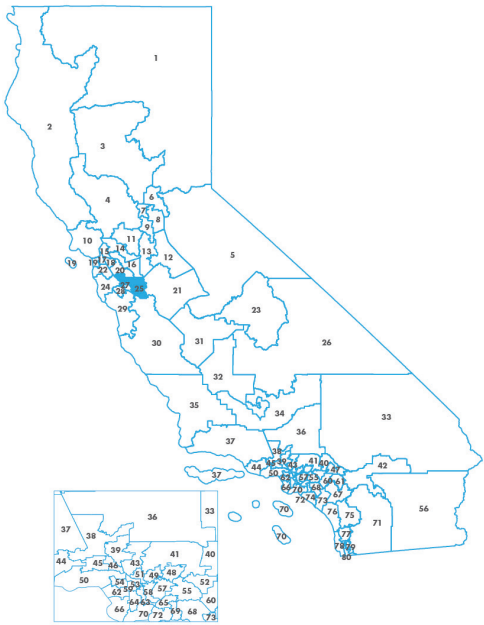
Some projects are not located at a single address, and therefore could be attributable to multiple legislative districts. For projects that physically cross multiple legislative districts (e.g., transit projects), the entire project funding and other benefits are attributed to all relevant districts. For projects that report at the census tract level (e.g., vouchers, rebates, and household installations), the entire project funding and other benefits are attributed to a single district, determined by which district includes the majority of the census tract.



ASSEMBLY DISTRICT 25 SNAPSHOT

Cap-and-Trade Dollars at Work Across California

California Climate Investments is a statewide program that puts billions of Cap-and-Trade dollars to work reducing greenhouse gas emissions, strengthening the economy, and improving public health and the environment, particularly in disadvantaged communities.



For an interactive map of investments statewide, visit caclimateinvestments.ca.gov.



\$113.5 million

Cap-and-Trade dollars implemented within the District as of May 31, 2021



64%

of total funds invested within the District benefiting priority populations



19,067

projects, rebates, and vouchers implemented within the District



3,587,241

MTCO₂e estimated over reduction timeframe



High-Speed Rail

High-Speed Rail is also using Cap-and-Trade dollars to electrify Caltrain from San Francisco to San Jose (AD 17, AD 22, AD 24, AD 25, and AD 27).

Statewide Co-Benefits



improved air quality



reduced water use



enhanced ecosystems



employment & economic development



greater transit accessibility



dollar savings

Some projects are not located at a single address, and therefore could be attributable to multiple legislative districts. For projects that physically cross multiple legislative districts (e.g., transit projects), the entire project funding and other benefits are attributed to all relevant districts. For projects that report at the census tract level (e.g., vouchers, rebates, and household installations), the entire project funding and other benefits are attributed to a single district, determined by which district includes the majority of the census tract.

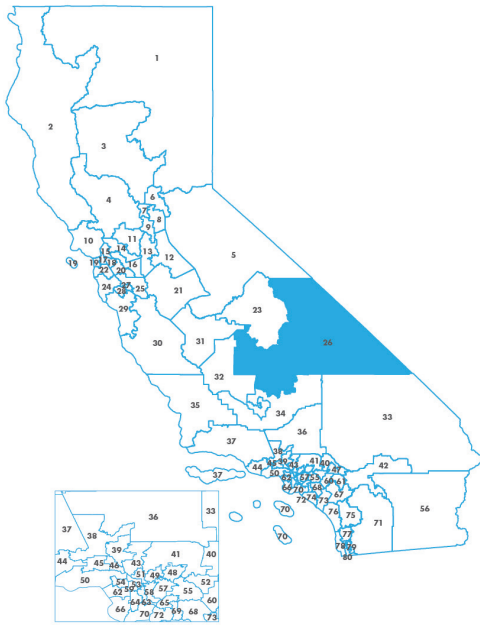


Cap and Trade
Dollars at Work

ASSEMBLY DISTRICT 26 SNAPSHOT

Cap-and-Trade Dollars at Work Across California

California Climate Investments is a statewide program that puts billions of Cap-and-Trade dollars to work reducing greenhouse gas emissions, strengthening the economy, and improving public health and the environment, particularly in disadvantaged communities.



For an interactive map of investments statewide, visit caclimateinvestments.ca.gov.



\$241.7 million

Cap-and-Trade dollars implemented within the District as of May 31, 2021



86%

of total funds invested within the District benefiting priority populations



6,714

projects, rebates, and vouchers implemented within the District



9,219,912

MTCO₂e estimated over reduction timeframe

Statewide Co-Benefits



improved
air quality



reduced
water use



enhanced
ecosystems



employment &
economic development



greater transit
accessibility



dollar
savings

Some projects are not located at a single address, and therefore could be attributable to multiple legislative districts. For projects that physically cross multiple legislative districts (e.g., transit projects), the entire project funding and other benefits are attributed to all relevant districts. For projects that report at the census tract level (e.g., vouchers, rebates, and household installations), the entire project funding and other benefits are attributed to a single district, determined by which district includes the majority of the census tract.



Cap and Trade
Dollars at Work

ASSEMBLY DISTRICT 27 SNAPSHOT

Cap-and-Trade Dollars at Work Across California

California Climate Investments is a statewide program that puts billions of Cap-and-Trade dollars to work reducing greenhouse gas emissions, strengthening the economy, and improving public health and the environment, particularly in disadvantaged communities.



For an interactive map of investments statewide, visit caclimateinvestments.ca.gov.



\$145.4 million

Cap-and-Trade dollars implemented within the District as of May 31, 2021



83%

of total funds invested within the District benefiting priority populations



13,937

projects, rebates, and vouchers implemented within the District



3,177,480

MTCO_{2e} estimated over reduction timeframe



High-Speed Rail

High-Speed Rail is also using Cap-and-Trade dollars to electrify Caltrain from San Francisco to San Jose (AD 17, AD 22, AD 24, AD 25, and AD 27).

Statewide Co-Benefits



improved
air quality



reduced
water use



enhanced
ecosystems



employment &
economic development



greater transit
accessibility



dollar
savings

Some projects are not located at a single address, and therefore could be attributable to multiple legislative districts. For projects that physically cross multiple legislative districts (e.g., transit projects), the entire project funding and other benefits are attributed to all relevant districts. For projects that report at the census tract level (e.g., vouchers, rebates, and household installations), the entire project funding and other benefits are attributed to a single district, determined by which district includes the majority of the census tract.



Cap and Trade
Dollars at Work

ASSEMBLY DISTRICT 28 SNAPSHOT

Cap-and-Trade Dollars at Work Across California

California Climate Investments is a statewide program that puts billions of Cap-and-Trade dollars to work reducing greenhouse gas emissions, strengthening the economy, and improving public health and the environment, particularly in disadvantaged communities.



For an interactive map of investments statewide, visit caclimateinvestments.ca.gov.



\$83.4 million

Cap-and-Trade dollars implemented within the District as of May 31, 2021



48%

of total funds invested within the District benefiting priority populations



15,520

projects, rebates, and vouchers implemented within the District



1,110,567

MTCO₂e estimated over reduction timeframe

Statewide Co-Benefits



improved
air quality



reduced
water use



enhanced
ecosystems



employment &
economic development



greater transit
accessibility



dollar
savings

Some projects are not located at a single address, and therefore could be attributable to multiple legislative districts. For projects that physically cross multiple legislative districts (e.g., transit projects), the entire project funding and other benefits are attributed to all relevant districts. For projects that report at the census tract level (e.g., vouchers, rebates, and household installations), the entire project funding and other benefits are attributed to a single district, determined by which district includes the majority of the census tract.

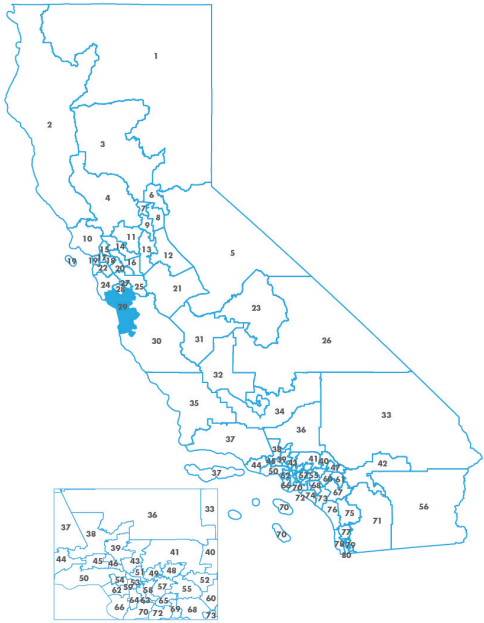


Cap and Trade
Dollars at Work

ASSEMBLY DISTRICT 29 SNAPSHOT

Cap-and-Trade Dollars at Work Across California

California Climate Investments is a statewide program that puts billions of Cap-and-Trade dollars to work reducing greenhouse gas emissions, strengthening the economy, and improving public health and the environment, particularly in disadvantaged communities.



For an interactive map of investments statewide, visit caclimateinvestments.ca.gov.



\$92.7 million

Cap-and-Trade dollars implemented within the District as of May 31, 2021



52%

of total funds invested within the District benefiting priority populations



9,907

projects, rebates, and vouchers implemented within the District



2,415,072

MTCO₂e estimated over reduction timeframe

Statewide Co-Benefits



improved
air quality



reduced
water use



enhanced
ecosystems



employment &
economic development



greater transit
accessibility



dollar
savings

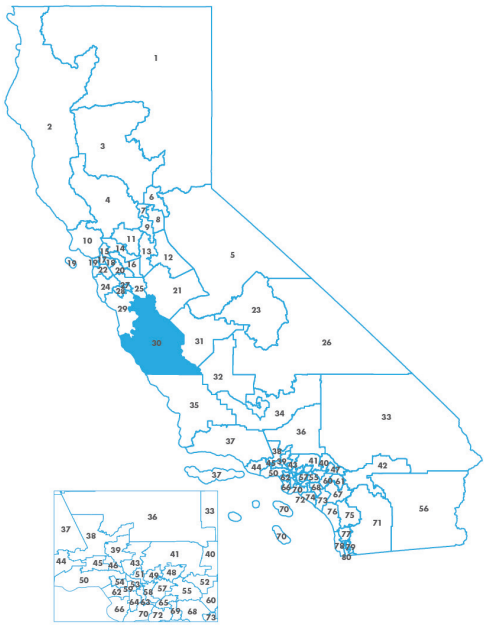
Some projects are not located at a single address, and therefore could be attributable to multiple legislative districts. For projects that physically cross multiple legislative districts (e.g., transit projects), the entire project funding and other benefits are attributed to all relevant districts. For projects that report at the census tract level (e.g., vouchers, rebates, and household installations), the entire project funding and other benefits are attributed to a single district, determined by which district includes the majority of the census tract.



ASSEMBLY DISTRICT 30 SNAPSHOT

Cap-and-Trade Dollars at Work Across California

California Climate Investments is a statewide program that puts billions of Cap-and-Trade dollars to work reducing greenhouse gas emissions, strengthening the economy, and improving public health and the environment, particularly in disadvantaged communities.



For an interactive map of investments statewide, visit caclimateinvestments.ca.gov.



\$121.8 million

Cap-and-Trade dollars implemented within the District as of May 31, 2021



69%

of total funds invested within the District benefiting priority populations



8,436

projects, rebates, and vouchers implemented within the District



3,073,309

MTCO₂e estimated over reduction timeframe

Statewide Co-Benefits



improved air quality



reduced water use



enhanced ecosystems



employment & economic development



greater transit accessibility



dollar savings

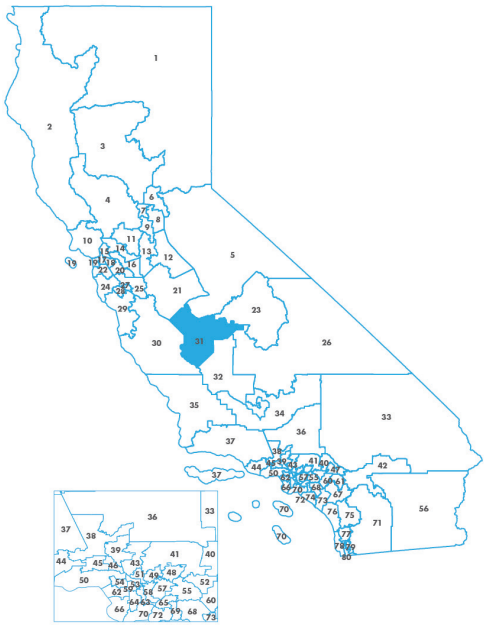
Some projects are not located at a single address, and therefore could be attributable to multiple legislative districts. For projects that physically cross multiple legislative districts (e.g., transit projects), the entire project funding and other benefits are attributed to all relevant districts. For projects that report at the census tract level (e.g., vouchers, rebates, and household installations), the entire project funding and other benefits are attributed to a single district, determined by which district includes the majority of the census tract.



ASSEMBLY DISTRICT 31 SNAPSHOT

Cap-and-Trade Dollars at Work Across California

California Climate Investments is a statewide program that puts billions of Cap-and-Trade dollars to work reducing greenhouse gas emissions, strengthening the economy, and improving public health and the environment, particularly in disadvantaged communities.



For an interactive map of investments statewide, visit caclimateinvestments.ca.gov.



\$328.7 million

Cap-and-Trade dollars implemented within the District as of May 31, 2021



96%

of total funds invested within the District benefiting priority populations



6,437

projects, rebates, and vouchers implemented within the District



2,581,177

MTCO₂e estimated over reduction timeframe



\$2.34 billion for High-Speed Rail.

Statewide Co-Benefits



improved air quality



reduced water use



enhanced ecosystems



employment & economic development



greater transit accessibility



dollar savings

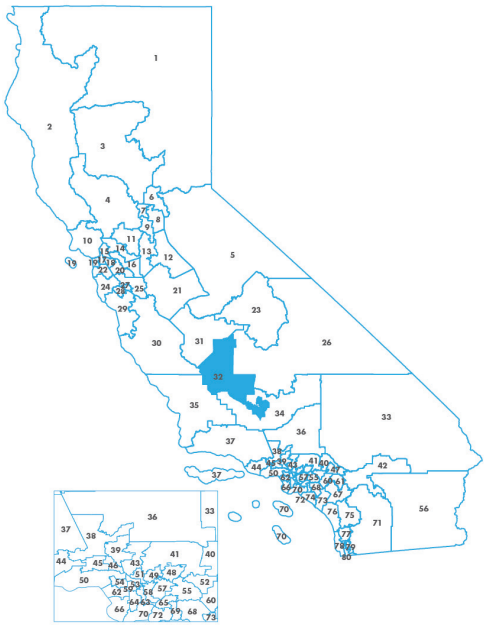
Some projects are not located at a single address, and therefore could be attributable to multiple legislative districts. For projects that physically cross multiple legislative districts (e.g., transit projects), the entire project funding and other benefits are attributed to all relevant districts. For projects that report at the census tract level (e.g., vouchers, rebates, and household installations), the entire project funding and other benefits are attributed to a single district, determined by which district includes the majority of the census tract.



ASSEMBLY DISTRICT 32 SNAPSHOT

Cap-and-Trade Dollars at Work Across California

California Climate Investments is a statewide program that puts billions of Cap-and-Trade dollars to work reducing greenhouse gas emissions, strengthening the economy, and improving public health and the environment, particularly in disadvantaged communities.



For an interactive map of investments statewide, visit caclimateinvestments.ca.gov.



\$193.9 million

Cap-and-Trade dollars implemented within the District as of May 31, 2021



67%

of total funds invested within the District benefiting priority populations



6,477

projects, rebates, and vouchers implemented within the District



7,373,859

MTCO₂e estimated over reduction timeframe

Statewide Co-Benefits



improved air quality



reduced water use



enhanced ecosystems



employment & economic development



greater transit accessibility



dollar savings

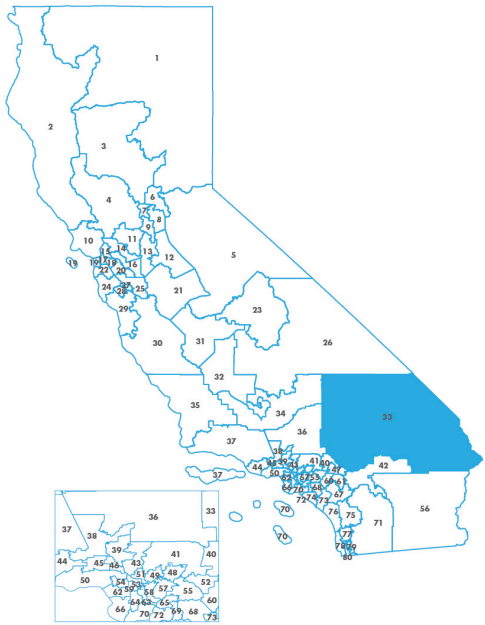
Some projects are not located at a single address, and therefore could be attributable to multiple legislative districts. For projects that physically cross multiple legislative districts (e.g., transit projects), the entire project funding and other benefits are attributed to all relevant districts. For projects that report at the census tract level (e.g., vouchers, rebates, and household installations), the entire project funding and other benefits are attributed to a single district, determined by which district includes the majority of the census tract.



ASSEMBLY DISTRICT 33 SNAPSHOT

Cap-and-Trade Dollars at Work Across California

California Climate Investments is a statewide program that puts billions of Cap-and-Trade dollars to work reducing greenhouse gas emissions, strengthening the economy, and improving public health and the environment, particularly in disadvantaged communities.



For an interactive map of investments statewide, visit caclimateinvestments.ca.gov.



\$57.5 million

Cap-and-Trade dollars implemented within the District as of May 31, 2021



86%

of total funds invested within the District benefiting priority populations



1,192

projects, rebates, and vouchers implemented within the District



383,409

MTCO₂e estimated over reduction timeframe

Statewide Co-Benefits



improved air quality



reduced water use



enhanced ecosystems



employment & economic development



greater transit accessibility



dollar savings

Some projects are not located at a single address, and therefore could be attributable to multiple legislative districts. For projects that physically cross multiple legislative districts (e.g., transit projects), the entire project funding and other benefits are attributed to all relevant districts. For projects that report at the census tract level (e.g., vouchers, rebates, and household installations), the entire project funding and other benefits are attributed to a single district, determined by which district includes the majority of the census tract.

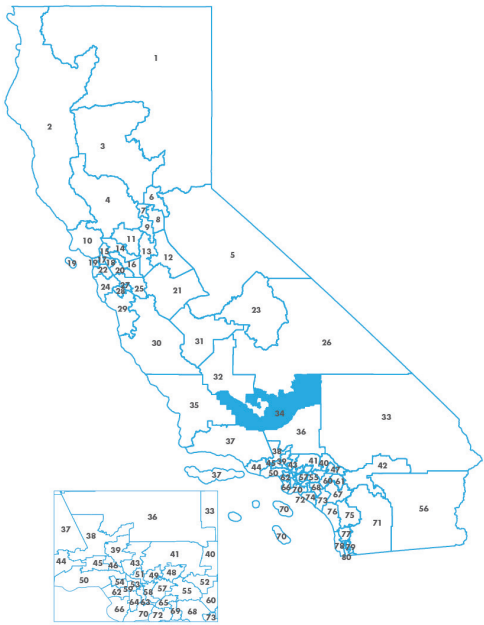


Cap and Trade
Dollars at Work

ASSEMBLY DISTRICT 34 SNAPSHOT

Cap-and-Trade Dollars at Work Across California

California Climate Investments is a statewide program that puts billions of Cap-and-Trade dollars to work reducing greenhouse gas emissions, strengthening the economy, and improving public health and the environment, particularly in disadvantaged communities.



For an interactive map of investments statewide, visit caclimateinvestments.ca.gov.



\$45.2 million

Cap-and-Trade dollars implemented within the District as of May 31, 2021



79%

of total funds invested within the District benefiting priority populations



4,684

projects, rebates, and vouchers implemented within the District



316,444

MTCO₂e estimated over reduction timeframe

Statewide Co-Benefits



improved
air quality



reduced
water use



enhanced
ecosystems



employment &
economic development



greater transit
accessibility



dollar
savings

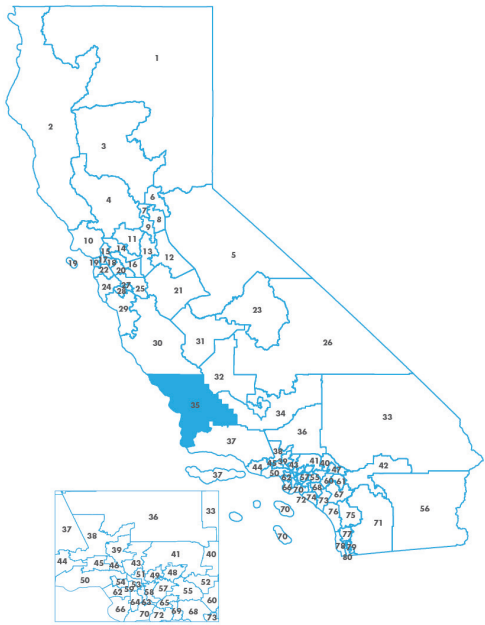
Some projects are not located at a single address, and therefore could be attributable to multiple legislative districts. For projects that physically cross multiple legislative districts (e.g., transit projects), the entire project funding and other benefits are attributed to all relevant districts. For projects that report at the census tract level (e.g., vouchers, rebates, and household installations), the entire project funding and other benefits are attributed to a single district, determined by which district includes the majority of the census tract.



ASSEMBLY DISTRICT 35 SNAPSHOT

Cap-and-Trade Dollars at Work Across California

California Climate Investments is a statewide program that puts billions of Cap-and-Trade dollars to work reducing greenhouse gas emissions, strengthening the economy, and improving public health and the environment, particularly in disadvantaged communities.



For an interactive map of investments statewide, visit caclimateinvestments.ca.gov.



\$63.9 million

Cap-and-Trade dollars implemented within the District as of May 31, 2021



43%

of total funds invested within the District benefiting priority populations



3,093

projects, rebates, and vouchers implemented within the District



359,520

MTCO₂e estimated over reduction timeframe

Statewide Co-Benefits



improved air quality



reduced water use



enhanced ecosystems



employment & economic development



greater transit accessibility



dollar savings

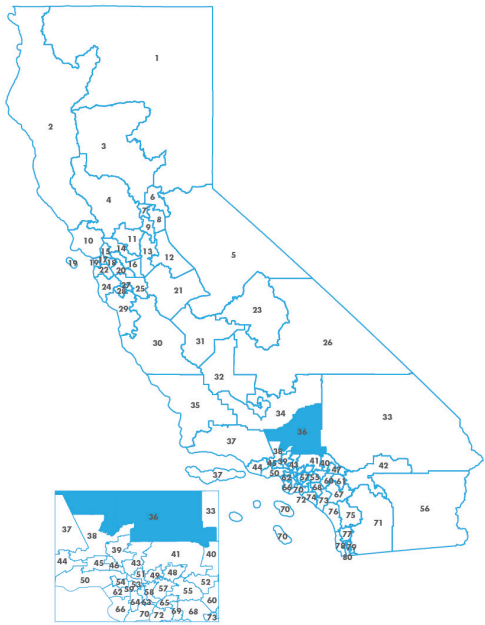
Some projects are not located at a single address, and therefore could be attributable to multiple legislative districts. For projects that physically cross multiple legislative districts (e.g., transit projects), the entire project funding and other benefits are attributed to all relevant districts. For projects that report at the census tract level (e.g., vouchers, rebates, and household installations), the entire project funding and other benefits are attributed to a single district, determined by which district includes the majority of the census tract.



ASSEMBLY DISTRICT 36 SNAPSHOT

Cap-and-Trade Dollars at Work Across California

California Climate Investments is a statewide program that puts billions of Cap-and-Trade dollars to work reducing greenhouse gas emissions, strengthening the economy, and improving public health and the environment, particularly in disadvantaged communities.



For an interactive map of investments statewide, visit caclimateinvestments.ca.gov.



\$144.2 million

Cap-and-Trade dollars implemented within the District as of May 31, 2021



92%

of total funds invested within the District benefiting priority populations



2,283

projects, rebates, and vouchers implemented within the District



921,758

MTCO₂e estimated over reduction timeframe

Statewide Co-Benefits



improved air quality



reduced water use



enhanced ecosystems



employment & economic development



greater transit accessibility



dollar savings

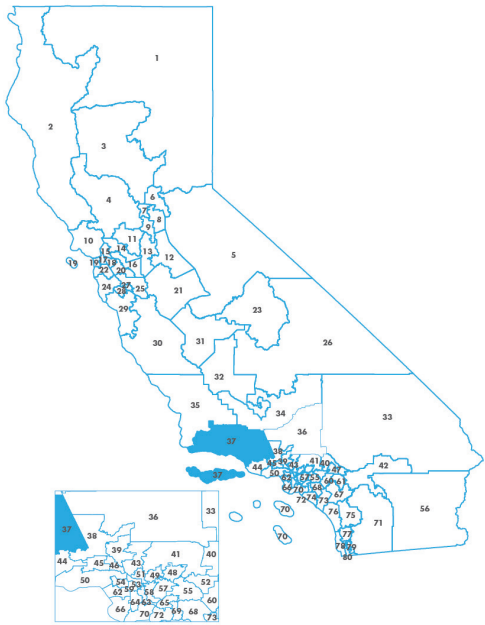
Some projects are not located at a single address, and therefore could be attributable to multiple legislative districts. For projects that physically cross multiple legislative districts (e.g., transit projects), the entire project funding and other benefits are attributed to all relevant districts. For projects that report at the census tract level (e.g., vouchers, rebates, and household installations), the entire project funding and other benefits are attributed to a single district, determined by which district includes the majority of the census tract.



ASSEMBLY DISTRICT 37 SNAPSHOT

Cap-and-Trade Dollars at Work Across California

California Climate Investments is a statewide program that puts billions of Cap-and-Trade dollars to work reducing greenhouse gas emissions, strengthening the economy, and improving public health and the environment, particularly in disadvantaged communities.



For an interactive map of investments statewide, visit caclimateinvestments.ca.gov.



\$113.1 million

Cap-and-Trade dollars implemented within the District as of May 31, 2021



78%

of total funds invested within the District benefiting priority populations



4,726

projects, rebates, and vouchers implemented within the District



428,389

MTCO₂e estimated over reduction timeframe

Statewide Co-Benefits



improved air quality



reduced water use



enhanced ecosystems



employment & economic development



greater transit accessibility



dollar savings

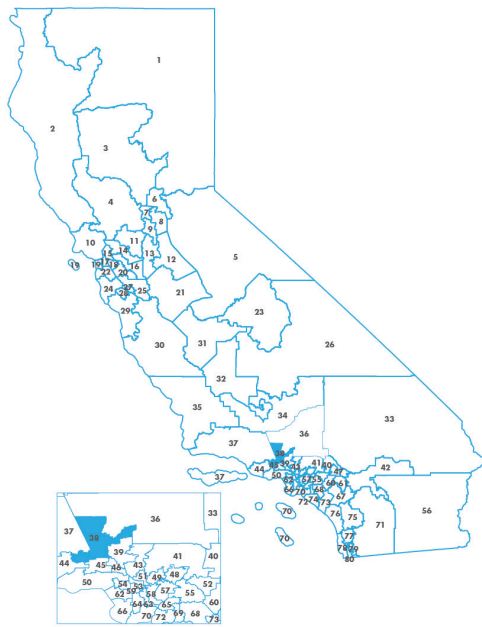
Some projects are not located at a single address, and therefore could be attributable to multiple legislative districts. For projects that physically cross multiple legislative districts (e.g., transit projects), the entire project funding and other benefits are attributed to all relevant districts. For projects that report at the census tract level (e.g., vouchers, rebates, and household installations), the entire project funding and other benefits are attributed to a single district, determined by which district includes the majority of the census tract.



ASSEMBLY DISTRICT 38 SNAPSHOT

Cap-and-Trade Dollars at Work Across California

California Climate Investments is a statewide program that puts billions of Cap-and-Trade dollars to work reducing greenhouse gas emissions, strengthening the economy, and improving public health and the environment, particularly in disadvantaged communities.



For an interactive map of investments statewide, visit caclimateinvestments.ca.gov.



\$120.0 million

Cap-and-Trade dollars implemented within the District as of May 31, 2021



87%

of total funds invested within the District benefiting priority populations



8,106

projects, rebates, and vouchers implemented within the District



806,942

MTCO₂e estimated over reduction timeframe

Statewide Co-Benefits



improved air quality



reduced water use



enhanced ecosystems



employment & economic development



greater transit accessibility



dollar savings

Some projects are not located at a single address, and therefore could be attributable to multiple legislative districts. For projects that physically cross multiple legislative districts (e.g., transit projects), the entire project funding and other benefits are attributed to all relevant districts. For projects that report at the census tract level (e.g., vouchers, rebates, and household installations), the entire project funding and other benefits are attributed to a single district, determined by which district includes the majority of the census tract.

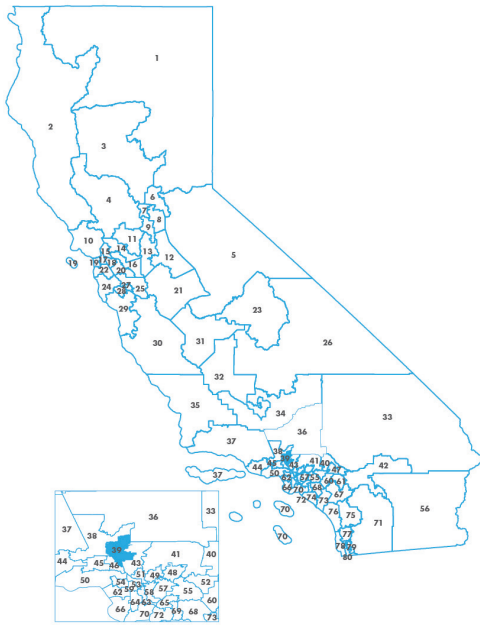


Cap and Trade
Dollars at Work

ASSEMBLY DISTRICT 39 SNAPSHOT

Cap-and-Trade Dollars at Work Across California

California Climate Investments is a statewide program that puts billions of Cap-and-Trade dollars to work reducing greenhouse gas emissions, strengthening the economy, and improving public health and the environment, particularly in disadvantaged communities.



For an interactive map of investments statewide, visit caclimateinvestments.ca.gov.



\$159.6 million

Cap-and-Trade dollars implemented within the District as of May 31, 2021



99%

of total funds invested within the District benefiting priority populations



3,387

projects, rebates, and vouchers implemented within the District



897,579

MTCO₂e estimated over reduction timeframe

Statewide Co-Benefits



improved
air quality



reduced
water use



enhanced
ecosystems



employment &
economic development



greater transit
accessibility



dollar
savings

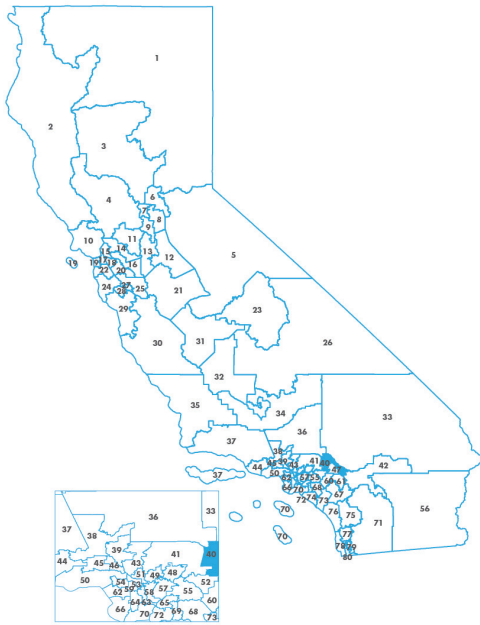
Some projects are not located at a single address, and therefore could be attributable to multiple legislative districts. For projects that physically cross multiple legislative districts (e.g., transit projects), the entire project funding and other benefits are attributed to all relevant districts. For projects that report at the census tract level (e.g., vouchers, rebates, and household installations), the entire project funding and other benefits are attributed to a single district, determined by which district includes the majority of the census tract.



ASSEMBLY DISTRICT 40 SNAPSHOT

Cap-and-Trade Dollars at Work Across California

California Climate Investments is a statewide program that puts billions of Cap-and-Trade dollars to work reducing greenhouse gas emissions, strengthening the economy, and improving public health and the environment, particularly in disadvantaged communities.



For an interactive map of investments statewide, visit caclimateinvestments.ca.gov.



\$122.9 million

Cap-and-Trade dollars implemented within the District through November 30, 2020



93%

of total funds invested within the District benefiting priority populations



9,481

projects, rebates, and vouchers implemented within the District



475,504

MTCO₂e estimated over reduction timeframe

Statewide Co-Benefits



improved air quality



reduced water use



enhanced ecosystems



employment & economic development



greater transit accessibility



dollar savings

Some projects are not located at a single address, and therefore could be attributable to multiple legislative districts. For projects that physically cross multiple legislative districts (e.g., transit projects), the entire project funding and other benefits are attributed to all relevant districts. For projects that report at the census tract level (e.g., vouchers, rebates, and household installations), the entire project funding and other benefits are attributed to a single district, determined by which district includes the majority of the census tract.

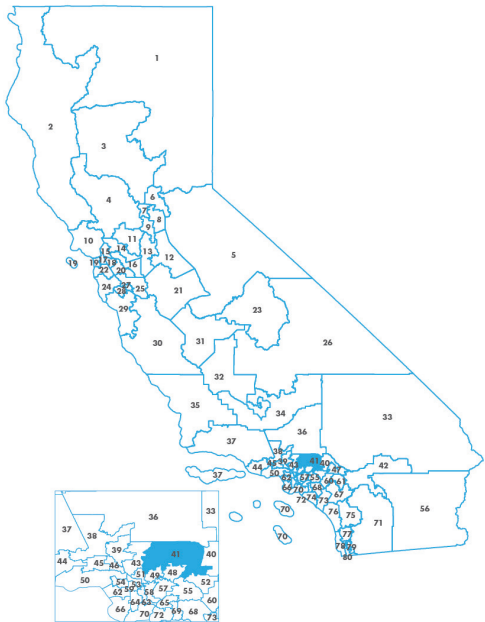


Cap and Trade
Dollars at Work

ASSEMBLY DISTRICT 41 SNAPSHOT

Cap-and-Trade Dollars at Work Across California

California Climate Investments is a statewide program that puts billions of Cap-and-Trade dollars to work reducing greenhouse gas emissions, strengthening the economy, and improving public health and the environment, particularly in disadvantaged communities.



For an interactive map of investments statewide, visit caclimateinvestments.ca.gov.



\$130.9 million

Cap-and-Trade dollars implemented within the District as of May 31, 2021



83%

of total funds invested within the District benefiting priority populations



7,930

projects, rebates, and vouchers implemented within the District



478,862

MTCO₂e estimated over reduction timeframe

Statewide Co-Benefits



improved
air quality



reduced
water use



enhanced
ecosystems



employment &
economic development



greater transit
accessibility



dollar
savings

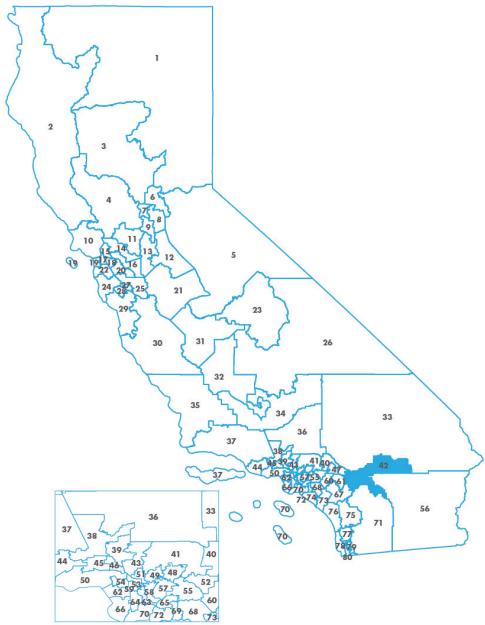
Some projects are not located at a single address, and therefore could be attributable to multiple legislative districts. For projects that physically cross multiple legislative districts (e.g., transit projects), the entire project funding and other benefits are attributed to all relevant districts. For projects that report at the census tract level (e.g., vouchers, rebates, and household installations), the entire project funding and other benefits are attributed to a single district, determined by which district includes the majority of the census tract.



ASSEMBLY DISTRICT 42 SNAPSHOT

Cap-and-Trade Dollars at Work Across California

California Climate Investments is a statewide program that puts billions of Cap-and-Trade dollars to work reducing greenhouse gas emissions, strengthening the economy, and improving public health and the environment, particularly in disadvantaged communities.



For an interactive map of investments statewide, visit caclimateinvestments.ca.gov.



\$24.6 million

Cap-and-Trade dollars implemented within the District as of May 31, 2021



86%

of total funds invested within the District benefiting priority populations



2,374

projects, rebates, and vouchers implemented within the District



52,931

MTCO₂e estimated over reduction timeframe

Statewide Co-Benefits



improved air quality



reduced water use



enhanced ecosystems



employment & economic development



greater transit accessibility



dollar savings

Some projects are not located at a single address, and therefore could be attributable to multiple legislative districts. For projects that physically cross multiple legislative districts (e.g., transit projects), the entire project funding and other benefits are attributed to all relevant districts. For projects that report at the census tract level (e.g., vouchers, rebates, and household installations), the entire project funding and other benefits are attributed to a single district, determined by which district includes the majority of the census tract.

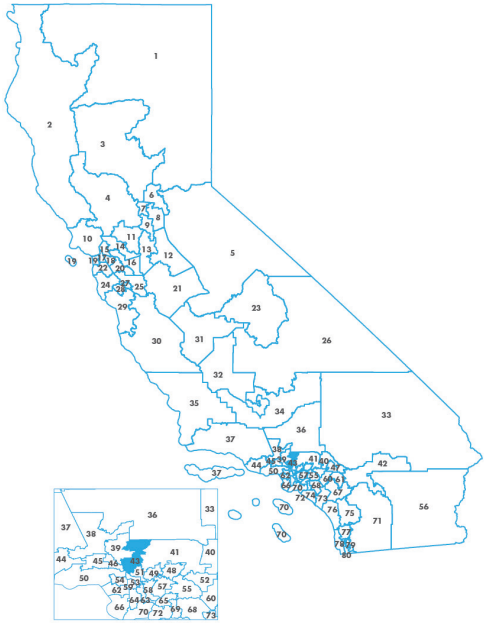


Cap and Trade
Dollars at Work

ASSEMBLY DISTRICT 43 SNAPSHOT

Cap-and-Trade Dollars at Work Across California

California Climate Investments is a statewide program that puts billions of Cap-and-Trade dollars to work reducing greenhouse gas emissions, strengthening the economy, and improving public health and the environment, particularly in disadvantaged communities.



For an interactive map of investments statewide, visit caclimateinvestments.ca.gov.



\$140.0 million

Cap-and-Trade dollars implemented within the District as of May 31, 2021



94%

of total funds invested within the District benefiting priority populations



7,950

projects, rebates, and vouchers implemented within the District



856,884

MTCO₂e estimated over reduction timeframe

Statewide Co-Benefits



improved
air quality



reduced
water use



enhanced
ecosystems



employment &
economic development



greater transit
accessibility



dollar
savings

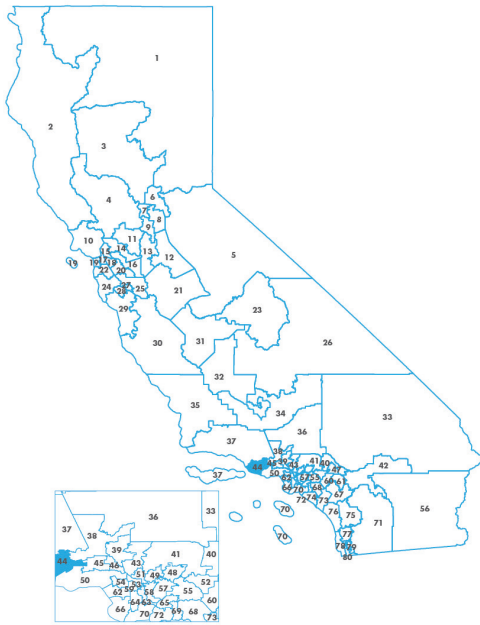
Some projects are not located at a single address, and therefore could be attributable to multiple legislative districts. For projects that physically cross multiple legislative districts (e.g., transit projects), the entire project funding and other benefits are attributed to all relevant districts. For projects that report at the census tract level (e.g., vouchers, rebates, and household installations), the entire project funding and other benefits are attributed to a single district, determined by which district includes the majority of the census tract.



ASSEMBLY DISTRICT 44 SNAPSHOT

Cap-and-Trade Dollars at Work Across California

California Climate Investments is a statewide program that puts billions of Cap-and-Trade dollars to work reducing greenhouse gas emissions, strengthening the economy, and improving public health and the environment, particularly in disadvantaged communities.



For an interactive map of investments statewide, visit caclimateinvestments.ca.gov.



\$81.3 million

Cap-and-Trade dollars implemented within the District as of May 31, 2021



88%

of total funds invested within the District benefiting priority populations



4,578

projects, rebates, and vouchers implemented within the District



350,972

MTCO₂e estimated over reduction timeframe

Statewide Co-Benefits



improved air quality



reduced water use



enhanced ecosystems



employment & economic development



greater transit accessibility



dollar savings

Some projects are not located at a single address, and therefore could be attributable to multiple legislative districts. For projects that physically cross multiple legislative districts (e.g., transit projects), the entire project funding and other benefits are attributed to all relevant districts. For projects that report at the census tract level (e.g., vouchers, rebates, and household installations), the entire project funding and other benefits are attributed to a single district, determined by which district includes the majority of the census tract.



Cap and Trade
Dollars at Work

ASSEMBLY DISTRICT 45 SNAPSHOT

Cap-and-Trade Dollars at Work Across California

California Climate Investments is a statewide program that puts billions of Cap-and-Trade dollars to work reducing greenhouse gas emissions, strengthening the economy, and improving public health and the environment, particularly in disadvantaged communities.



For an interactive map of investments statewide, visit caclimateinvestments.ca.gov.



\$109.9 million

Cap-and-Trade dollars implemented within the District as of May 31, 2021



83%

of total funds invested within the District benefiting priority populations



6,910

projects, rebates, and vouchers implemented within the District



665,941

MTCO₂e estimated over reduction timeframe

Statewide Co-Benefits



improved
air quality



reduced
water use



enhanced
ecosystems



employment &
economic development



greater transit
accessibility



dollar
savings

Some projects are not located at a single address, and therefore could be attributable to multiple legislative districts. For projects that physically cross multiple legislative districts (e.g., transit projects), the entire project funding and other benefits are attributed to all relevant districts. For projects that report at the census tract level (e.g., vouchers, rebates, and household installations), the entire project funding and other benefits are attributed to a single district, determined by which district includes the majority of the census tract.

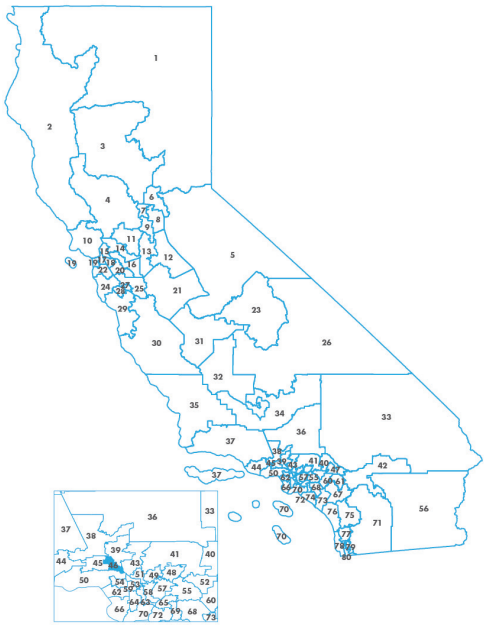


Cap and Trade
Dollars at Work

ASSEMBLY DISTRICT 46 SNAPSHOT

Cap-and-Trade Dollars at Work Across California

California Climate Investments is a statewide program that puts billions of Cap-and-Trade dollars to work reducing greenhouse gas emissions, strengthening the economy, and improving public health and the environment, particularly in disadvantaged communities.



For an interactive map of investments statewide, visit caclimateinvestments.ca.gov.



\$105.1 million

Cap-and-Trade dollars implemented within the District as of May 31, 2021



93%

of total funds invested within the District benefiting priority populations



6,363

projects, rebates, and vouchers implemented within the District



668,248

MTCO₂e estimated over reduction timeframe

Statewide Co-Benefits



improved
air quality



reduced
water use



enhanced
ecosystems



employment &
economic development



greater transit
accessibility



dollar
savings

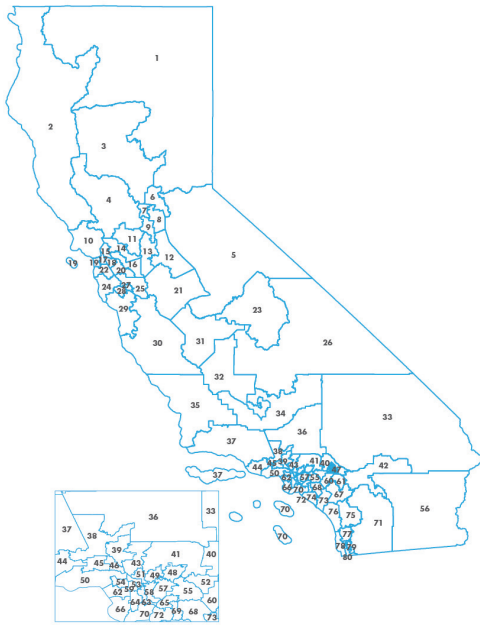
Some projects are not located at a single address, and therefore could be attributable to multiple legislative districts. For projects that physically cross multiple legislative districts (e.g., transit projects), the entire project funding and other benefits are attributed to all relevant districts. For projects that report at the census tract level (e.g., vouchers, rebates, and household installations), the entire project funding and other benefits are attributed to a single district, determined by which district includes the majority of the census tract.



ASSEMBLY DISTRICT 47 SNAPSHOT

Cap-and-Trade Dollars at Work Across California

California Climate Investments is a statewide program that puts billions of Cap-and-Trade dollars to work reducing greenhouse gas emissions, strengthening the economy, and improving public health and the environment, particularly in disadvantaged communities.



For an interactive map of investments statewide, visit caclimateinvestments.ca.gov.



\$172.1 million

Cap-and-Trade dollars implemented within the District as of May 31, 2021



98%

of total funds invested within the District benefiting priority populations



2,999

projects, rebates, and vouchers implemented within the District



986,449

MTCO₂e estimated over reduction timeframe

Statewide Co-Benefits



improved air quality



reduced water use



enhanced ecosystems



employment & economic development



greater transit accessibility



dollar savings

Some projects are not located at a single address, and therefore could be attributable to multiple legislative districts. For projects that physically cross multiple legislative districts (e.g., transit projects), the entire project funding and other benefits are attributed to all relevant districts. For projects that report at the census tract level (e.g., vouchers, rebates, and household installations), the entire project funding and other benefits are attributed to a single district, determined by which district includes the majority of the census tract.



Cap and Trade
Dollars at Work

ASSEMBLY DISTRICT 48 SNAPSHOT

Cap-and-Trade Dollars at Work Across California

California Climate Investments is a statewide program that puts billions of Cap-and-Trade dollars to work reducing greenhouse gas emissions, strengthening the economy, and improving public health and the environment, particularly in disadvantaged communities.



For an interactive map of investments statewide, visit caclimateinvestments.ca.gov.



\$169.8 million

Cap-and-Trade dollars implemented within the District as of May 31, 2021



98%

of total funds invested within the District benefiting priority populations



4,993

projects, rebates, and vouchers implemented within the District



545,841

MTCO₂e estimated over reduction timeframe

Statewide Co-Benefits



improved
air quality



reduced
water use



enhanced
ecosystems



employment &
economic development



greater transit
accessibility



dollar
savings

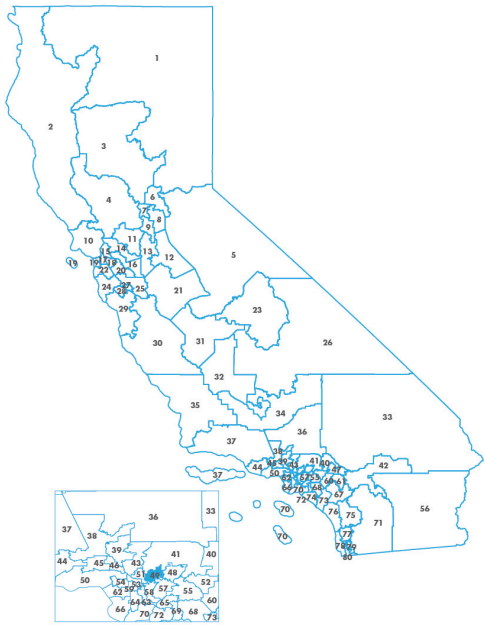
Some projects are not located at a single address, and therefore could be attributable to multiple legislative districts. For projects that physically cross multiple legislative districts (e.g., transit projects), the entire project funding and other benefits are attributed to all relevant districts. For projects that report at the census tract level (e.g., vouchers, rebates, and household installations), the entire project funding and other benefits are attributed to a single district, determined by which district includes the majority of the census tract.



ASSEMBLY DISTRICT 49 SNAPSHOT

Cap-and-Trade Dollars at Work Across California

California Climate Investments is a statewide program that puts billions of Cap-and-Trade dollars to work reducing greenhouse gas emissions, strengthening the economy, and improving public health and the environment, particularly in disadvantaged communities.



For an interactive map of investments statewide, visit caclimateinvestments.ca.gov.



\$121.2 million

Cap-and-Trade dollars implemented within the District as of May 31, 2021



93%

of total funds invested within the District benefiting priority populations



10,732

projects, rebates, and vouchers implemented within the District



427,104

MTCO₂e estimated over reduction timeframe

Statewide Co-Benefits



improved air quality



reduced water use



enhanced ecosystems



employment & economic development



greater transit accessibility



dollar savings

Some projects are not located at a single address, and therefore could be attributable to multiple legislative districts. For projects that physically cross multiple legislative districts (e.g., transit projects), the entire project funding and other benefits are attributed to all relevant districts. For projects that report at the census tract level (e.g., vouchers, rebates, and household installations), the entire project funding and other benefits are attributed to a single district, determined by which district includes the majority of the census tract.

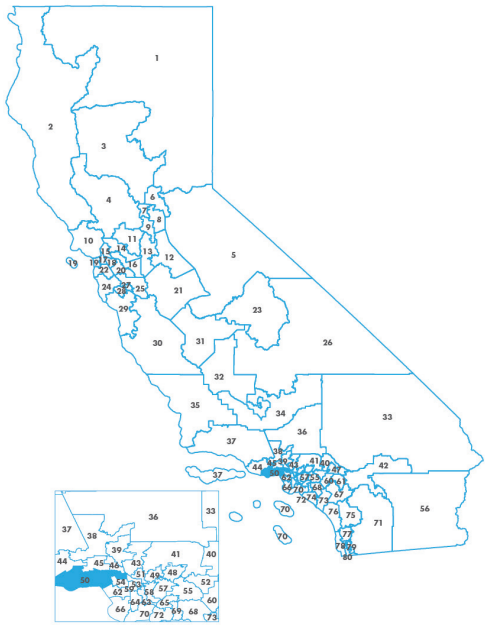


Cap and Trade
Dollars at Work

ASSEMBLY DISTRICT 50 SNAPSHOT

Cap-and-Trade Dollars at Work Across California

California Climate Investments is a statewide program that puts billions of Cap-and-Trade dollars to work reducing greenhouse gas emissions, strengthening the economy, and improving public health and the environment, particularly in disadvantaged communities.



For an interactive map of investments statewide, visit caclimateinvestments.ca.gov.



\$136.0 million

Cap-and-Trade dollars implemented within the District as of May 31, 2021



81%

of total funds invested within the District benefiting priority populations



10,758

projects, rebates, and vouchers implemented within the District



684,601

MTCO₂e estimated over reduction timeframe

Statewide Co-Benefits



improved
air quality



reduced
water use



enhanced
ecosystems



employment &
economic development



greater transit
accessibility



dollar
savings

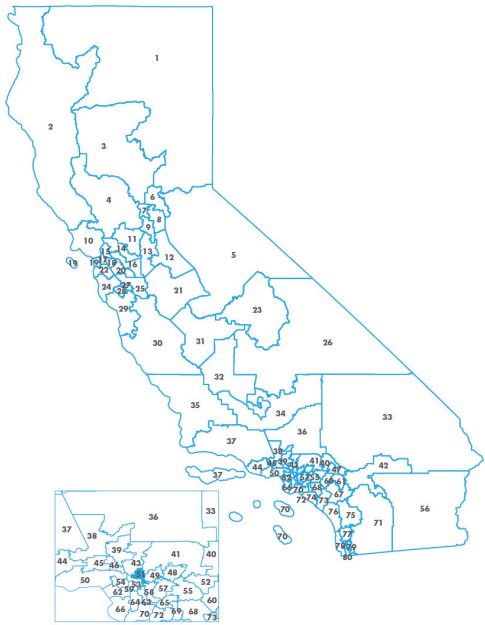
Some projects are not located at a single address, and therefore could be attributable to multiple legislative districts. For projects that physically cross multiple legislative districts (e.g., transit projects), the entire project funding and other benefits are attributed to all relevant districts. For projects that report at the census tract level (e.g., vouchers, rebates, and household installations), the entire project funding and other benefits are attributed to a single district, determined by which district includes the majority of the census tract.



ASSEMBLY DISTRICT 51 SNAPSHOT

Cap-and-Trade Dollars at Work Across California

California Climate Investments is a statewide program that puts billions of Cap-and-Trade dollars to work reducing greenhouse gas emissions, strengthening the economy, and improving public health and the environment, particularly in disadvantaged communities.



For an interactive map of investments statewide, visit caclimateinvestments.ca.gov.



\$190.0 million

Cap-and-Trade dollars implemented within the District as of May 31, 2021



87%

of total funds invested within the District benefiting priority populations



5,062

projects, rebates, and vouchers implemented within the District



1,032,185

MTCO₂e estimated over reduction timeframe

Statewide Co-Benefits



improved air quality



reduced water use



enhanced ecosystems



employment & economic development



greater transit accessibility



dollar savings

Some projects are not located at a single address, and therefore could be attributable to multiple legislative districts. For projects that physically cross multiple legislative districts (e.g., transit projects), the entire project funding and other benefits are attributed to all relevant districts. For projects that report at the census tract level (e.g., vouchers, rebates, and household installations), the entire project funding and other benefits are attributed to a single district, determined by which district includes the majority of the census tract.



Cap and Trade
Dollars at Work

ASSEMBLY DISTRICT 52 SNAPSHOT

Cap-and-Trade Dollars at Work Across California

California Climate Investments is a statewide program that puts billions of Cap-and-Trade dollars to work reducing greenhouse gas emissions, strengthening the economy, and improving public health and the environment, particularly in disadvantaged communities.



For an interactive map of investments statewide, visit caclimateinvestments.ca.gov.



\$206.5 million

Cap-and-Trade dollars implemented within the District as of May 31, 2021



92%

of total funds invested within the District benefiting priority populations



4,825

projects, rebates, and vouchers implemented within the District



503,200

MTCO₂e estimated over reduction timeframe

Statewide Co-Benefits



improved
air quality



reduced
water use



enhanced
ecosystems



employment &
economic development



greater transit
accessibility



dollar
savings

Some projects are not located at a single address, and therefore could be attributable to multiple legislative districts. For projects that physically cross multiple legislative districts (e.g., transit projects), the entire project funding and other benefits are attributed to all relevant districts. For projects that report at the census tract level (e.g., vouchers, rebates, and household installations), the entire project funding and other benefits are attributed to a single district, determined by which district includes the majority of the census tract.

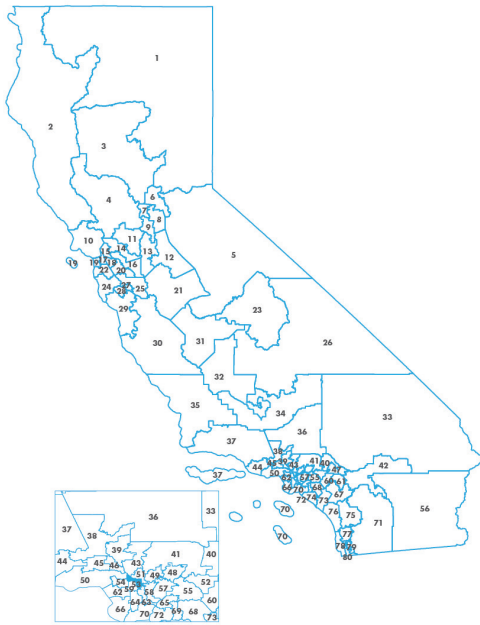


Cap and Trade
Dollars at Work

ASSEMBLY DISTRICT 53 SNAPSHOT

Cap-and-Trade Dollars at Work Across California

California Climate Investments is a statewide program that puts billions of Cap-and-Trade dollars to work reducing greenhouse gas emissions, strengthening the economy, and improving public health and the environment, particularly in disadvantaged communities.



For an interactive map of investments statewide, visit caclimateinvestments.ca.gov.



\$264.2 million

Cap-and-Trade dollars implemented within the District as of May 31, 2021



94%

of total funds invested within the District benefiting priority populations



3,256

projects, rebates, and vouchers implemented within the District



1,840,045

MTCO₂e estimated over reduction timeframe

Statewide Co-Benefits



improved
air quality



reduced
water use



enhanced
ecosystems



employment &
economic development



greater transit
accessibility



dollar
savings

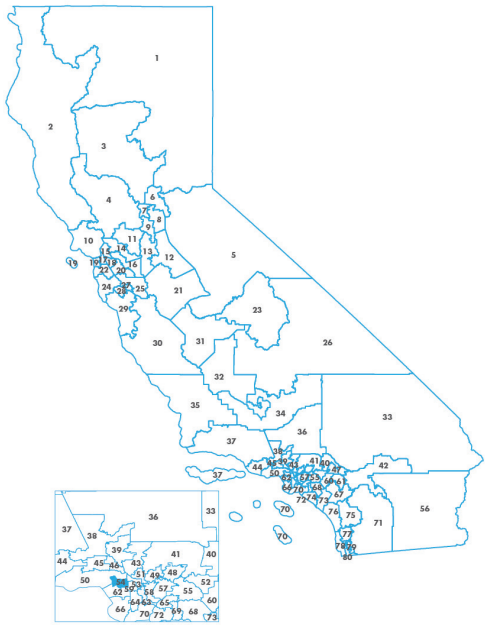
Some projects are not located at a single address, and therefore could be attributable to multiple legislative districts. For projects that physically cross multiple legislative districts (e.g., transit projects), the entire project funding and other benefits are attributed to all relevant districts. For projects that report at the census tract level (e.g., vouchers, rebates, and household installations), the entire project funding and other benefits are attributed to a single district, determined by which district includes the majority of the census tract.



ASSEMBLY DISTRICT 54 SNAPSHOT

Cap-and-Trade Dollars at Work Across California

California Climate Investments is a statewide program that puts billions of Cap-and-Trade dollars to work reducing greenhouse gas emissions, strengthening the economy, and improving public health and the environment, particularly in disadvantaged communities.



For an interactive map of investments statewide, visit caclimateinvestments.ca.gov.



\$126.1 million

Cap-and-Trade dollars implemented within the District as of May 31, 2021



89%

of total funds invested within the District benefiting priority populations



6,108

projects, rebates, and vouchers implemented within the District



576,804

MTCO₂e estimated over reduction timeframe

Statewide Co-Benefits



improved air quality



reduced water use



enhanced ecosystems



employment & economic development



greater transit accessibility



dollar savings

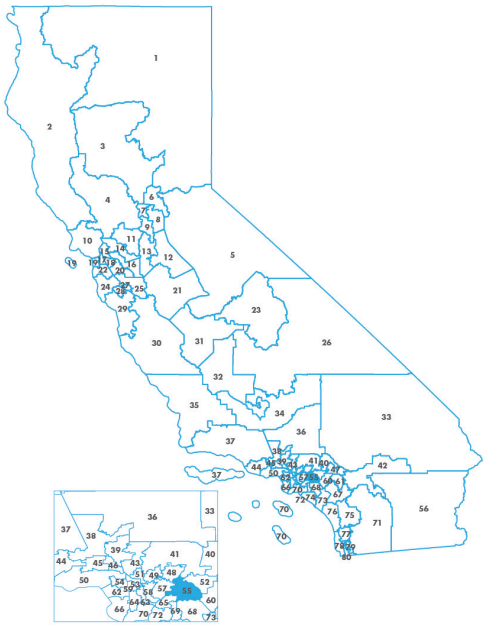
Some projects are not located at a single address, and therefore could be attributable to multiple legislative districts. For projects that physically cross multiple legislative districts (e.g., transit projects), the entire project funding and other benefits are attributed to all relevant districts. For projects that report at the census tract level (e.g., vouchers, rebates, and household installations), the entire project funding and other benefits are attributed to a single district, determined by which district includes the majority of the census tract.



ASSEMBLY DISTRICT 55 SNAPSHOT

Cap-and-Trade Dollars at Work Across California

California Climate Investments is a statewide program that puts billions of Cap-and-Trade dollars to work reducing greenhouse gas emissions, strengthening the economy, and improving public health and the environment, particularly in disadvantaged communities.



For an interactive map of investments statewide, visit caclimateinvestments.ca.gov.



\$140.7 million

Cap-and-Trade dollars implemented within the District as of May 31, 2021



55%

of total funds invested within the District benefiting priority populations



10,355

projects, rebates, and vouchers implemented within the District



582,965

MTCO₂e estimated over reduction timeframe

Statewide Co-Benefits



improved air quality



reduced water use



enhanced ecosystems



employment & economic development



greater transit accessibility



dollar savings

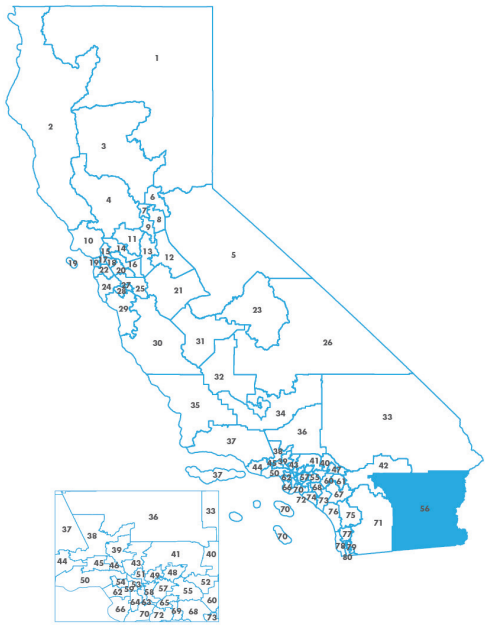
Some projects are not located at a single address, and therefore could be attributable to multiple legislative districts. For projects that physically cross multiple legislative districts (e.g., transit projects), the entire project funding and other benefits are attributed to all relevant districts. For projects that report at the census tract level (e.g., vouchers, rebates, and household installations), the entire project funding and other benefits are attributed to a single district, determined by which district includes the majority of the census tract.



ASSEMBLY DISTRICT 56 SNAPSHOT

Cap-and-Trade Dollars at Work Across California

California Climate Investments is a statewide program that puts billions of Cap-and-Trade dollars to work reducing greenhouse gas emissions, strengthening the economy, and improving public health and the environment, particularly in disadvantaged communities.



For an interactive map of investments statewide, visit caclimateinvestments.ca.gov.



\$117.4 million

Cap-and-Trade dollars implemented within the District as of May 31, 2021



81%

of total funds invested within the District benefiting priority populations



1,862

projects, rebates, and vouchers implemented within the District



304,445

MTCO₂e estimated over reduction timeframe

Statewide Co-Benefits



improved air quality



reduced water use



enhanced ecosystems



employment & economic development



greater transit accessibility



dollar savings

Some projects are not located at a single address, and therefore could be attributable to multiple legislative districts. For projects that physically cross multiple legislative districts (e.g., transit projects), the entire project funding and other benefits are attributed to all relevant districts. For projects that report at the census tract level (e.g., vouchers, rebates, and household installations), the entire project funding and other benefits are attributed to a single district, determined by which district includes the majority of the census tract.



Cap and Trade
Dollars at Work

ASSEMBLY DISTRICT 57 SNAPSHOT

Cap-and-Trade Dollars at Work Across California

California Climate Investments is a statewide program that puts billions of Cap-and-Trade dollars to work reducing greenhouse gas emissions, strengthening the economy, and improving public health and the environment, particularly in disadvantaged communities.



For an interactive map of investments statewide, visit caclimateinvestments.ca.gov.



\$118.7 million

Cap-and-Trade dollars implemented within the District as of May 31, 2021



96%

of total funds invested within the District benefiting priority populations



4,729

projects, rebates, and vouchers implemented within the District



708,785

MTCO₂e estimated over reduction timeframe

Statewide Co-Benefits



improved
air quality



reduced
water use



enhanced
ecosystems



employment &
economic development



greater transit
accessibility



dollar
savings

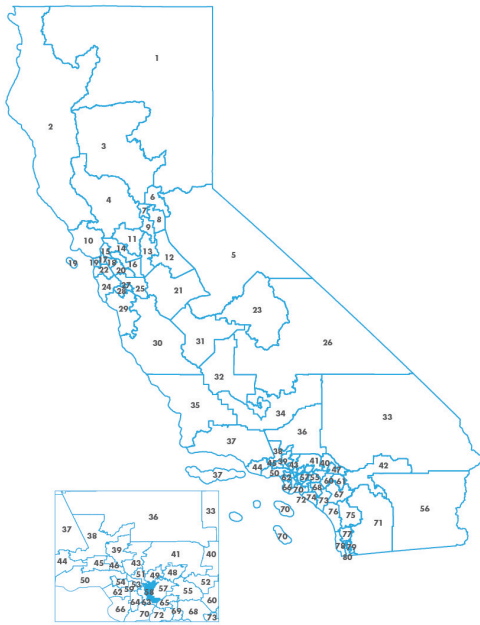
Some projects are not located at a single address, and therefore could be attributable to multiple legislative districts. For projects that physically cross multiple legislative districts (e.g., transit projects), the entire project funding and other benefits are attributed to all relevant districts. For projects that report at the census tract level (e.g., vouchers, rebates, and household installations), the entire project funding and other benefits are attributed to a single district, determined by which district includes the majority of the census tract.



ASSEMBLY DISTRICT 58 SNAPSHOT

Cap-and-Trade Dollars at Work Across California

California Climate Investments is a statewide program that puts billions of Cap-and-Trade dollars to work reducing greenhouse gas emissions, strengthening the economy, and improving public health and the environment, particularly in disadvantaged communities.



For an interactive map of investments statewide, visit caclimateinvestments.ca.gov.



\$115.4 million

Cap-and-Trade dollars implemented within the District as of May 31, 2021



96%

of total funds invested within the District benefiting priority populations



4,133

projects, rebates, and vouchers implemented within the District



685,964

MTCO₂e estimated over reduction timeframe

Statewide Co-Benefits



improved air quality



reduced water use



enhanced ecosystems



employment & economic development



greater transit accessibility



dollar savings

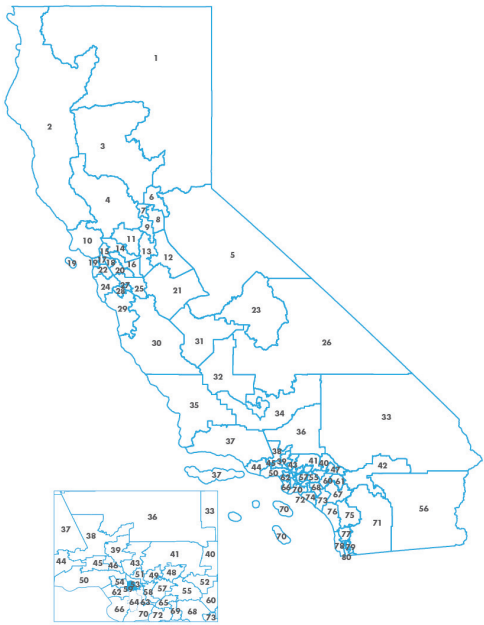
Some projects are not located at a single address, and therefore could be attributable to multiple legislative districts. For projects that physically cross multiple legislative districts (e.g., transit projects), the entire project funding and other benefits are attributed to all relevant districts. For projects that report at the census tract level (e.g., vouchers, rebates, and household installations), the entire project funding and other benefits are attributed to a single district, determined by which district includes the majority of the census tract.



ASSEMBLY DISTRICT 59 SNAPSHOT

Cap-and-Trade Dollars at Work Across California

California Climate Investments is a statewide program that puts billions of Cap-and-Trade dollars to work reducing greenhouse gas emissions, strengthening the economy, and improving public health and the environment, particularly in disadvantaged communities.



For an interactive map of investments statewide, visit caclimateinvestments.ca.gov.



\$140.7 million

Cap-and-Trade dollars implemented within the District as of May 31, 2021



98%

of total funds invested within the District benefiting priority populations



1,298

projects, rebates, and vouchers implemented within the District



476,162

MTCO₂e estimated over reduction timeframe

Statewide Co-Benefits



improved air quality



reduced water use



enhanced ecosystems



employment & economic development



greater transit accessibility



dollar savings

Some projects are not located at a single address, and therefore could be attributable to multiple legislative districts. For projects that physically cross multiple legislative districts (e.g., transit projects), the entire project funding and other benefits are attributed to all relevant districts. For projects that report at the census tract level (e.g., vouchers, rebates, and household installations), the entire project funding and other benefits are attributed to a single district, determined by which district includes the majority of the census tract.

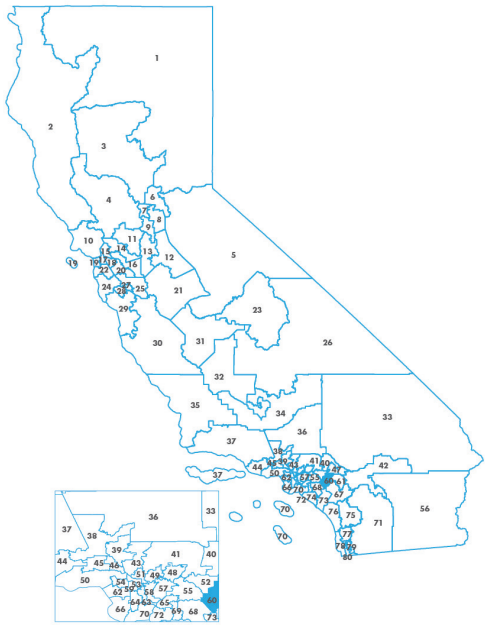


Cap and Trade
Dollars at Work

ASSEMBLY DISTRICT 60 SNAPSHOT

Cap-and-Trade Dollars at Work Across California

California Climate Investments is a statewide program that puts billions of Cap-and-Trade dollars to work reducing greenhouse gas emissions, strengthening the economy, and improving public health and the environment, particularly in disadvantaged communities.



For an interactive map of investments statewide, visit caclimateinvestments.ca.gov.



\$84.7 million

Cap-and-Trade dollars implemented within the District as of May 31, 2021



93%

of total funds invested within the District benefiting priority populations



4,787

projects, rebates, and vouchers implemented within the District



380,280

MTCO₂e estimated over reduction timeframe

Statewide Co-Benefits



improved
air quality



reduced
water use



enhanced
ecosystems



employment &
economic development



greater transit
accessibility



dollar
savings

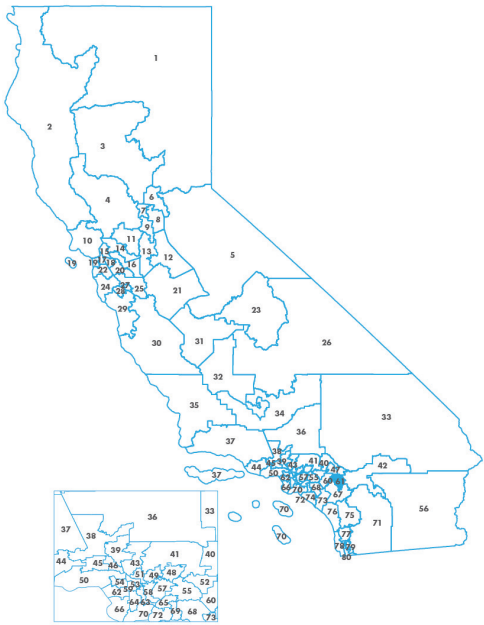
Some projects are not located at a single address, and therefore could be attributable to multiple legislative districts. For projects that physically cross multiple legislative districts (e.g., transit projects), the entire project funding and other benefits are attributed to all relevant districts. For projects that report at the census tract level (e.g., vouchers, rebates, and household installations), the entire project funding and other benefits are attributed to a single district, determined by which district includes the majority of the census tract.



ASSEMBLY DISTRICT 61 SNAPSHOT

Cap-and-Trade Dollars at Work Across California

California Climate Investments is a statewide program that puts billions of Cap-and-Trade dollars to work reducing greenhouse gas emissions, strengthening the economy, and improving public health and the environment, particularly in disadvantaged communities.



For an interactive map of investments statewide, visit caclimateinvestments.ca.gov.



\$170.1 million

Cap-and-Trade dollars implemented within the District as of May 31, 2021



87%

of total funds invested within the District benefiting priority populations



2,846

projects, rebates, and vouchers implemented within the District



1,017,367

MTCO₂e estimated over reduction timeframe

Statewide Co-Benefits



improved air quality



reduced water use



enhanced ecosystems



employment & economic development



greater transit accessibility



dollar savings

Some projects are not located at a single address, and therefore could be attributable to multiple legislative districts. For projects that physically cross multiple legislative districts (e.g., transit projects), the entire project funding and other benefits are attributed to all relevant districts. For projects that report at the census tract level (e.g., vouchers, rebates, and household installations), the entire project funding and other benefits are attributed to a single district, determined by which district includes the majority of the census tract.

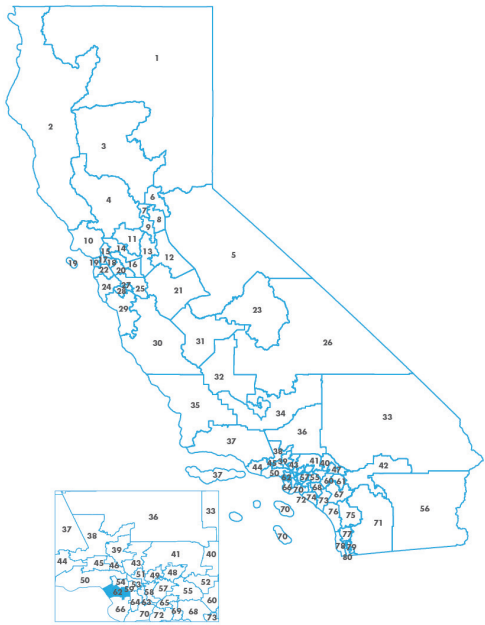


Cap and Trade
Dollars at Work

ASSEMBLY DISTRICT 62 SNAPSHOT

Cap-and-Trade Dollars at Work Across California

California Climate Investments is a statewide program that puts billions of Cap-and-Trade dollars to work reducing greenhouse gas emissions, strengthening the economy, and improving public health and the environment, particularly in disadvantaged communities.



For an interactive map of investments statewide, visit caclimateinvestments.ca.gov.



\$58.7 million

Cap-and-Trade dollars implemented within the District as of May 31, 2021



84%

of total funds invested within the District benefiting priority populations



5,210

projects, rebates, and vouchers implemented within the District



274,585

MTCO₂e estimated over reduction timeframe

Statewide Co-Benefits



improved
air quality



reduced
water use



enhanced
ecosystems



employment &
economic development



greater transit
accessibility



dollar
savings

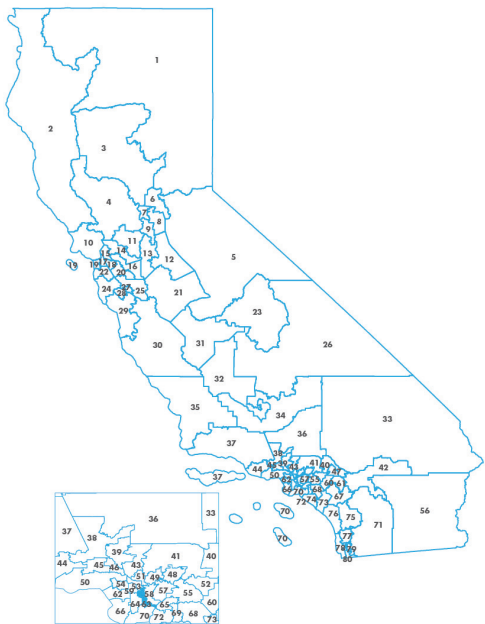
Some projects are not located at a single address, and therefore could be attributable to multiple legislative districts. For projects that physically cross multiple legislative districts (e.g., transit projects), the entire project funding and other benefits are attributed to all relevant districts. For projects that report at the census tract level (e.g., vouchers, rebates, and household installations), the entire project funding and other benefits are attributed to a single district, determined by which district includes the majority of the census tract.



ASSEMBLY DISTRICT 63 SNAPSHOT

Cap-and-Trade Dollars at Work Across California

California Climate Investments is a statewide program that puts billions of Cap-and-Trade dollars to work reducing greenhouse gas emissions, strengthening the economy, and improving public health and the environment, particularly in disadvantaged communities.



For an interactive map of investments statewide, visit caclimateinvestments.ca.gov.



\$87.4 million

Cap-and-Trade dollars implemented within the District as of May 31, 2021



98%

of total funds invested within the District benefiting priority populations



2,253

projects, rebates, and vouchers implemented within the District



455,700

MTCO₂e estimated over reduction timeframe

Statewide Co-Benefits



improved air quality



reduced water use



enhanced ecosystems



employment & economic development



greater transit accessibility



dollar savings

Some projects are not located at a single address, and therefore could be attributable to multiple legislative districts. For projects that physically cross multiple legislative districts (e.g., transit projects), the entire project funding and other benefits are attributed to all relevant districts. For projects that report at the census tract level (e.g., vouchers, rebates, and household installations), the entire project funding and other benefits are attributed to a single district, determined by which district includes the majority of the census tract.



ASSEMBLY DISTRICT 64 SNAPSHOT

Cap-and-Trade Dollars at Work Across California

California Climate Investments is a statewide program that puts billions of Cap-and-Trade dollars to work reducing greenhouse gas emissions, strengthening the economy, and improving public health and the environment, particularly in disadvantaged communities.



For an interactive map of investments statewide, visit caclimateinvestments.ca.gov.



\$256.2 million

Cap-and-Trade dollars implemented within the District as of May 31, 2021



100%

of total funds invested within the District benefiting priority populations



3,103

projects, rebates, and vouchers implemented within the District



590,936

MTCO₂e estimated over reduction timeframe

Statewide Co-Benefits



improved air quality



reduced water use



enhanced ecosystems



employment & economic development



greater transit accessibility



dollar savings

Some projects are not located at a single address, and therefore could be attributable to multiple legislative districts. For projects that physically cross multiple legislative districts (e.g., transit projects), the entire project funding and other benefits are attributed to all relevant districts. For projects that report at the census tract level (e.g., vouchers, rebates, and household installations), the entire project funding and other benefits are attributed to a single district, determined by which district includes the majority of the census tract.



Cap and Trade
Dollars at Work

ASSEMBLY DISTRICT 65 SNAPSHOT

Cap-and-Trade Dollars at Work Across California

California Climate Investments is a statewide program that puts billions of Cap-and-Trade dollars to work reducing greenhouse gas emissions, strengthening the economy, and improving public health and the environment, particularly in disadvantaged communities.



For an interactive map of investments statewide, visit caclimateinvestments.ca.gov.



\$93.8 million

Cap-and-Trade dollars implemented within the District as of May 31, 2021



92%

of total funds invested within the District benefiting priority populations



6,200

projects, rebates, and vouchers implemented within the District



399,854

MTCO₂e estimated over reduction timeframe

Statewide Co-Benefits



improved
air quality



reduced
water use



enhanced
ecosystems



employment &
economic development



greater transit
accessibility



dollar
savings

Some projects are not located at a single address, and therefore could be attributable to multiple legislative districts. For projects that physically cross multiple legislative districts (e.g., transit projects), the entire project funding and other benefits are attributed to all relevant districts. For projects that report at the census tract level (e.g., vouchers, rebates, and household installations), the entire project funding and other benefits are attributed to a single district, determined by which district includes the majority of the census tract.

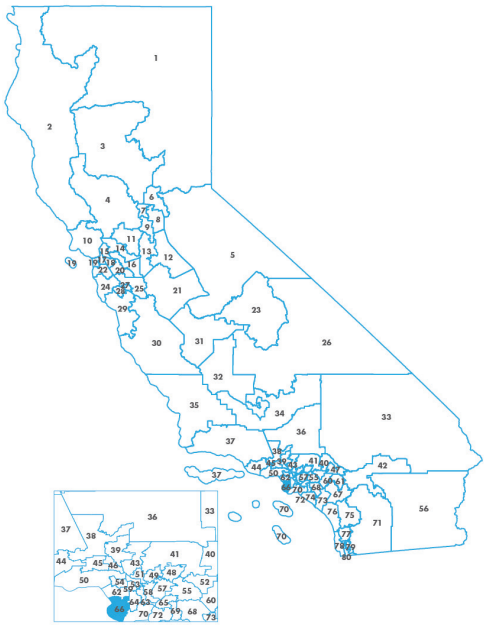


Cap and Trade
Dollars at Work

ASSEMBLY DISTRICT 66 SNAPSHOT

Cap-and-Trade Dollars at Work Across California

California Climate Investments is a statewide program that puts billions of Cap-and-Trade dollars to work reducing greenhouse gas emissions, strengthening the economy, and improving public health and the environment, particularly in disadvantaged communities.



For an interactive map of investments statewide, visit caclimateinvestments.ca.gov.



\$83.4 million

Cap-and-Trade dollars implemented within the District as of May 31, 2021



76%

of total funds invested within the District benefiting priority populations



9,270

projects, rebates, and vouchers implemented within the District



360,213

MTCO₂e estimated over reduction timeframe

Statewide Co-Benefits



improved
air quality



reduced
water use



enhanced
ecosystems



employment &
economic development



greater transit
accessibility



dollar
savings

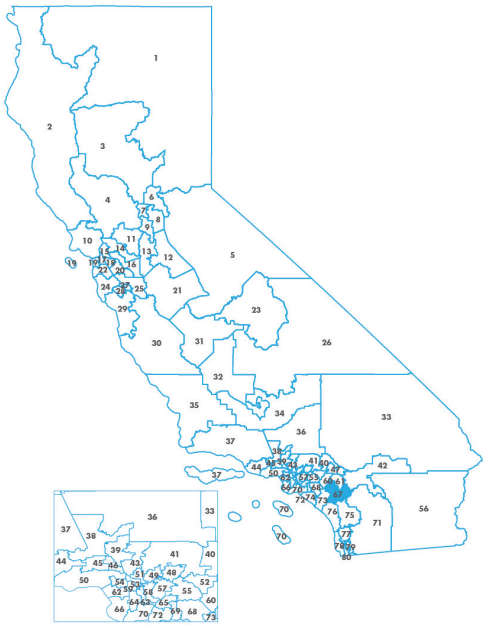
Some projects are not located at a single address, and therefore could be attributable to multiple legislative districts. For projects that physically cross multiple legislative districts (e.g., transit projects), the entire project funding and other benefits are attributed to all relevant districts. For projects that report at the census tract level (e.g., vouchers, rebates, and household installations), the entire project funding and other benefits are attributed to a single district, determined by which district includes the majority of the census tract.



ASSEMBLY DISTRICT 67 SNAPSHOT

Cap-and-Trade Dollars at Work Across California

California Climate Investments is a statewide program that puts billions of Cap-and-Trade dollars to work reducing greenhouse gas emissions, strengthening the economy, and improving public health and the environment, particularly in disadvantaged communities.



For an interactive map of investments statewide, visit caclimateinvestments.ca.gov.



\$63.8 million

Cap-and-Trade dollars implemented within the District as of May 31, 2021



82%

of total funds invested within the District benefiting priority populations



13,867

projects, rebates, and vouchers implemented within the District



73,352

MTCO₂e estimated over reduction timeframe

Statewide Co-Benefits



improved air quality



reduced water use



enhanced ecosystems



employment & economic development



greater transit accessibility



dollar savings

Some projects are not located at a single address, and therefore could be attributable to multiple legislative districts. For projects that physically cross multiple legislative districts (e.g., transit projects), the entire project funding and other benefits are attributed to all relevant districts. For projects that report at the census tract level (e.g., vouchers, rebates, and household installations), the entire project funding and other benefits are attributed to a single district, determined by which district includes the majority of the census tract.



ASSEMBLY DISTRICT 68 SNAPSHOT

Cap-and-Trade Dollars at Work Across California

California Climate Investments is a statewide program that puts billions of Cap-and-Trade dollars to work reducing greenhouse gas emissions, strengthening the economy, and improving public health and the environment, particularly in disadvantaged communities.



For an interactive map of investments statewide, visit caclimateinvestments.ca.gov.



\$121.0 million

Cap-and-Trade dollars implemented within the District as of May 31, 2021



75%

of total funds invested within the District benefiting priority populations



14,009

projects, rebates, and vouchers implemented within the District



522,828

MTCO₂e estimated over reduction timeframe

Statewide Co-Benefits



improved air quality



reduced water use



enhanced ecosystems



employment & economic development



greater transit accessibility



dollar savings

Some projects are not located at a single address, and therefore could be attributable to multiple legislative districts. For projects that physically cross multiple legislative districts (e.g., transit projects), the entire project funding and other benefits are attributed to all relevant districts. For projects that report at the census tract level (e.g., vouchers, rebates, and household installations), the entire project funding and other benefits are attributed to a single district, determined by which district includes the majority of the census tract.



Cap and Trade
Dollars at Work

ASSEMBLY DISTRICT 69 SNAPSHOT

Cap-and-Trade Dollars at Work Across California

California Climate Investments is a statewide program that puts billions of Cap-and-Trade dollars to work reducing greenhouse gas emissions, strengthening the economy, and improving public health and the environment, particularly in disadvantaged communities.



For an interactive map of investments statewide, visit caclimateinvestments.ca.gov.



\$179.5 million

Cap-and-Trade dollars implemented within the District as of May 31, 2021



95%

of total funds invested within the District benefiting priority populations



2,933

projects, rebates, and vouchers implemented within the District



587,675

MTCO₂e estimated over reduction timeframe

Statewide Co-Benefits



improved
air quality



reduced
water use



enhanced
ecosystems



employment &
economic development



greater transit
accessibility



dollar
savings

Some projects are not located at a single address, and therefore could be attributable to multiple legislative districts. For projects that physically cross multiple legislative districts (e.g., transit projects), the entire project funding and other benefits are attributed to all relevant districts. For projects that report at the census tract level (e.g., vouchers, rebates, and household installations), the entire project funding and other benefits are attributed to a single district, determined by which district includes the majority of the census tract.

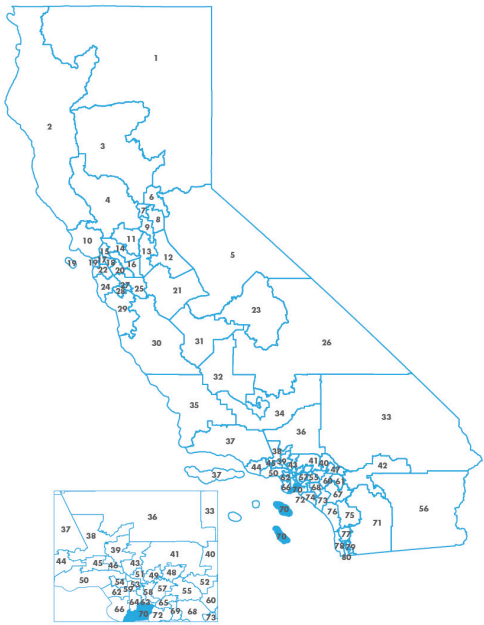


Cap and Trade
Dollars at Work

ASSEMBLY DISTRICT 70 SNAPSHOT

Cap-and-Trade Dollars at Work Across California

California Climate Investments is a statewide program that puts billions of Cap-and-Trade dollars to work reducing greenhouse gas emissions, strengthening the economy, and improving public health and the environment, particularly in disadvantaged communities.



For an interactive map of investments statewide, visit caclimateinvestments.ca.gov.



\$282.6 million

Cap-and-Trade dollars implemented within the District as of May 31, 2021



97%

of total funds invested within the District benefiting priority populations



5,143

projects, rebates, and vouchers implemented within the District



411,498

MTCO₂e estimated over reduction timeframe

Statewide Co-Benefits



improved
air quality



reduced
water use



enhanced
ecosystems



employment &
economic development



greater transit
accessibility



dollar
savings

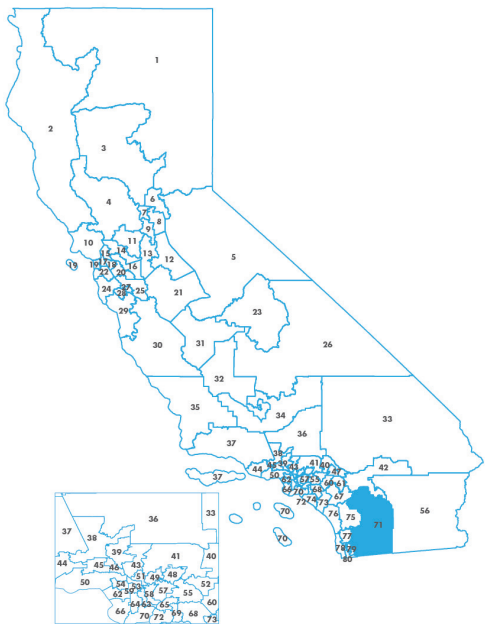
Some projects are not located at a single address, and therefore could be attributable to multiple legislative districts. For projects that physically cross multiple legislative districts (e.g., transit projects), the entire project funding and other benefits are attributed to all relevant districts. For projects that report at the census tract level (e.g., vouchers, rebates, and household installations), the entire project funding and other benefits are attributed to a single district, determined by which district includes the majority of the census tract.



ASSEMBLY DISTRICT 71 SNAPSHOT

Cap-and-Trade Dollars at Work Across California

California Climate Investments is a statewide program that puts billions of Cap-and-Trade dollars to work reducing greenhouse gas emissions, strengthening the economy, and improving public health and the environment, particularly in disadvantaged communities.



For an interactive map of investments statewide, visit caclimateinvestments.ca.gov.



\$88.0 million

Cap-and-Trade dollars implemented within the District as of May 31, 2021



84%

of total funds invested within the District benefiting priority populations



2,800

projects, rebates, and vouchers implemented within the District



139,421

MTCO₂e estimated over reduction timeframe

Statewide Co-Benefits



improved air quality



reduced water use



enhanced ecosystems



employment & economic development



greater transit accessibility



dollar savings

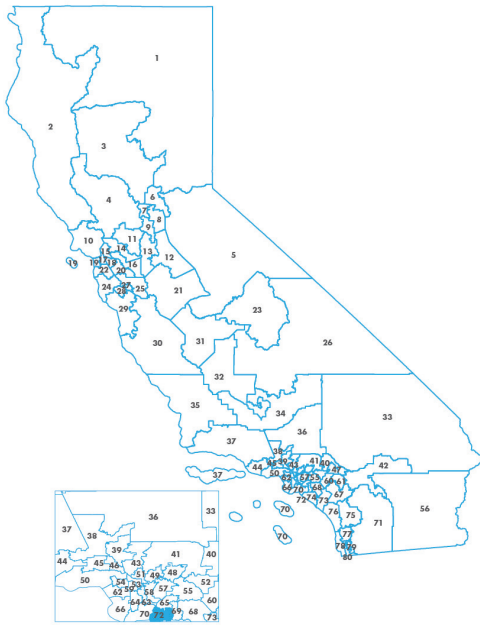
Some projects are not located at a single address, and therefore could be attributable to multiple legislative districts. For projects that physically cross multiple legislative districts (e.g., transit projects), the entire project funding and other benefits are attributed to all relevant districts. For projects that report at the census tract level (e.g., vouchers, rebates, and household installations), the entire project funding and other benefits are attributed to a single district, determined by which district includes the majority of the census tract.



ASSEMBLY DISTRICT 72 SNAPSHOT

Cap-and-Trade Dollars at Work Across California

California Climate Investments is a statewide program that puts billions of Cap-and-Trade dollars to work reducing greenhouse gas emissions, strengthening the economy, and improving public health and the environment, particularly in disadvantaged communities.



For an interactive map of investments statewide, visit caclimateinvestments.ca.gov.



\$43.6 million

Cap-and-Trade dollars implemented within the District as of May 31, 2021



80%

of total funds invested within the District benefiting priority populations



6,724

projects, rebates, and vouchers implemented within the District



160,966

MTCO₂e estimated over reduction timeframe

Statewide Co-Benefits



improved air quality



reduced water use



enhanced ecosystems



employment & economic development



greater transit accessibility



dollar savings

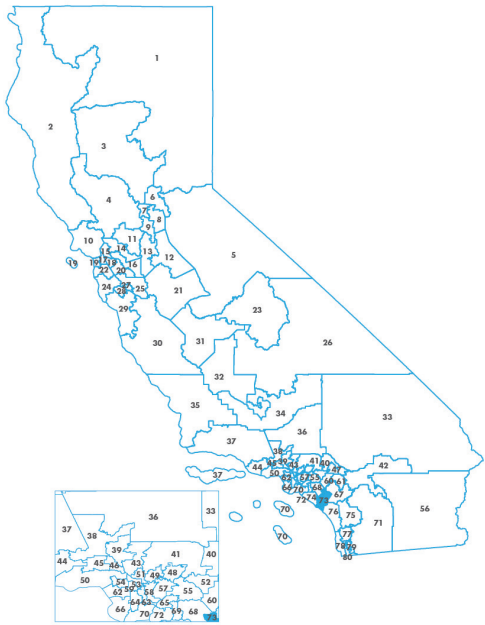
Some projects are not located at a single address, and therefore could be attributable to multiple legislative districts. For projects that physically cross multiple legislative districts (e.g., transit projects), the entire project funding and other benefits are attributed to all relevant districts. For projects that report at the census tract level (e.g., vouchers, rebates, and household installations), the entire project funding and other benefits are attributed to a single district, determined by which district includes the majority of the census tract.



ASSEMBLY DISTRICT 73 SNAPSHOT

Cap-and-Trade Dollars at Work Across California

California Climate Investments is a statewide program that puts billions of Cap-and-Trade dollars to work reducing greenhouse gas emissions, strengthening the economy, and improving public health and the environment, particularly in disadvantaged communities.



For an interactive map of investments statewide, visit caclimateinvestments.ca.gov.



\$88.2 million

Cap-and-Trade dollars implemented within the District as of May 31, 2021



73%

of total funds invested within the District benefiting priority populations



10,448

projects, rebates, and vouchers implemented within the District



474,190

MTCO₂e estimated over reduction timeframe

Statewide Co-Benefits



improved air quality



reduced water use



enhanced ecosystems



employment & economic development



greater transit accessibility



dollar savings

Some projects are not located at a single address, and therefore could be attributable to multiple legislative districts. For projects that physically cross multiple legislative districts (e.g., transit projects), the entire project funding and other benefits are attributed to all relevant districts. For projects that report at the census tract level (e.g., vouchers, rebates, and household installations), the entire project funding and other benefits are attributed to a single district, determined by which district includes the majority of the census tract.

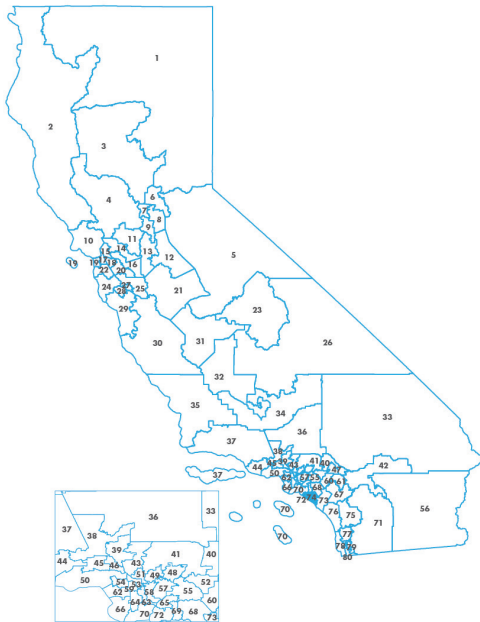


Cap and Trade
Dollars at Work

ASSEMBLY DISTRICT 74 SNAPSHOT

Cap-and-Trade Dollars at Work Across California

California Climate Investments is a statewide program that puts billions of Cap-and-Trade dollars to work reducing greenhouse gas emissions, strengthening the economy, and improving public health and the environment, particularly in disadvantaged communities.



For an interactive map of investments statewide, visit caclimateinvestments.ca.gov.



\$92.1 million

Cap-and-Trade dollars implemented within the District as of May 31, 2021



65%

of total funds invested within the District benefiting priority populations



11,688

projects, rebates, and vouchers implemented within the District



479,384

MTCO₂e estimated over reduction timeframe

Statewide Co-Benefits



improved
air quality



reduced
water use



enhanced
ecosystems



employment &
economic development



greater transit
accessibility



dollar
savings

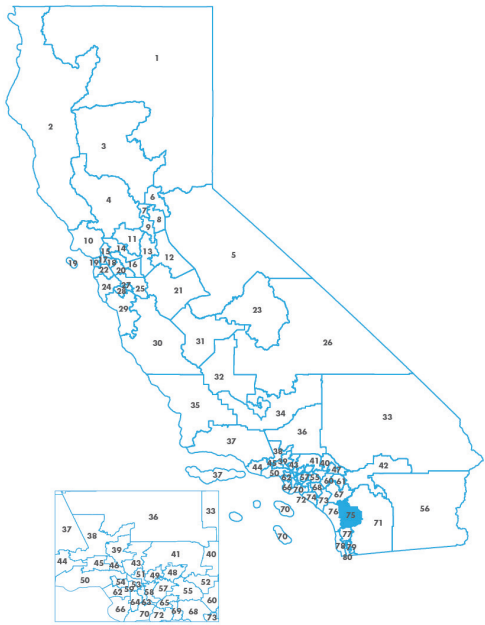
Some projects are not located at a single address, and therefore could be attributable to multiple legislative districts. For projects that physically cross multiple legislative districts (e.g., transit projects), the entire project funding and other benefits are attributed to all relevant districts. For projects that report at the census tract level (e.g., vouchers, rebates, and household installations), the entire project funding and other benefits are attributed to a single district, determined by which district includes the majority of the census tract.



ASSEMBLY DISTRICT 75 SNAPSHOT

Cap-and-Trade Dollars at Work Across California

California Climate Investments is a statewide program that puts billions of Cap-and-Trade dollars to work reducing greenhouse gas emissions, strengthening the economy, and improving public health and the environment, particularly in disadvantaged communities.



For an interactive map of investments statewide, visit caclimateinvestments.ca.gov.



\$47.2 million

Cap-and-Trade dollars implemented within the District as of May 31, 2021



73%

of total funds invested within the District benefiting priority populations



5,004

projects, rebates, and vouchers implemented within the District



274,274

MTCO₂e estimated over reduction timeframe

Statewide Co-Benefits



improved air quality



reduced water use



enhanced ecosystems



employment & economic development



greater transit accessibility



dollar savings

Some projects are not located at a single address, and therefore could be attributable to multiple legislative districts. For projects that physically cross multiple legislative districts (e.g., transit projects), the entire project funding and other benefits are attributed to all relevant districts. For projects that report at the census tract level (e.g., vouchers, rebates, and household installations), the entire project funding and other benefits are attributed to a single district, determined by which district includes the majority of the census tract.



Cap and Trade
Dollars at Work

ASSEMBLY DISTRICT 76 SNAPSHOT

Cap-and-Trade Dollars at Work Across California

California Climate Investments is a statewide program that puts billions of Cap-and-Trade dollars to work reducing greenhouse gas emissions, strengthening the economy, and improving public health and the environment, particularly in disadvantaged communities.



For an interactive map of investments statewide, visit caclimateinvestments.ca.gov.



\$73.4 million

Cap-and-Trade dollars implemented within the District as of May 31, 2021



83%

of total funds invested within the District benefiting priority populations



5,679

projects, rebates, and vouchers implemented within the District



384,826

MTCO₂e estimated over reduction timeframe

Statewide Co-Benefits



improved
air quality



reduced
water use



enhanced
ecosystems



employment &
economic development



greater transit
accessibility



dollar
savings

Some projects are not located at a single address, and therefore could be attributable to multiple legislative districts. For projects that physically cross multiple legislative districts (e.g., transit projects), the entire project funding and other benefits are attributed to all relevant districts. For projects that report at the census tract level (e.g., vouchers, rebates, and household installations), the entire project funding and other benefits are attributed to a single district, determined by which district includes the majority of the census tract.

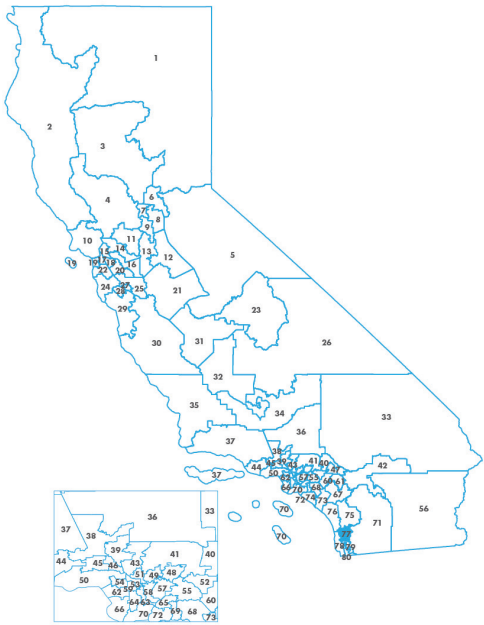


Cap and Trade
Dollars at Work

ASSEMBLY DISTRICT 77 SNAPSHOT

Cap-and-Trade Dollars at Work Across California

California Climate Investments is a statewide program that puts billions of Cap-and-Trade dollars to work reducing greenhouse gas emissions, strengthening the economy, and improving public health and the environment, particularly in disadvantaged communities.



For an interactive map of investments statewide, visit caclimateinvestments.ca.gov.



\$41.7 million

Cap-and-Trade dollars implemented within the District as of May 31, 2021



37%

of total funds invested within the District benefiting priority populations



10,040

projects, rebates, and vouchers implemented within the District



214,429

MTCO₂e estimated over reduction timeframe

Statewide Co-Benefits



improved
air quality



reduced
water use



enhanced
ecosystems



employment &
economic development



greater transit
accessibility



dollar
savings

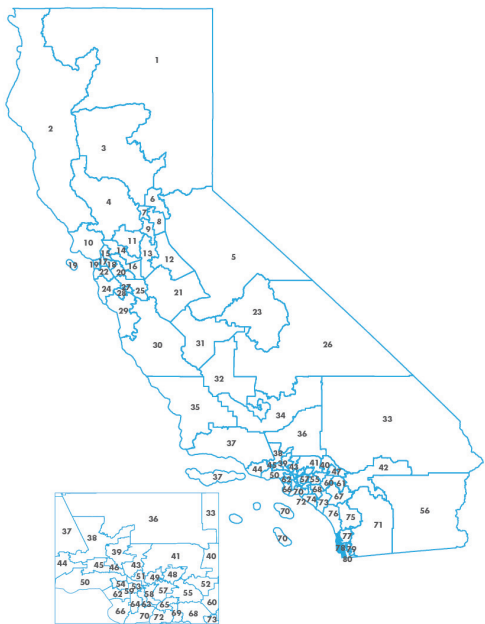
Some projects are not located at a single address, and therefore could be attributable to multiple legislative districts. For projects that physically cross multiple legislative districts (e.g., transit projects), the entire project funding and other benefits are attributed to all relevant districts. For projects that report at the census tract level (e.g., vouchers, rebates, and household installations), the entire project funding and other benefits are attributed to a single district, determined by which district includes the majority of the census tract.



ASSEMBLY DISTRICT 78 SNAPSHOT

Cap-and-Trade Dollars at Work Across California

California Climate Investments is a statewide program that puts billions of Cap-and-Trade dollars to work reducing greenhouse gas emissions, strengthening the economy, and improving public health and the environment, particularly in disadvantaged communities.



For an interactive map of investments statewide, visit caclimateinvestments.ca.gov.



\$125.8 million

Cap-and-Trade dollars implemented within the District as of May 31, 2021



67%

of total funds invested within the District benefiting priority populations



6,119

projects, rebates, and vouchers implemented within the District



489,823

MTCO₂e estimated over reduction timeframe

Statewide Co-Benefits



improved air quality



reduced water use



enhanced ecosystems



employment & economic development



greater transit accessibility



dollar savings

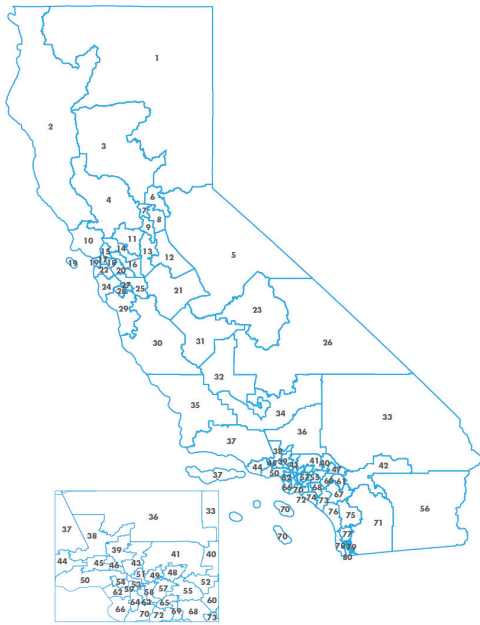
Some projects are not located at a single address, and therefore could be attributable to multiple legislative districts. For projects that physically cross multiple legislative districts (e.g., transit projects), the entire project funding and other benefits are attributed to all relevant districts. For projects that report at the census tract level (e.g., vouchers, rebates, and household installations), the entire project funding and other benefits are attributed to a single district, determined by which district includes the majority of the census tract.



ASSEMBLY DISTRICT 79 SNAPSHOT

Cap-and-Trade Dollars at Work Across California

California Climate Investments is a statewide program that puts billions of Cap-and-Trade dollars to work reducing greenhouse gas emissions, strengthening the economy, and improving public health and the environment, particularly in disadvantaged communities.



For an interactive map of investments statewide, visit caclimateinvestments.ca.gov.



\$82.7 million

Cap-and-Trade dollars implemented within the District as of May 31, 2021



90%

of total funds invested within the District benefiting priority populations



3,434

projects, rebates, and vouchers implemented within the District



256,898

MTCO₂e estimated over reduction timeframe

Statewide Co-Benefits



improved air quality



reduced water use



enhanced ecosystems



employment & economic development



greater transit accessibility



dollar savings

Some projects are not located at a single address, and therefore could be attributable to multiple legislative districts. For projects that physically cross multiple legislative districts (e.g., transit projects), the entire project funding and other benefits are attributed to all relevant districts. For projects that report at the census tract level (e.g., vouchers, rebates, and household installations), the entire project funding and other benefits are attributed to a single district, determined by which district includes the majority of the census tract.

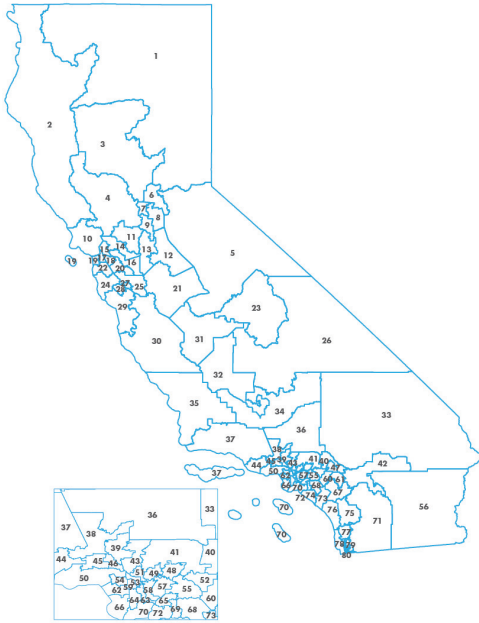


Cap and Trade
Dollars at Work

ASSEMBLY DISTRICT 80 SNAPSHOT

Cap-and-Trade Dollars at Work Across California

California Climate Investments is a statewide program that puts billions of Cap-and-Trade dollars to work reducing greenhouse gas emissions, strengthening the economy, and improving public health and the environment, particularly in disadvantaged communities.



For an interactive map of investments statewide, visit caclimateinvestments.ca.gov.



\$128.7 million

Cap-and-Trade dollars implemented within the District through November 30, 2020



97%

of total funds invested within the District benefiting priority populations



2,414

projects, rebates, and vouchers implemented within the District



226,766

MTCO₂e estimated over reduction timeframe

Statewide Co-Benefits



improved
air quality



reduced
water use



enhanced
ecosystems



employment &
economic development



greater transit
accessibility



dollar
savings

Some projects are not located at a single address, and therefore could be attributable to multiple legislative districts. For projects that physically cross multiple legislative districts (e.g., transit projects), the entire project funding and other benefits are attributed to all relevant districts. For projects that report at the census tract level (e.g., vouchers, rebates, and household installations), the entire project funding and other benefits are attributed to a single district, determined by which district includes the majority of the census tract.