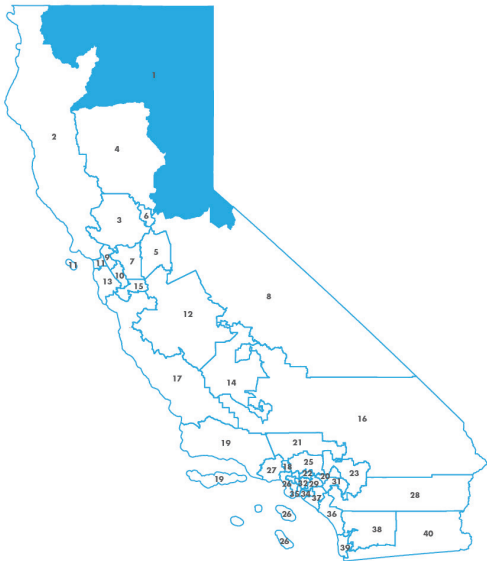




SENATE DISTRICT 1 SNAPSHOT

Cap-and-Trade Dollars at Work Across California

California Climate Investments is a statewide program that puts billions of Cap-and-Trade dollars to work reducing greenhouse gas emissions, strengthening the economy, and improving public health and the environment, particularly in disadvantaged communities.



For an interactive map of investments statewide, visit caclimateinvestments.ca.gov.



\$407.2 million

Cap-and-Trade dollars implemented within the District through November 30, 2020



41%

of total funds invested within the District benefiting priority populations



6,423

projects, rebates, and vouchers implemented within the District



11,236,851

MTCO₂e estimated over reduction timeframe

Statewide Co-Benefits



improved air quality



reduced water use



enhanced ecosystems



employment & economic development



greater transit accessibility



dollar savings

Some projects are not located at a single address, and therefore could be attributable to multiple legislative districts. For projects that physically cross multiple legislative districts (e.g., transit projects), the entire project funding and other benefits are attributed to all relevant districts. For projects that report at the census tract level (e.g., vouchers, rebates, and household installations), the entire project funding and other benefits are attributed to a single district, determined by which district includes the majority of the census tract.



SENATE DISTRICT 2 SNAPSHOT

Cap-and-Trade Dollars at Work Across California

California Climate Investments is a statewide program that puts billions of Cap-and-Trade dollars to work reducing greenhouse gas emissions, strengthening the economy, and improving public health and the environment, particularly in disadvantaged communities.



For an interactive map of investments statewide, visit caclimateinvestments.ca.gov.



\$231.3 million

Cap-and-Trade dollars implemented within the District as of May 31, 2021



56%

of total funds invested within the District benefiting priority populations



12,860

projects, rebates, and vouchers implemented within the District



2,911,248

MTCO₂e estimated over reduction timeframe

Statewide Co-Benefits



improved air quality



reduced water use



enhanced ecosystems



employment & economic development



greater transit accessibility



dollar savings

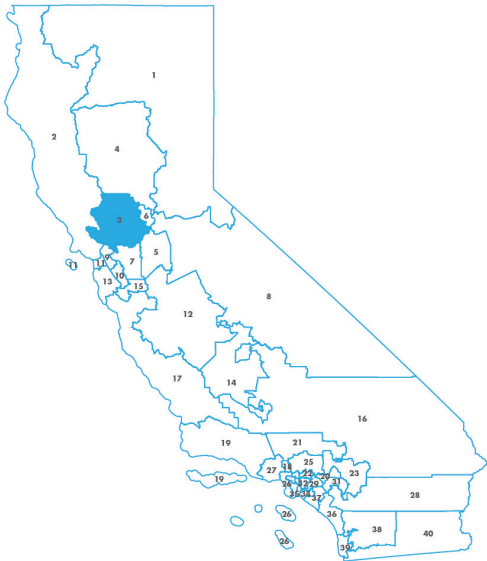
Some projects are not located at a single address, and therefore could be attributable to multiple legislative districts. For projects that physically cross multiple legislative districts (e.g., transit projects), the entire project funding and other benefits are attributed to all relevant districts. For projects that report at the census tract level (e.g., vouchers, rebates, and household installations), the entire project funding and other benefits are attributed to a single district, determined by which district includes the majority of the census tract.



SENATE DISTRICT 3 SNAPSHOT

Cap-and-Trade Dollars at Work Across California

California Climate Investments is a statewide program that puts billions of Cap-and-Trade dollars to work reducing greenhouse gas emissions, strengthening the economy, and improving public health and the environment, particularly in disadvantaged communities.



For an interactive map of investments statewide, visit caclimateinvestments.ca.gov.



\$201.0 million

Cap-and-Trade dollars implemented within the District as of May 31, 2021



46%

of total funds invested within the District benefiting priority populations



8,548

projects, rebates, and vouchers implemented within the District



2,592,378

MTCO₂e estimated over reduction timeframe

Statewide Co-Benefits



improved air quality



reduced water use



enhanced ecosystems



employment & economic development



greater transit accessibility



dollar savings

Some projects are not located at a single address, and therefore could be attributable to multiple legislative districts. For projects that physically cross multiple legislative districts (e.g., transit projects), the entire project funding and other benefits are attributed to all relevant districts. For projects that report at the census tract level (e.g., vouchers, rebates, and household installations), the entire project funding and other benefits are attributed to a single district, determined by which district includes the majority of the census tract.



SENATE DISTRICT 4 SNAPSHOT

Cap-and-Trade Dollars at Work Across California

California Climate Investments is a statewide program that puts billions of Cap-and-Trade dollars to work reducing greenhouse gas emissions, strengthening the economy, and improving public health and the environment, particularly in disadvantaged communities.



For an interactive map of investments statewide, visit caclimateinvestments.ca.gov.



\$171.3 million

Cap-and-Trade dollars implemented within the District as of May 31, 2021



50%

of total funds invested within the District benefiting priority populations



5,178

projects, rebates, and vouchers implemented within the District



987,146

MTCO₂e estimated over reduction timeframe

Statewide Co-Benefits



improved air quality



reduced water use



enhanced ecosystems



employment & economic development



greater transit accessibility



dollar savings

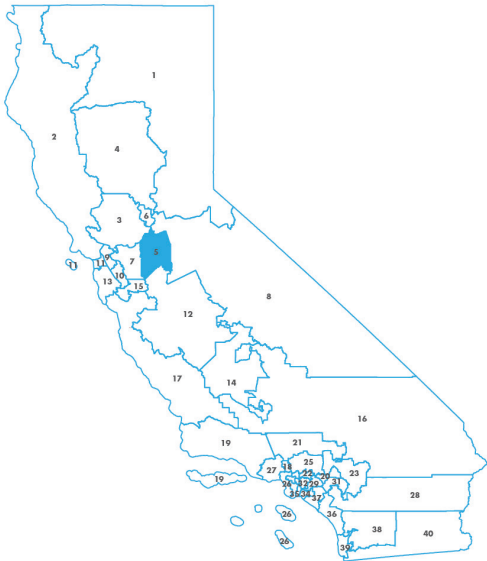
Some projects are not located at a single address, and therefore could be attributable to multiple legislative districts. For projects that physically cross multiple legislative districts (e.g., transit projects), the entire project funding and other benefits are attributed to all relevant districts. For projects that report at the census tract level (e.g., vouchers, rebates, and household installations), the entire project funding and other benefits are attributed to a single district, determined by which district includes the majority of the census tract.



SENATE DISTRICT 5 SNAPSHOT

Cap-and-Trade Dollars at Work Across California

California Climate Investments is a statewide program that puts billions of Cap-and-Trade dollars to work reducing greenhouse gas emissions, strengthening the economy, and improving public health and the environment, particularly in disadvantaged communities.



For an interactive map of investments statewide, visit caclimateinvestments.ca.gov.



\$293.7 million

Cap-and-Trade dollars implemented within the District as of May 31, 2021



86%

of total funds invested within the District benefiting priority populations



8,061

projects, rebates, and vouchers implemented within the District



1,272,496

MTCO₂e estimated over reduction timeframe

Statewide Co-Benefits



improved air quality



reduced water use



enhanced ecosystems



employment & economic development



greater transit accessibility



dollar savings

Some projects are not located at a single address, and therefore could be attributable to multiple legislative districts. For projects that physically cross multiple legislative districts (e.g., transit projects), the entire project funding and other benefits are attributed to all relevant districts. For projects that report at the census tract level (e.g., vouchers, rebates, and household installations), the entire project funding and other benefits are attributed to a single district, determined by which district includes the majority of the census tract.



SENATE DISTRICT 6 SNAPSHOT

Cap-and-Trade Dollars at Work Across California

California Climate Investments is a statewide program that puts billions of Cap-and-Trade dollars to work reducing greenhouse gas emissions, strengthening the economy, and improving public health and the environment, particularly in disadvantaged communities.



For an interactive map of investments statewide, visit caclimateinvestments.ca.gov.



\$319.2 million

Cap-and-Trade dollars implemented within the District as of May 31, 2021



81%

of total funds invested within the District benefiting priority populations



16,141

projects, rebates, and vouchers implemented within the District



666,585

MTCO₂e estimated over reduction timeframe

Statewide Co-Benefits



improved air quality



reduced water use



enhanced ecosystems



employment & economic development



greater transit accessibility



dollar savings

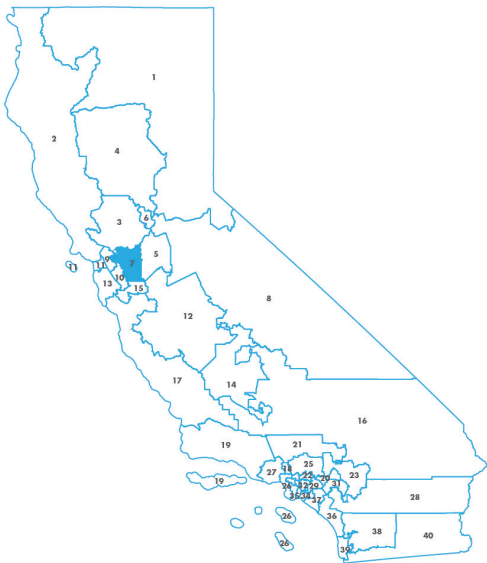
Some projects are not located at a single address, and therefore could be attributable to multiple legislative districts. For projects that physically cross multiple legislative districts (e.g., transit projects), the entire project funding and other benefits are attributed to all relevant districts. For projects that report at the census tract level (e.g., vouchers, rebates, and household installations), the entire project funding and other benefits are attributed to a single district, determined by which district includes the majority of the census tract.



SENATE DISTRICT 7 SNAPSHOT

Cap-and-Trade Dollars at Work Across California

California Climate Investments is a statewide program that puts billions of Cap-and-Trade dollars to work reducing greenhouse gas emissions, strengthening the economy, and improving public health and the environment, particularly in disadvantaged communities.



For an interactive map of investments statewide, visit caclimateinvestments.ca.gov.



\$129.9 million

Cap-and-Trade dollars implemented within the District as of May 31, 2021



47%

of total funds invested within the District benefiting priority populations



17,978

projects, rebates, and vouchers implemented within the District



662,393

MTCO₂e estimated over reduction timeframe

Statewide Co-Benefits



improved air quality



reduced water use



enhanced ecosystems



employment & economic development



greater transit accessibility



dollar savings

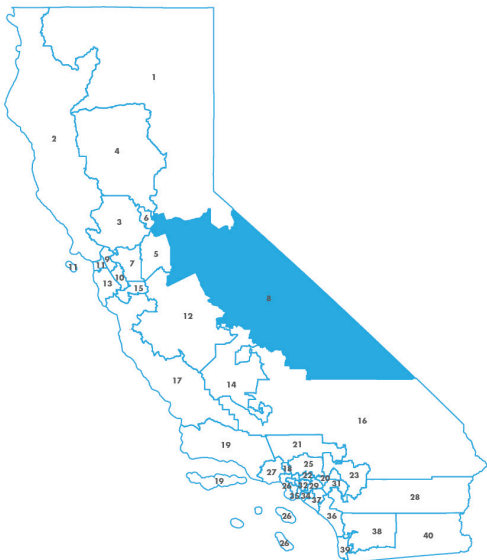
Some projects are not located at a single address, and therefore could be attributable to multiple legislative districts. For projects that physically cross multiple legislative districts (e.g., transit projects), the entire project funding and other benefits are attributed to all relevant districts. For projects that report at the census tract level (e.g., vouchers, rebates, and household installations), the entire project funding and other benefits are attributed to a single district, determined by which district includes the majority of the census tract.



SENATE DISTRICT 8 SNAPSHOT

Cap-and-Trade Dollars at Work Across California

California Climate Investments is a statewide program that puts billions of Cap-and-Trade dollars to work reducing greenhouse gas emissions, strengthening the economy, and improving public health and the environment, particularly in disadvantaged communities.



\$378.3 million

Cap-and-Trade dollars implemented within the District as of May 31, 2021



55%

of total funds invested within the District benefiting priority populations



11,937

projects, rebates, and vouchers implemented within the District



4,682,181

MTCO_{2e} estimated over reduction timeframe



\$2.34 billion for High-Speed Rail.

For an interactive map of investments statewide, visit caclimateinvestments.ca.gov.

Statewide Co-Benefits



improved air quality



reduced water use



enhanced ecosystems



employment & economic development



greater transit accessibility



dollar savings

Some projects are not located at a single address, and therefore could be attributable to multiple legislative districts. For projects that physically cross multiple legislative districts (e.g., transit projects), the entire project funding and other benefits are attributed to all relevant districts. For projects that report at the census tract level (e.g., vouchers, rebates, and household installations), the entire project funding and other benefits are attributed to a single district, determined by which district includes the majority of the census tract.



SENATE DISTRICT 9 SNAPSHOT

Cap-and-Trade Dollars at Work Across California

California Climate Investments is a statewide program that puts billions of Cap-and-Trade dollars to work reducing greenhouse gas emissions, strengthening the economy, and improving public health and the environment, particularly in disadvantaged communities.



For an interactive map of investments statewide, visit caclimateinvestments.ca.gov.



\$502.3 million

Cap-and-Trade dollars implemented within the District as of May 31, 2021



89%

of total funds invested within the District benefiting priority populations



16,643

projects, rebates, and vouchers implemented within the District



2,485,334

MTCO₂e estimated over reduction timeframe

Statewide Co-Benefits



improved air quality



reduced water use



enhanced ecosystems



employment & economic development



greater transit accessibility



dollar savings

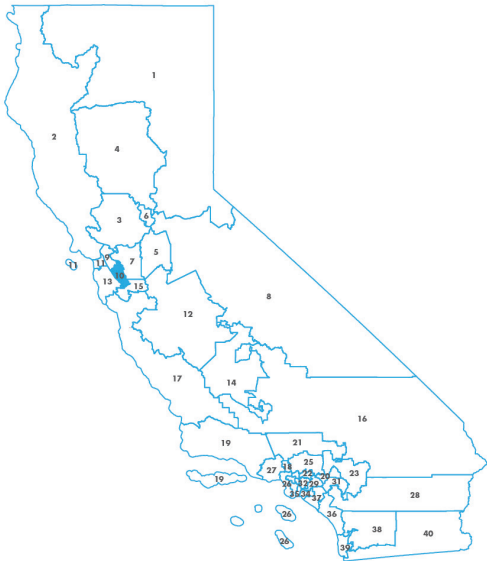
Some projects are not located at a single address, and therefore could be attributable to multiple legislative districts. For projects that physically cross multiple legislative districts (e.g., transit projects), the entire project funding and other benefits are attributed to all relevant districts. For projects that report at the census tract level (e.g., vouchers, rebates, and household installations), the entire project funding and other benefits are attributed to a single district, determined by which district includes the majority of the census tract.



SENATE DISTRICT 10 SNAPSHOT

Cap-and-Trade Dollars at Work Across California

California Climate Investments is a statewide program that puts billions of Cap-and-Trade dollars to work reducing greenhouse gas emissions, strengthening the economy, and improving public health and the environment, particularly in disadvantaged communities.



\$169.7 million

Cap-and-Trade dollars implemented within the District as of May 31, 2021



64%

of total funds invested within the District benefiting priority populations



29,212

projects, rebates, and vouchers implemented within the District



3,828,142

MTCO_{2e} estimated over reduction timeframe

For an interactive map of investments statewide, visit caclimateinvestments.ca.gov.



High-Speed Rail

High-Speed Rail is also using Cap-and-Trade dollars to electrify Caltrain from San Francisco to San Jose (SD 10, SD 11, SD 13, and SD 15).

Statewide Co-Benefits



improved air quality



reduced water use



enhanced ecosystems



employment & economic development



greater transit accessibility



dollar savings

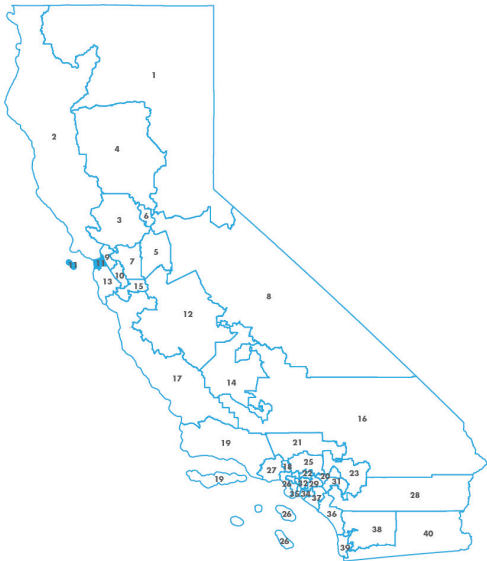
Some projects are not located at a single address, and therefore could be attributable to multiple legislative districts. For projects that physically cross multiple legislative districts (e.g., transit projects), the entire project funding and other benefits are attributed to all relevant districts. For projects that report at the census tract level (e.g., vouchers, rebates, and household installations), the entire project funding and other benefits are attributed to a single district, determined by which district includes the majority of the census tract.



SENATE DISTRICT 11 SNAPSHOT

Cap-and-Trade Dollars at Work Across California

California Climate Investments is a statewide program that puts billions of Cap-and-Trade dollars to work reducing greenhouse gas emissions, strengthening the economy, and improving public health and the environment, particularly in disadvantaged communities.



\$378.0 million

Cap-and-Trade dollars implemented within the District as of May 31, 2021



82%

of total funds invested within the District benefiting priority populations



11,990

projects, rebates, and vouchers implemented within the District



4,509,171

MTCO_{2e} estimated over reduction timeframe



High-Speed Rail

High-Speed Rail is also using Cap-and-Trade dollars to electrify Caltrain from San Francisco to San Jose (SD 10, SD 11, SD 13, and SD 15).

For an interactive map of investments statewide, visit caclimateinvestments.ca.gov.

Statewide Co-Benefits



improved air quality



reduced water use



enhanced ecosystems



employment & economic development



greater transit accessibility



dollar savings

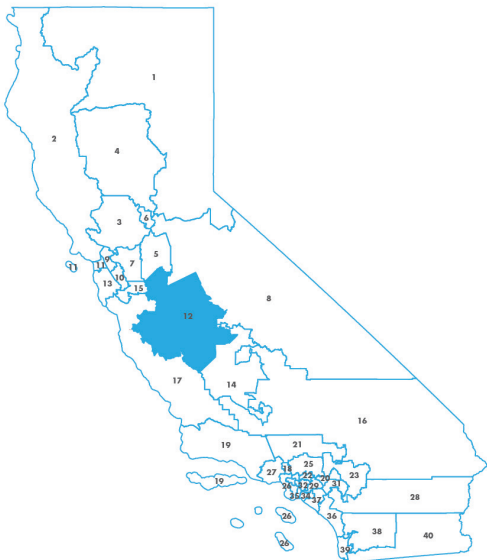
Some projects are not located at a single address, and therefore could be attributable to multiple legislative districts. For projects that physically cross multiple legislative districts (e.g., transit projects), the entire project funding and other benefits are attributed to all relevant districts. For projects that report at the census tract level (e.g., vouchers, rebates, and household installations), the entire project funding and other benefits are attributed to a single district, determined by which district includes the majority of the census tract.



SENATE DISTRICT 12 SNAPSHOT

Cap-and-Trade Dollars at Work Across California

California Climate Investments is a statewide program that puts billions of Cap-and-Trade dollars to work reducing greenhouse gas emissions, strengthening the economy, and improving public health and the environment, particularly in disadvantaged communities.



\$444.6 million

Cap-and-Trade dollars implemented within the District as of May 31, 2021



81%

of total funds invested within the District benefiting priority populations



35,157

projects, rebates, and vouchers implemented within the District



7,819,638

MTCO_{2e} estimated over reduction timeframe



\$2.34 billion for High-Speed Rail.

For an interactive map of investments statewide, visit caclimateinvestments.ca.gov.

Statewide Co-Benefits



improved air quality



reduced water use



enhanced ecosystems



employment & economic development



greater transit accessibility



dollar savings

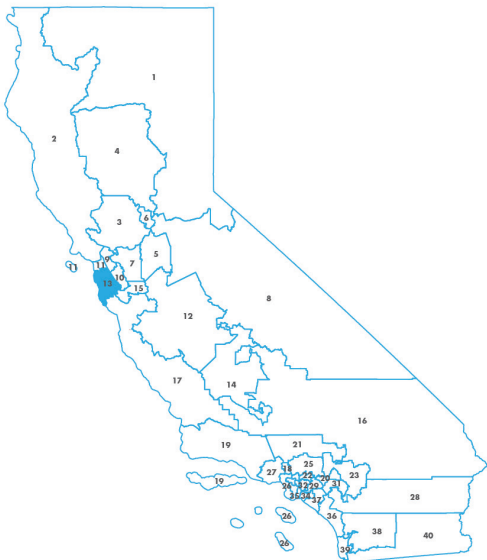
Some projects are not located at a single address, and therefore could be attributable to multiple legislative districts. For projects that physically cross multiple legislative districts (e.g., transit projects), the entire project funding and other benefits are attributed to all relevant districts. For projects that report at the census tract level (e.g., vouchers, rebates, and household installations), the entire project funding and other benefits are attributed to a single district, determined by which district includes the majority of the census tract.



SENATE DISTRICT 13 SNAPSHOT

Cap-and-Trade Dollars at Work Across California

California Climate Investments is a statewide program that puts billions of Cap-and-Trade dollars to work reducing greenhouse gas emissions, strengthening the economy, and improving public health and the environment, particularly in disadvantaged communities.



For an interactive map of investments statewide, visit caclimateinvestments.ca.gov.



\$202.0 million

Cap-and-Trade dollars implemented within the District as of May 31, 2021



67%

of total funds invested within the District benefiting priority populations



23,477

projects, rebates, and vouchers implemented within the District



2,787,307

MTCO_{2e} estimated over reduction timeframe



High-Speed Rail

High-Speed Rail is also using Cap-and-Trade dollars to electrify Caltrain from San Francisco to San Jose (SD 10, SD 11, SD 13, and SD 15) and for grade separation in San Mateo.

Statewide Co-Benefits



improved air quality



reduced water use



enhanced ecosystems



employment & economic development



greater transit accessibility



dollar savings

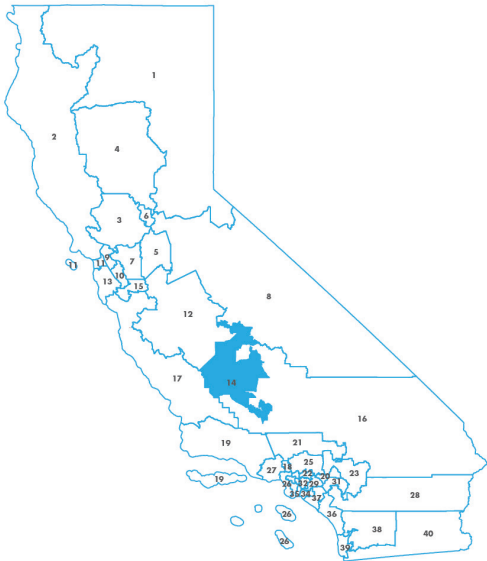
Some projects are not located at a single address, and therefore could be attributable to multiple legislative districts. For projects that physically cross multiple legislative districts (e.g., transit projects), the entire project funding and other benefits are attributed to all relevant districts. For projects that report at the census tract level (e.g., vouchers, rebates, and household installations), the entire project funding and other benefits are attributed to a single district, determined by which district includes the majority of the census tract.



SENATE DISTRICT 14 SNAPSHOT

Cap-and-Trade Dollars at Work Across California

California Climate Investments is a statewide program that puts billions of Cap-and-Trade dollars to work reducing greenhouse gas emissions, strengthening the economy, and improving public health and the environment, particularly in disadvantaged communities.



\$536.3 million

Cap-and-Trade dollars implemented within the District as of May 31, 2021



86%

of total funds invested within the District benefiting priority populations



13,304

projects, rebates, and vouchers implemented within the District



13,811,356

MTCO_{2e} estimated over reduction timeframe

For an interactive map of investments statewide, visit caclimateinvestments.ca.gov.



\$2.34 billion for High-Speed Rail.

Statewide Co-Benefits



improved air quality



reduced water use



enhanced ecosystems



employment & economic development



greater transit accessibility



dollar savings

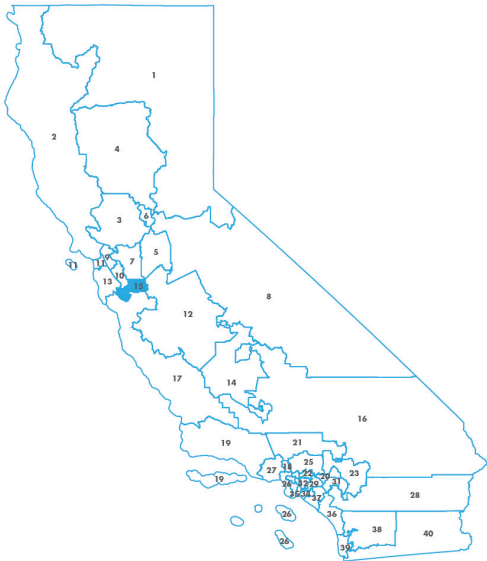
Some projects are not located at a single address, and therefore could be attributable to multiple legislative districts. For projects that physically cross multiple legislative districts (e.g., transit projects), the entire project funding and other benefits are attributed to all relevant districts. For projects that report at the census tract level (e.g., vouchers, rebates, and household installations), the entire project funding and other benefits are attributed to a single district, determined by which district includes the majority of the census tract.



SENATE DISTRICT 15 SNAPSHOT

Cap-and-Trade Dollars at Work Across California

California Climate Investments is a statewide program that puts billions of Cap-and-Trade dollars to work reducing greenhouse gas emissions, strengthening the economy, and improving public health and the environment, particularly in disadvantaged communities.



\$197.2 million

Cap-and-Trade dollars implemented within the District as of May 31, 2021



63%

of total funds invested within the District benefiting priority populations



31,218

projects, rebates, and vouchers implemented within the District



3,559,554

MTCO_{2e} estimated over reduction timeframe



High-Speed Rail

High-Speed Rail is also using Cap-and-Trade dollars to electrify Caltrain from San Francisco to San Jose (SD 10, SD 11, SD 13, and SD 15).

For an interactive map of investments statewide, visit caclimateinvestments.ca.gov.

Statewide Co-Benefits



improved air quality



reduced water use



enhanced ecosystems



employment & economic development



greater transit accessibility



dollar savings

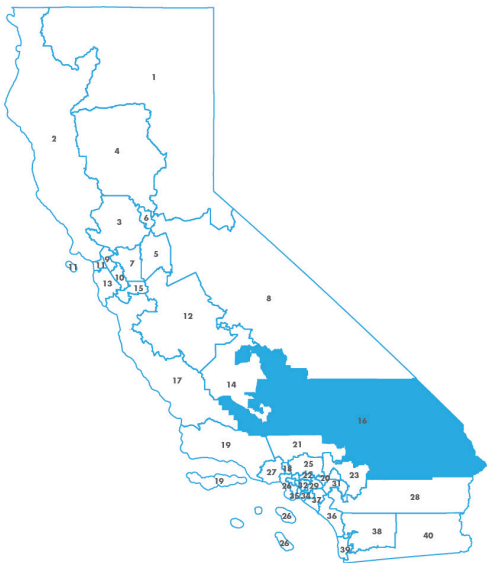
Some projects are not located at a single address, and therefore could be attributable to multiple legislative districts. For projects that physically cross multiple legislative districts (e.g., transit projects), the entire project funding and other benefits are attributed to all relevant districts. For projects that report at the census tract level (e.g., vouchers, rebates, and household installations), the entire project funding and other benefits are attributed to a single district, determined by which district includes the majority of the census tract.



SENATE DISTRICT 16 SNAPSHOT

Cap-and-Trade Dollars at Work Across California

California Climate Investments is a statewide program that puts billions of Cap-and-Trade dollars to work reducing greenhouse gas emissions, strengthening the economy, and improving public health and the environment, particularly in disadvantaged communities.



For an interactive map of investments statewide, visit caclimateinvestments.ca.gov.



\$183.6 million

Cap-and-Trade dollars implemented within the District as of May 31, 2021



80%

of total funds invested within the District benefiting priority populations



8,590

projects, rebates, and vouchers implemented within the District



3,625,107

MTCO₂e estimated over reduction timeframe

Statewide Co-Benefits



improved air quality



reduced water use



enhanced ecosystems



employment & economic development



greater transit accessibility



dollar savings

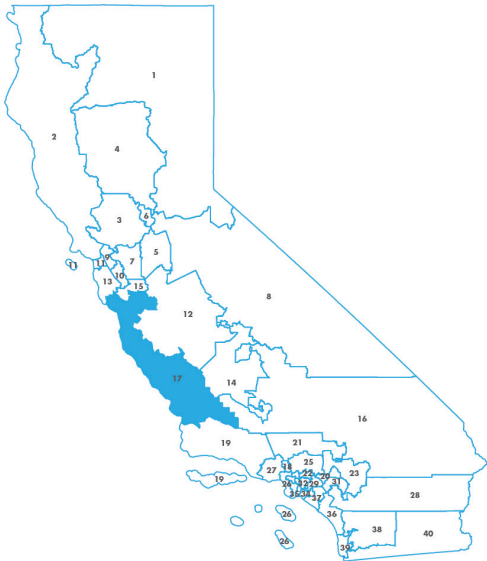
Some projects are not located at a single address, and therefore could be attributable to multiple legislative districts. For projects that physically cross multiple legislative districts (e.g., transit projects), the entire project funding and other benefits are attributed to all relevant districts. For projects that report at the census tract level (e.g., vouchers, rebates, and household installations), the entire project funding and other benefits are attributed to a single district, determined by which district includes the majority of the census tract.



SENATE DISTRICT 17 SNAPSHOT

Cap-and-Trade Dollars at Work Across California

California Climate Investments is a statewide program that puts billions of Cap-and-Trade dollars to work reducing greenhouse gas emissions, strengthening the economy, and improving public health and the environment, particularly in disadvantaged communities.



For an interactive map of investments statewide, visit caclimateinvestments.ca.gov.



\$172.5 million

Cap-and-Trade dollars implemented within the District as of May 31, 2021



50%

of total funds invested within the District benefiting priority populations



15,508

projects, rebates, and vouchers implemented within the District



2,969,796

MTCO₂e estimated over reduction timeframe

Statewide Co-Benefits



improved air quality



reduced water use



enhanced ecosystems



employment & economic development



greater transit accessibility



dollar savings

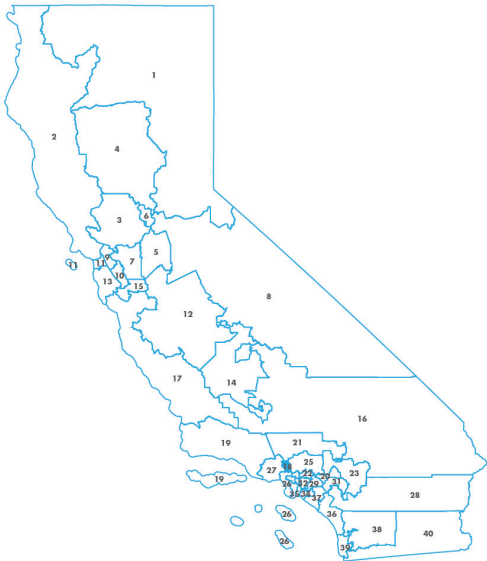
Some projects are not located at a single address, and therefore could be attributable to multiple legislative districts. For projects that physically cross multiple legislative districts (e.g., transit projects), the entire project funding and other benefits are attributed to all relevant districts. For projects that report at the census tract level (e.g., vouchers, rebates, and household installations), the entire project funding and other benefits are attributed to a single district, determined by which district includes the majority of the census tract.



SENATE DISTRICT 18 SNAPSHOT

Cap-and-Trade Dollars at Work Across California

California Climate Investments is a statewide program that puts billions of Cap-and-Trade dollars to work reducing greenhouse gas emissions, strengthening the economy, and improving public health and the environment, particularly in disadvantaged communities.



For an interactive map of investments statewide, visit caclimateinvestments.ca.gov.



\$177.4 million

Cap-and-Trade dollars implemented within the District as of May 31, 2021



95%

of total funds invested within the District benefiting priority populations



9,429

projects, rebates, and vouchers implemented within the District



1,027,383

MTCO₂e estimated over reduction timeframe

Statewide Co-Benefits



improved air quality



reduced water use



enhanced ecosystems



employment & economic development



greater transit accessibility



dollar savings

Some projects are not located at a single address, and therefore could be attributable to multiple legislative districts. For projects that physically cross multiple legislative districts (e.g., transit projects), the entire project funding and other benefits are attributed to all relevant districts. For projects that report at the census tract level (e.g., vouchers, rebates, and household installations), the entire project funding and other benefits are attributed to a single district, determined by which district includes the majority of the census tract.



SENATE DISTRICT 19 SNAPSHOT

Cap-and-Trade Dollars at Work Across California

California Climate Investments is a statewide program that puts billions of Cap-and-Trade dollars to work reducing greenhouse gas emissions, strengthening the economy, and improving public health and the environment, particularly in disadvantaged communities.



For an interactive map of investments statewide, visit caclimateinvestments.ca.gov.



\$141.4 million

Cap-and-Trade dollars implemented within the District as of May 31, 2021



76%

of total funds invested within the District benefiting priority populations



6,414

projects, rebates, and vouchers implemented within the District



540,856

MTCO₂e estimated over reduction timeframe

Statewide Co-Benefits



improved air quality



reduced water use



enhanced ecosystems



employment & economic development



greater transit accessibility



dollar savings

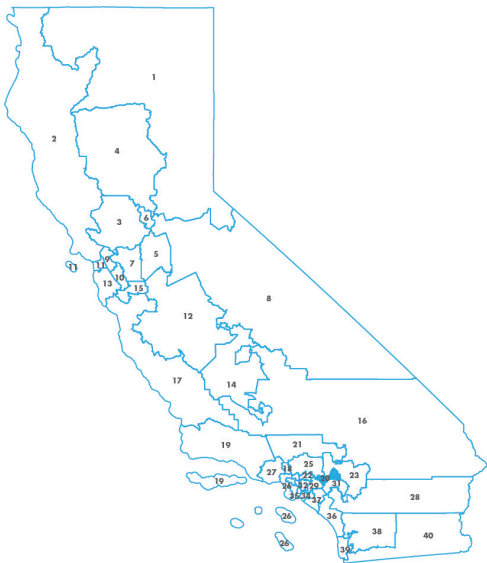
Some projects are not located at a single address, and therefore could be attributable to multiple legislative districts. For projects that physically cross multiple legislative districts (e.g., transit projects), the entire project funding and other benefits are attributed to all relevant districts. For projects that report at the census tract level (e.g., vouchers, rebates, and household installations), the entire project funding and other benefits are attributed to a single district, determined by which district includes the majority of the census tract.



SENATE DISTRICT 20 SNAPSHOT

Cap-and-Trade Dollars at Work Across California

California Climate Investments is a statewide program that puts billions of Cap-and-Trade dollars to work reducing greenhouse gas emissions, strengthening the economy, and improving public health and the environment, particularly in disadvantaged communities.



For an interactive map of investments statewide, visit caclimateinvestments.ca.gov.



\$318.7 million

Cap-and-Trade dollars implemented within the District as of May 31, 2021



94%

of total funds invested within the District benefiting priority populations



7,789

projects, rebates, and vouchers implemented within the District



1,202,833

MTCO₂e estimated over reduction timeframe

Statewide Co-Benefits



improved air quality



reduced water use



enhanced ecosystems



employment & economic development



greater transit accessibility



dollar savings

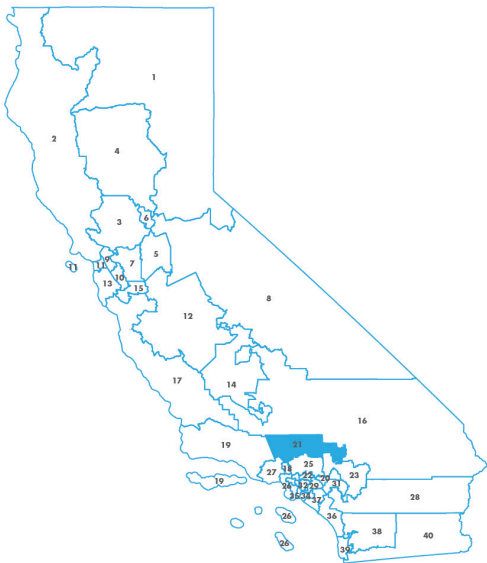
Some projects are not located at a single address, and therefore could be attributable to multiple legislative districts. For projects that physically cross multiple legislative districts (e.g., transit projects), the entire project funding and other benefits are attributed to all relevant districts. For projects that report at the census tract level (e.g., vouchers, rebates, and household installations), the entire project funding and other benefits are attributed to a single district, determined by which district includes the majority of the census tract.



SENATE DISTRICT 21 SNAPSHOT

Cap-and-Trade Dollars at Work Across California

California Climate Investments is a statewide program that puts billions of Cap-and-Trade dollars to work reducing greenhouse gas emissions, strengthening the economy, and improving public health and the environment, particularly in disadvantaged communities.



For an interactive map of investments statewide, visit caclimateinvestments.ca.gov.



\$158.0 million

Cap-and-Trade dollars implemented within the District as of May 31, 2021



87%

of total funds invested within the District benefiting priority populations



6,005

projects, rebates, and vouchers implemented within the District



1,213,257

MTCO₂e estimated over reduction timeframe

Statewide Co-Benefits



improved air quality



reduced water use



enhanced ecosystems



employment & economic development



greater transit accessibility



dollar savings

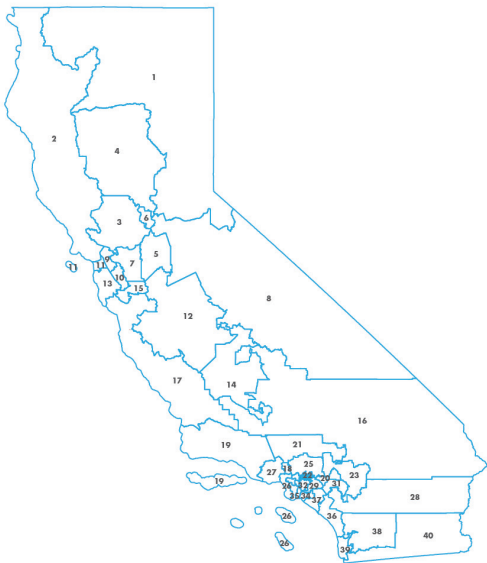
Some projects are not located at a single address, and therefore could be attributable to multiple legislative districts. For projects that physically cross multiple legislative districts (e.g., transit projects), the entire project funding and other benefits are attributed to all relevant districts. For projects that report at the census tract level (e.g., vouchers, rebates, and household installations), the entire project funding and other benefits are attributed to a single district, determined by which district includes the majority of the census tract.



SENATE DISTRICT 22 SNAPSHOT

Cap-and-Trade Dollars at Work Across California

California Climate Investments is a statewide program that puts billions of Cap-and-Trade dollars to work reducing greenhouse gas emissions, strengthening the economy, and improving public health and the environment, particularly in disadvantaged communities.



For an interactive map of investments statewide, visit caclimateinvestments.ca.gov.



\$221.7 million

Cap-and-Trade dollars implemented within the District as of May 31, 2021



95%

of total funds invested within the District benefiting priority populations



15,385

projects, rebates, and vouchers implemented within the District



761,412

MTCO₂e estimated over reduction timeframe

Statewide Co-Benefits



improved air quality



reduced water use



enhanced ecosystems



employment & economic development



greater transit accessibility



dollar savings

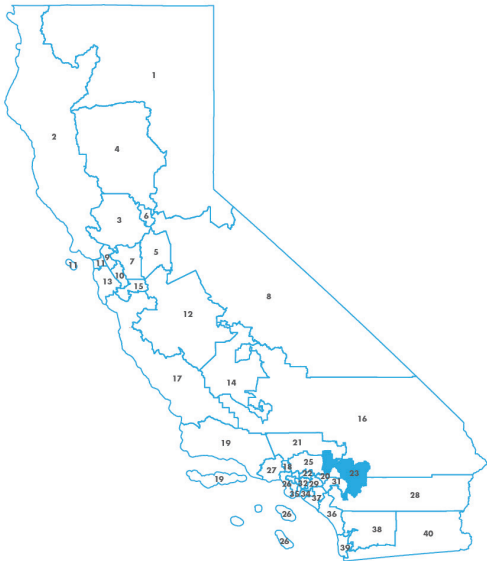
Some projects are not located at a single address, and therefore could be attributable to multiple legislative districts. For projects that physically cross multiple legislative districts (e.g., transit projects), the entire project funding and other benefits are attributed to all relevant districts. For projects that report at the census tract level (e.g., vouchers, rebates, and household installations), the entire project funding and other benefits are attributed to a single district, determined by which district includes the majority of the census tract.



SENATE DISTRICT 23 SNAPSHOT

Cap-and-Trade Dollars at Work Across California

California Climate Investments is a statewide program that puts billions of Cap-and-Trade dollars to work reducing greenhouse gas emissions, strengthening the economy, and improving public health and the environment, particularly in disadvantaged communities.



For an interactive map of investments statewide, visit caclimateinvestments.ca.gov.



\$144.5 million

Cap-and-Trade dollars implemented within the District through November 30, 2020



89%

of total funds invested within the District benefiting priority populations



11,296

projects, rebates, and vouchers implemented within the District



553,911

MTCO₂e estimated over reduction timeframe

Statewide Co-Benefits



improved
air quality



reduced
water use



enhanced
ecosystems



employment &
economic development



greater transit
accessibility



dollar
savings

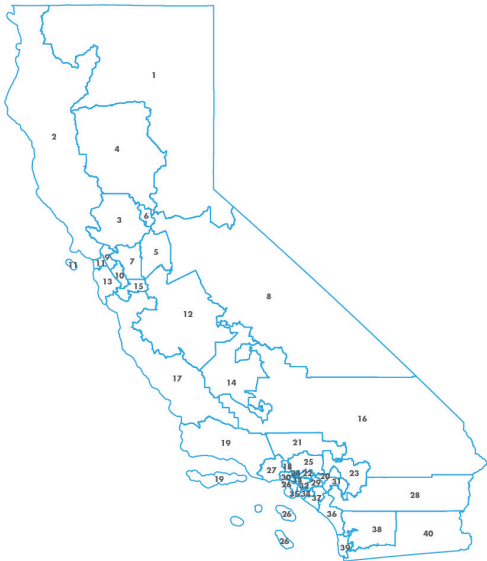
Some projects are not located at a single address, and therefore could be attributable to multiple legislative districts. For projects that physically cross multiple legislative districts (e.g., transit projects), the entire project funding and other benefits are attributed to all relevant districts. For projects that report at the census tract level (e.g., vouchers, rebates, and household installations), the entire project funding and other benefits are attributed to a single district, determined by which district includes the majority of the census tract.



SENATE DISTRICT 24 SNAPSHOT

Cap-and-Trade Dollars at Work Across California

California Climate Investments is a statewide program that puts billions of Cap-and-Trade dollars to work reducing greenhouse gas emissions, strengthening the economy, and improving public health and the environment, particularly in disadvantaged communities.



For an interactive map of investments statewide, visit caclimateinvestments.ca.gov.



\$286.2 million

Cap-and-Trade dollars implemented within the District as of May 31, 2021



91%

of total funds invested within the District benefiting priority populations



8,266

projects, rebates, and vouchers implemented within the District



1,244,235

MTCO₂e estimated over reduction timeframe

Statewide Co-Benefits



improved air quality



reduced water use



enhanced ecosystems



employment & economic development



greater transit accessibility



dollar savings

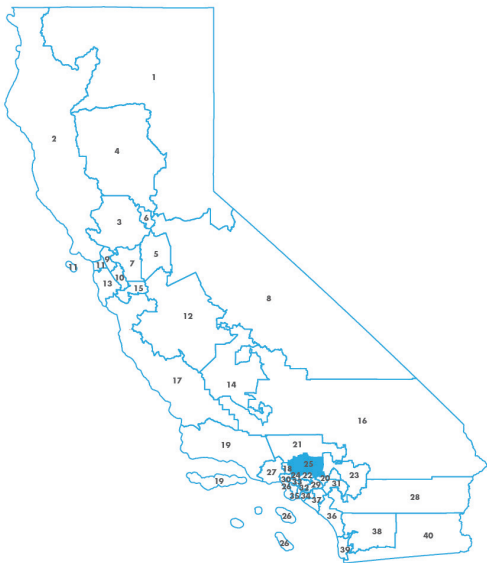
Some projects are not located at a single address, and therefore could be attributable to multiple legislative districts. For projects that physically cross multiple legislative districts (e.g., transit projects), the entire project funding and other benefits are attributed to all relevant districts. For projects that report at the census tract level (e.g., vouchers, rebates, and household installations), the entire project funding and other benefits are attributed to a single district, determined by which district includes the majority of the census tract.



SENATE DISTRICT 25 SNAPSHOT

Cap-and-Trade Dollars at Work Across California

California Climate Investments is a statewide program that puts billions of Cap-and-Trade dollars to work reducing greenhouse gas emissions, strengthening the economy, and improving public health and the environment, particularly in disadvantaged communities.



For an interactive map of investments statewide, visit caclimateinvestments.ca.gov.



\$208.7 million

Cap-and-Trade dollars implemented within the District as of May 31, 2021



85%

of total funds invested within the District benefiting priority populations



16,265

projects, rebates, and vouchers implemented within the District



1,080,937

MTCO₂e estimated over reduction timeframe

Statewide Co-Benefits



improved air quality



reduced water use



enhanced ecosystems



employment & economic development



greater transit accessibility



dollar savings

Some projects are not located at a single address, and therefore could be attributable to multiple legislative districts. For projects that physically cross multiple legislative districts (e.g., transit projects), the entire project funding and other benefits are attributed to all relevant districts. For projects that report at the census tract level (e.g., vouchers, rebates, and household installations), the entire project funding and other benefits are attributed to a single district, determined by which district includes the majority of the census tract.

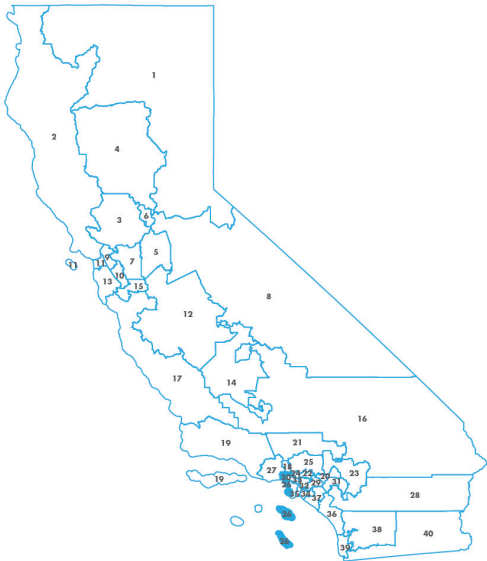


Cap and Trade
Dollars at Work

SENATE DISTRICT 26 SNAPSHOT

Cap-and-Trade Dollars at Work Across California

California Climate Investments is a statewide program that puts billions of Cap-and-Trade dollars to work reducing greenhouse gas emissions, strengthening the economy, and improving public health and the environment, particularly in disadvantaged communities.



For an interactive map of investments statewide, visit caclimateinvestments.ca.gov.



\$192.3 million

Cap-and-Trade dollars implemented within the District as of May 31, 2021



73%

of total funds invested within the District benefiting priority populations



21,083

projects, rebates, and vouchers implemented within the District



1,002,154

MTCO₂e estimated over reduction timeframe

Statewide Co-Benefits



improved
air quality



reduced
water use



enhanced
ecosystems



employment &
economic development



greater transit
accessibility



dollar
savings

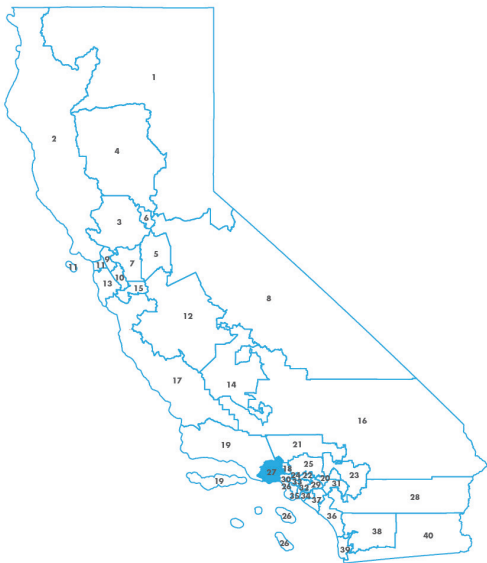
Some projects are not located at a single address, and therefore could be attributable to multiple legislative districts. For projects that physically cross multiple legislative districts (e.g., transit projects), the entire project funding and other benefits are attributed to all relevant districts. For projects that report at the census tract level (e.g., vouchers, rebates, and household installations), the entire project funding and other benefits are attributed to a single district, determined by which district includes the majority of the census tract.



SENATE DISTRICT 27 SNAPSHOT

Cap-and-Trade Dollars at Work Across California

California Climate Investments is a statewide program that puts billions of Cap-and-Trade dollars to work reducing greenhouse gas emissions, strengthening the economy, and improving public health and the environment, particularly in disadvantaged communities.



For an interactive map of investments statewide, visit caclimateinvestments.ca.gov.



\$151.8 million

Cap-and-Trade dollars implemented within the District as of May 31, 2021



75%

of total funds invested within the District benefiting priority populations



16,281

projects, rebates, and vouchers implemented within the District



1,023,273

MTCO₂e estimated over reduction timeframe

Statewide Co-Benefits



improved air quality



reduced water use



enhanced ecosystems



employment & economic development



greater transit accessibility



dollar savings

Some projects are not located at a single address, and therefore could be attributable to multiple legislative districts. For projects that physically cross multiple legislative districts (e.g., transit projects), the entire project funding and other benefits are attributed to all relevant districts. For projects that report at the census tract level (e.g., vouchers, rebates, and household installations), the entire project funding and other benefits are attributed to a single district, determined by which district includes the majority of the census tract.



SENATE DISTRICT 28 SNAPSHOT

Cap-and-Trade Dollars at Work Across California

California Climate Investments is a statewide program that puts billions of Cap-and-Trade dollars to work reducing greenhouse gas emissions, strengthening the economy, and improving public health and the environment, particularly in disadvantaged communities.



For an interactive map of investments statewide, visit caclimateinvestments.ca.gov.



\$150.6 million

Cap-and-Trade dollars implemented within the District as of May 31, 2021



80%

of total funds invested within the District benefiting priority populations



17,049

projects, rebates, and vouchers implemented within the District



295,727

MTCO₂e estimated over reduction timeframe

Statewide Co-Benefits



improved air quality



reduced water use



enhanced ecosystems



employment & economic development



greater transit accessibility



dollar savings

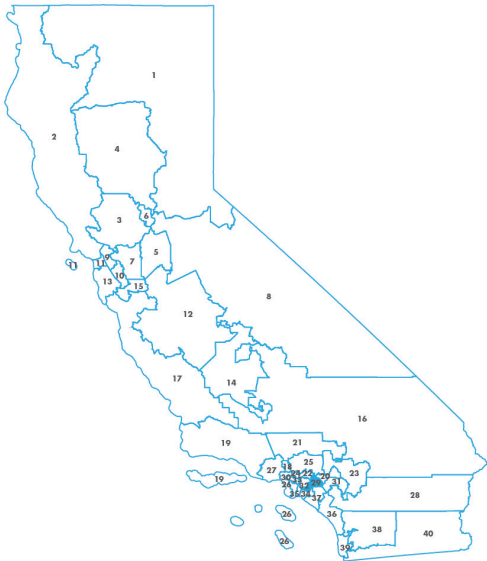
Some projects are not located at a single address, and therefore could be attributable to multiple legislative districts. For projects that physically cross multiple legislative districts (e.g., transit projects), the entire project funding and other benefits are attributed to all relevant districts. For projects that report at the census tract level (e.g., vouchers, rebates, and household installations), the entire project funding and other benefits are attributed to a single district, determined by which district includes the majority of the census tract.



SENATE DISTRICT 29 SNAPSHOT

Cap-and-Trade Dollars at Work Across California

California Climate Investments is a statewide program that puts billions of Cap-and-Trade dollars to work reducing greenhouse gas emissions, strengthening the economy, and improving public health and the environment, particularly in disadvantaged communities.



For an interactive map of investments statewide, visit caclimateinvestments.ca.gov.



\$174.6 million

Cap-and-Trade dollars implemented within the District as of May 31, 2021



60%

of total funds invested within the District benefiting priority populations



16,124

projects, rebates, and vouchers implemented within the District



691,301

MTCO₂e estimated over reduction timeframe

Statewide Co-Benefits



improved air quality



reduced water use



enhanced ecosystems



employment & economic development



greater transit accessibility



dollar savings

Some projects are not located at a single address, and therefore could be attributable to multiple legislative districts. For projects that physically cross multiple legislative districts (e.g., transit projects), the entire project funding and other benefits are attributed to all relevant districts. For projects that report at the census tract level (e.g., vouchers, rebates, and household installations), the entire project funding and other benefits are attributed to a single district, determined by which district includes the majority of the census tract.



SENATE DISTRICT 30 SNAPSHOT

Cap-and-Trade Dollars at Work Across California

California Climate Investments is a statewide program that puts billions of Cap-and-Trade dollars to work reducing greenhouse gas emissions, strengthening the economy, and improving public health and the environment, particularly in disadvantaged communities.



For an interactive map of investments statewide, visit caclimateinvestments.ca.gov.



\$179.5 million

Cap-and-Trade dollars implemented within the District as of May 31, 2021



92%

of total funds invested within the District benefiting priority populations



7,766

projects, rebates, and vouchers implemented within the District



643,960

MTCO₂e estimated over reduction timeframe

Statewide Co-Benefits



improved air quality



reduced water use



enhanced ecosystems



employment & economic development



greater transit accessibility



dollar savings

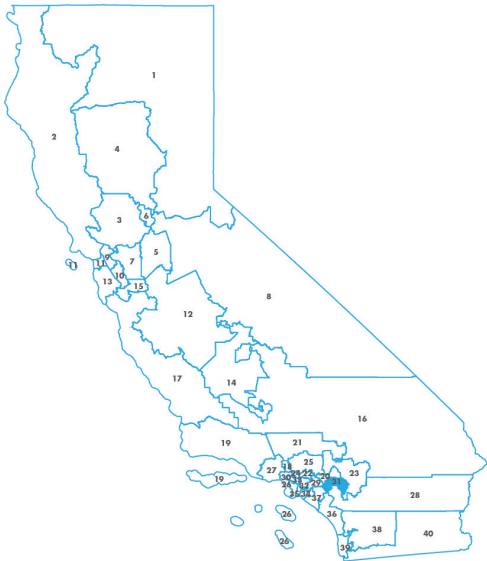
Some projects are not located at a single address, and therefore could be attributable to multiple legislative districts. For projects that physically cross multiple legislative districts (e.g., transit projects), the entire project funding and other benefits are attributed to all relevant districts. For projects that report at the census tract level (e.g., vouchers, rebates, and household installations), the entire project funding and other benefits are attributed to a single district, determined by which district includes the majority of the census tract.



SENATE DISTRICT 31 SNAPSHOT

Cap-and-Trade Dollars at Work Across California

California Climate Investments is a statewide program that puts billions of Cap-and-Trade dollars to work reducing greenhouse gas emissions, strengthening the economy, and improving public health and the environment, particularly in disadvantaged communities.



For an interactive map of investments statewide, visit caclimateinvestments.ca.gov.



\$201.1 million

Cap-and-Trade dollars implemented within the District as of May 31, 2021



86%

of total funds invested within the District benefiting priority populations



7,615

projects, rebates, and vouchers implemented within the District



1,121,241

MTCO₂e estimated over reduction timeframe

Statewide Co-Benefits



improved air quality



reduced water use



enhanced ecosystems



employment & economic development



greater transit accessibility



dollar savings

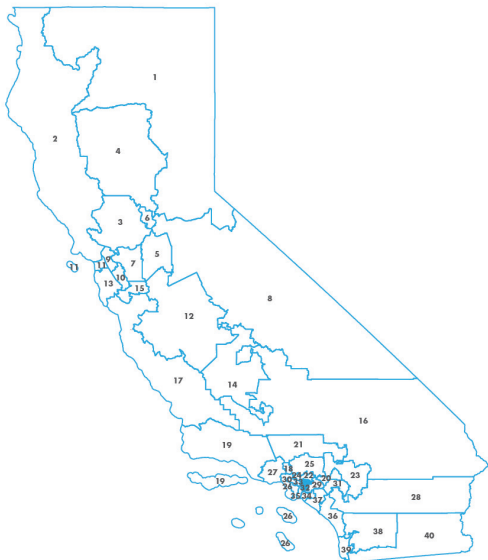
Some projects are not located at a single address, and therefore could be attributable to multiple legislative districts. For projects that physically cross multiple legislative districts (e.g., transit projects), the entire project funding and other benefits are attributed to all relevant districts. For projects that report at the census tract level (e.g., vouchers, rebates, and household installations), the entire project funding and other benefits are attributed to a single district, determined by which district includes the majority of the census tract.



SENATE DISTRICT 32 SNAPSHOT

Cap-and-Trade Dollars at Work Across California

California Climate Investments is a statewide program that puts billions of Cap-and-Trade dollars to work reducing greenhouse gas emissions, strengthening the economy, and improving public health and the environment, particularly in disadvantaged communities.



For an interactive map of investments statewide, visit caclimateinvestments.ca.gov.



\$155.4 million

Cap-and-Trade dollars implemented within the District as of May 31, 2021



93%

of total funds invested within the District benefiting priority populations



8,899

projects, rebates, and vouchers implemented within the District



806,467

MTCO₂e estimated over reduction timeframe

Statewide Co-Benefits



improved air quality



reduced water use



enhanced ecosystems



employment & economic development



greater transit accessibility



dollar savings

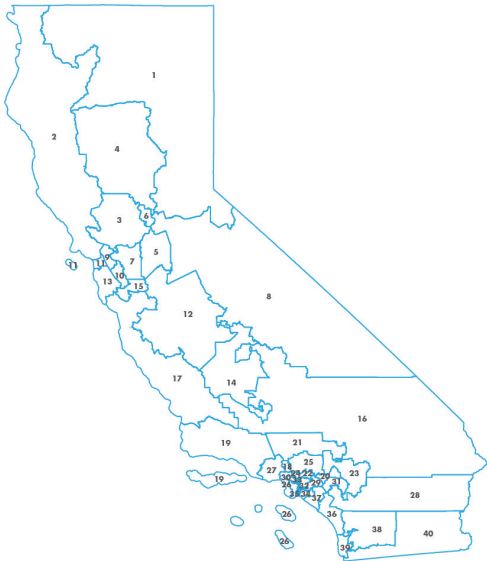
Some projects are not located at a single address, and therefore could be attributable to multiple legislative districts. For projects that physically cross multiple legislative districts (e.g., transit projects), the entire project funding and other benefits are attributed to all relevant districts. For projects that report at the census tract level (e.g., vouchers, rebates, and household installations), the entire project funding and other benefits are attributed to a single district, determined by which district includes the majority of the census tract.



SENATE DISTRICT 33 SNAPSHOT

Cap-and-Trade Dollars at Work Across California

California Climate Investments is a statewide program that puts billions of Cap-and-Trade dollars to work reducing greenhouse gas emissions, strengthening the economy, and improving public health and the environment, particularly in disadvantaged communities.



For an interactive map of investments statewide, visit caclimateinvestments.ca.gov.



\$364.4 million

Cap-and-Trade dollars implemented within the District as of May 31, 2021



96%

of total funds invested within the District benefiting priority populations



5,375

projects, rebates, and vouchers implemented within the District



1,466,721

MTCO₂e estimated over reduction timeframe

Statewide Co-Benefits



improved air quality



reduced water use



enhanced ecosystems



employment & economic development



greater transit accessibility



dollar savings

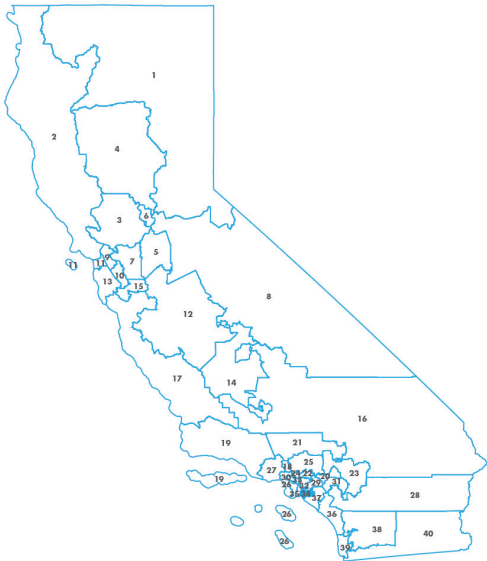
Some projects are not located at a single address, and therefore could be attributable to multiple legislative districts. For projects that physically cross multiple legislative districts (e.g., transit projects), the entire project funding and other benefits are attributed to all relevant districts. For projects that report at the census tract level (e.g., vouchers, rebates, and household installations), the entire project funding and other benefits are attributed to a single district, determined by which district includes the majority of the census tract.



SENATE DISTRICT 34 SNAPSHOT

Cap-and-Trade Dollars at Work Across California

California Climate Investments is a statewide program that puts billions of Cap-and-Trade dollars to work reducing greenhouse gas emissions, strengthening the economy, and improving public health and the environment, particularly in disadvantaged communities.



For an interactive map of investments statewide, visit caclimateinvestments.ca.gov.



\$214.2 million

Cap-and-Trade dollars implemented within the District as of May 31, 2021



91%

of total funds invested within the District benefiting priority populations



10,303

projects, rebates, and vouchers implemented within the District



737,297

MTCO₂e estimated over reduction timeframe

Statewide Co-Benefits



improved air quality



reduced water use



enhanced ecosystems



employment & economic development



greater transit accessibility



dollar savings

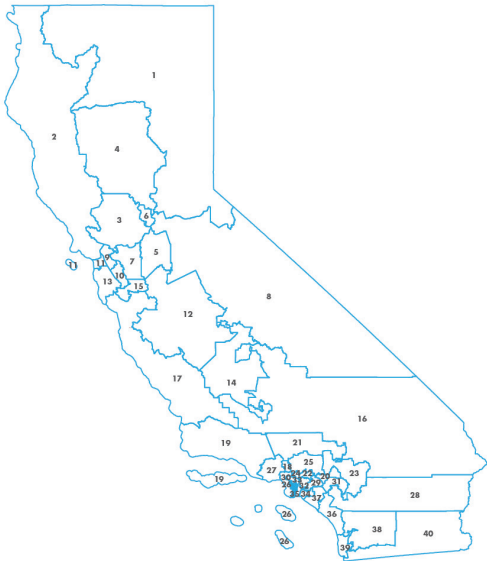
Some projects are not located at a single address, and therefore could be attributable to multiple legislative districts. For projects that physically cross multiple legislative districts (e.g., transit projects), the entire project funding and other benefits are attributed to all relevant districts. For projects that report at the census tract level (e.g., vouchers, rebates, and household installations), the entire project funding and other benefits are attributed to a single district, determined by which district includes the majority of the census tract.



SENATE DISTRICT 35 SNAPSHOT

Cap-and-Trade Dollars at Work Across California

California Climate Investments is a statewide program that puts billions of Cap-and-Trade dollars to work reducing greenhouse gas emissions, strengthening the economy, and improving public health and the environment, particularly in disadvantaged communities.



For an interactive map of investments statewide, visit caclimateinvestments.ca.gov.



\$319.6 million

Cap-and-Trade dollars implemented within the District as of May 31, 2021



98%

of total funds invested within the District benefiting priority populations



7,329

projects, rebates, and vouchers implemented within the District



794,675

MTCO₂e estimated over reduction timeframe

Statewide Co-Benefits



improved air quality



reduced water use



enhanced ecosystems



employment & economic development



greater transit accessibility



dollar savings

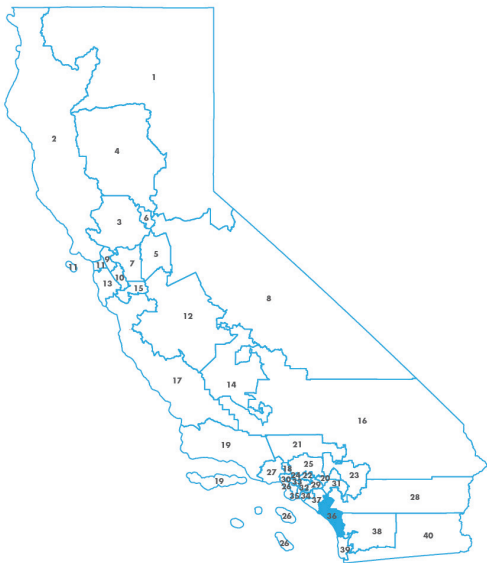
Some projects are not located at a single address, and therefore could be attributable to multiple legislative districts. For projects that physically cross multiple legislative districts (e.g., transit projects), the entire project funding and other benefits are attributed to all relevant districts. For projects that report at the census tract level (e.g., vouchers, rebates, and household installations), the entire project funding and other benefits are attributed to a single district, determined by which district includes the majority of the census tract.



SENATE DISTRICT 36 SNAPSHOT

Cap-and-Trade Dollars at Work Across California

California Climate Investments is a statewide program that puts billions of Cap-and-Trade dollars to work reducing greenhouse gas emissions, strengthening the economy, and improving public health and the environment, particularly in disadvantaged communities.



For an interactive map of investments statewide, visit caclimateinvestments.ca.gov.



\$112.4 million

Cap-and-Trade dollars implemented within the District as of May 31, 2021



68%

of total funds invested within the District benefiting priority populations



16,174

projects, rebates, and vouchers implemented within the District



591,365

MTCO₂e estimated over reduction timeframe

Statewide Co-Benefits



improved air quality



reduced water use



enhanced ecosystems



employment & economic development



greater transit accessibility



dollar savings

Some projects are not located at a single address, and therefore could be attributable to multiple legislative districts. For projects that physically cross multiple legislative districts (e.g., transit projects), the entire project funding and other benefits are attributed to all relevant districts. For projects that report at the census tract level (e.g., vouchers, rebates, and household installations), the entire project funding and other benefits are attributed to a single district, determined by which district includes the majority of the census tract.



SENATE DISTRICT 37 SNAPSHOT

Cap-and-Trade Dollars at Work Across California

California Climate Investments is a statewide program that puts billions of Cap-and-Trade dollars to work reducing greenhouse gas emissions, strengthening the economy, and improving public health and the environment, particularly in disadvantaged communities.



For an interactive map of investments statewide, visit caclimateinvestments.ca.gov.



\$161.5 million

Cap-and-Trade dollars implemented within the District as of May 31, 2021



61%

of total funds invested within the District benefiting priority populations



25,913

projects, rebates, and vouchers implemented within the District



733,051

MTCO₂e estimated over reduction timeframe

Statewide Co-Benefits



improved air quality



reduced water use



enhanced ecosystems



employment & economic development



greater transit accessibility



dollar savings

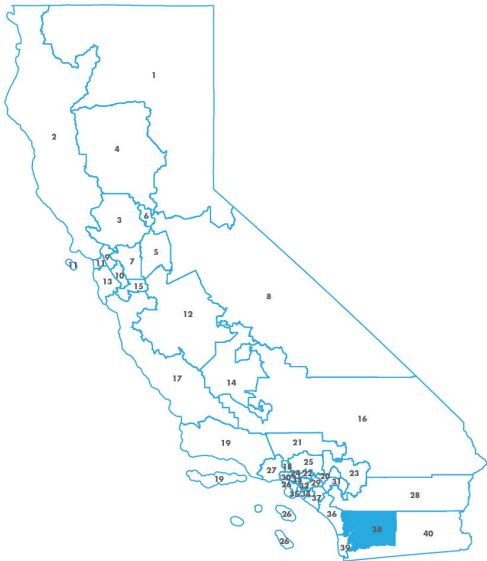
Some projects are not located at a single address, and therefore could be attributable to multiple legislative districts. For projects that physically cross multiple legislative districts (e.g., transit projects), the entire project funding and other benefits are attributed to all relevant districts. For projects that report at the census tract level (e.g., vouchers, rebates, and household installations), the entire project funding and other benefits are attributed to a single district, determined by which district includes the majority of the census tract.



SENATE DISTRICT 38 SNAPSHOT

Cap-and-Trade Dollars at Work Across California

California Climate Investments is a statewide program that puts billions of Cap-and-Trade dollars to work reducing greenhouse gas emissions, strengthening the economy, and improving public health and the environment, particularly in disadvantaged communities.



For an interactive map of investments statewide, visit caclimateinvestments.ca.gov.



\$124.5 million

Cap-and-Trade dollars implemented within the District as of May 31, 2021



73%

of total funds invested within the District benefiting priority populations



10,490

projects, rebates, and vouchers implemented within the District



458,296

MTCO₂e estimated over reduction timeframe

Statewide Co-Benefits



improved air quality



reduced water use



enhanced ecosystems



employment & economic development



greater transit accessibility



dollar savings

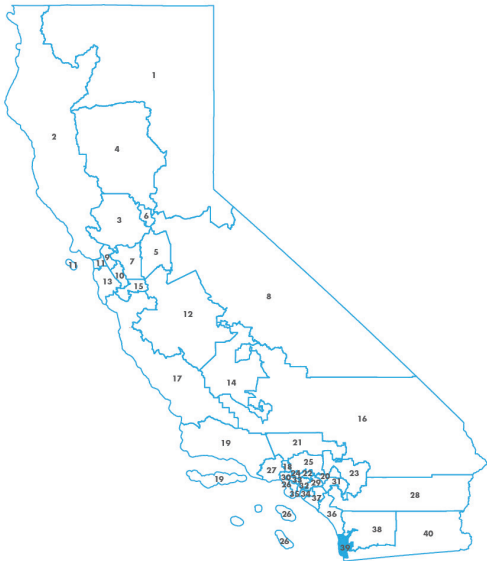
Some projects are not located at a single address, and therefore could be attributable to multiple legislative districts. For projects that physically cross multiple legislative districts (e.g., transit projects), the entire project funding and other benefits are attributed to all relevant districts. For projects that report at the census tract level (e.g., vouchers, rebates, and household installations), the entire project funding and other benefits are attributed to a single district, determined by which district includes the majority of the census tract.



SENATE DISTRICT 39 SNAPSHOT

Cap-and-Trade Dollars at Work Across California

California Climate Investments is a statewide program that puts billions of Cap-and-Trade dollars to work reducing greenhouse gas emissions, strengthening the economy, and improving public health and the environment, particularly in disadvantaged communities.



For an interactive map of investments statewide, visit caclimateinvestments.ca.gov.



\$150.0 million

Cap-and-Trade dollars implemented within the District as of May 31, 2021



61%

of total funds invested within the District benefiting priority populations



13,467

projects, rebates, and vouchers implemented within the District



650,742

MTCO₂e estimated over reduction timeframe

Statewide Co-Benefits



improved air quality



reduced water use



enhanced ecosystems



employment & economic development



greater transit accessibility



dollar savings

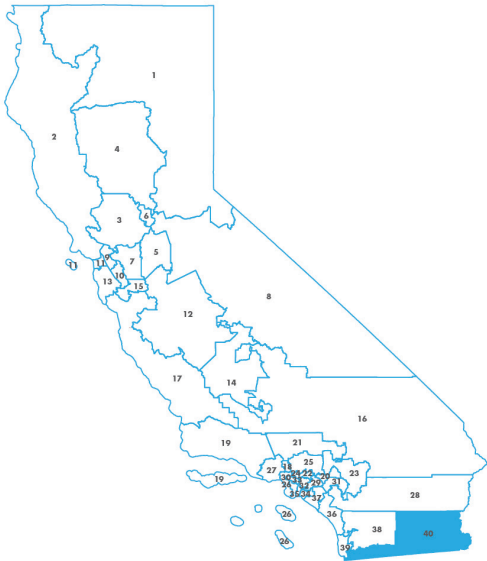
Some projects are not located at a single address, and therefore could be attributable to multiple legislative districts. For projects that physically cross multiple legislative districts (e.g., transit projects), the entire project funding and other benefits are attributed to all relevant districts. For projects that report at the census tract level (e.g., vouchers, rebates, and household installations), the entire project funding and other benefits are attributed to a single district, determined by which district includes the majority of the census tract.



SENATE DISTRICT 40 SNAPSHOT

Cap-and-Trade Dollars at Work Across California

California Climate Investments is a statewide program that puts billions of Cap-and-Trade dollars to work reducing greenhouse gas emissions, strengthening the economy, and improving public health and the environment, particularly in disadvantaged communities.



For an interactive map of investments statewide, visit caclimateinvestments.ca.gov.



\$192.2 million

Cap-and-Trade dollars implemented within the District through November 30, 2020



92%

of total funds invested within the District benefiting priority populations



4,554

projects, rebates, and vouchers implemented within the District



408,547

MTCO₂e estimated over reduction timeframe

Statewide Co-Benefits



improved air quality



reduced water use



enhanced ecosystems



employment & economic development



greater transit accessibility



dollar savings

Some projects are not located at a single address, and therefore could be attributable to multiple legislative districts. For projects that physically cross multiple legislative districts (e.g., transit projects), the entire project funding and other benefits are attributed to all relevant districts. For projects that report at the census tract level (e.g., vouchers, rebates, and household installations), the entire project funding and other benefits are attributed to a single district, determined by which district includes the majority of the census tract.