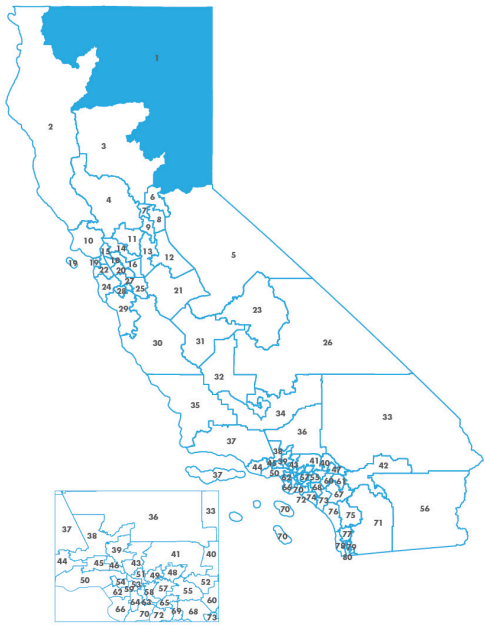




ASSEMBLY DISTRICT 1 SNAPSHOT

Cap-and-Trade Dollars at Work Across California

California Climate Investments is a statewide program that puts billions of Cap-and-Trade dollars to work reducing greenhouse gas emissions, strengthening the economy, and improving public health and the environment, particularly in disadvantaged communities and low-income communities and households, collectively referred to as priority populations.



For an interactive map of investments statewide, visit caclimateinvestments.ca.gov.



\$403.3 million

Cap-and-Trade funds implemented within the District through May 31, 2022



42%

of total funds invested within the District benefiting priority populations



2,223

projects, rebates, and vouchers implemented within the District



13,761,066

MTCO₂e estimated over reduction timeframe

Statewide Co-Benefits



improved air quality



reduced water use



enhanced ecosystems



employment & economic development



greater transit accessibility



dollar savings

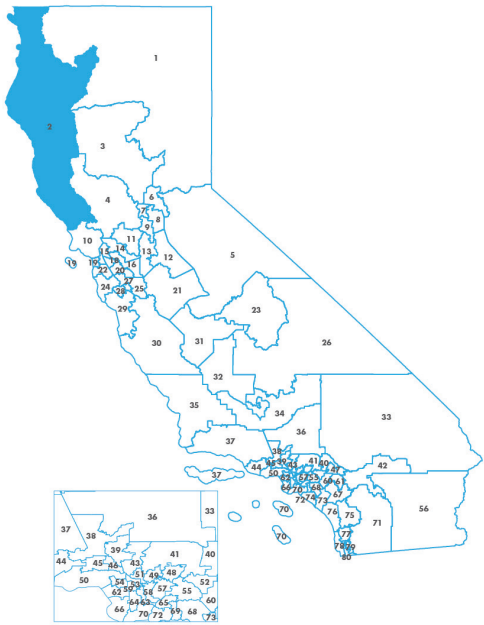
Some projects are not located at a single address, and therefore could be attributable to multiple legislative districts. For projects that physically cross multiple legislative districts (e.g., transit projects), the entire project funding and other benefits are attributed to all relevant districts. For projects that report at the census tract level (e.g., vouchers, rebates, and household installations), the entire project funding and other benefits are attributed to a single district, determined by which district includes the majority of the census tract.



ASSEMBLY DISTRICT 2 SNAPSHOT

Cap-and-Trade Dollars at Work Across California

California Climate Investments is a statewide program that puts billions of Cap-and-Trade dollars to work reducing greenhouse gas emissions, strengthening the economy, and improving public health and the environment, particularly in disadvantaged communities and low-income communities and households, collectively referred to as priority populations.



For an interactive map of investments statewide, visit caclimateinvestments.ca.gov.



\$207 million

Cap-and-Trade funds implemented within the District through May 31, 2022



64%

of total funds invested within the District benefiting priority populations



5,139

projects, rebates, and vouchers implemented within the District



3,719,134

MTCO₂e estimated over reduction timeframe

Statewide Co-Benefits



improved air quality



reduced water use



enhanced ecosystems



employment & economic development



greater transit accessibility



dollar savings

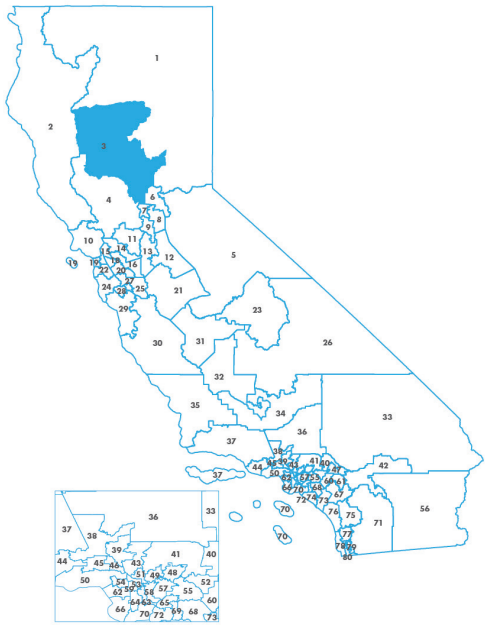
Some projects are not located at a single address, and therefore could be attributable to multiple legislative districts. For projects that physically cross multiple legislative districts (e.g., transit projects), the entire project funding and other benefits are attributed to all relevant districts. For projects that report at the census tract level (e.g., vouchers, rebates, and household installations), the entire project funding and other benefits are attributed to a single district, determined by which district includes the majority of the census tract.



ASSEMBLY DISTRICT 3 SNAPSHOT

Cap-and-Trade Dollars at Work Across California

California Climate Investments is a statewide program that puts billions of Cap-and-Trade dollars to work reducing greenhouse gas emissions, strengthening the economy, and improving public health and the environment, particularly in disadvantaged communities and low-income communities and households, collectively referred to as priority populations.



For an interactive map of investments statewide, visit caclimateinvestments.ca.gov.



\$148.9 million

Cap-and-Trade funds implemented within the District through May 31, 2022



56%

of total funds invested within the District benefiting priority populations



1,992

projects, rebates, and vouchers implemented within the District



1,038,887

MTCO₂e estimated over reduction timeframe

Statewide Co-Benefits



improved
air quality



reduced
water use



enhanced
ecosystems



employment &
economic development



greater transit
accessibility



dollar
savings

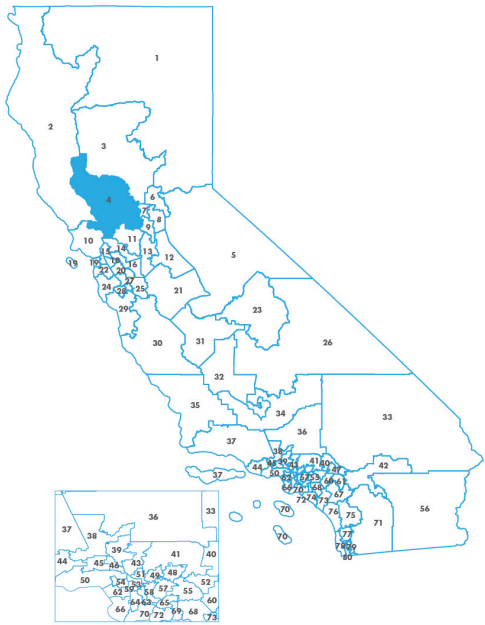
Some projects are not located at a single address, and therefore could be attributable to multiple legislative districts. For projects that physically cross multiple legislative districts (e.g., transit projects), the entire project funding and other benefits are attributed to all relevant districts. For projects that report at the census tract level (e.g., vouchers, rebates, and household installations), the entire project funding and other benefits are attributed to a single district, determined by which district includes the majority of the census tract.



ASSEMBLY DISTRICT 4 SNAPSHOT

Cap-and-Trade Dollars at Work Across California

California Climate Investments is a statewide program that puts billions of Cap-and-Trade dollars to work reducing greenhouse gas emissions, strengthening the economy, and improving public health and the environment, particularly in disadvantaged communities and low-income communities and households, collectively referred to as priority populations.



For an interactive map of investments statewide, visit caclimateinvestments.ca.gov.



\$181.2 million

Cap-and-Trade funds implemented within the District through May 31, 2022



37%

of total funds invested within the District benefiting priority populations



4,964

projects, rebates, and vouchers implemented within the District



1,907,922

MTCO₂e estimated over reduction timeframe

Statewide Co-Benefits



improved air quality



reduced water use



enhanced ecosystems



employment & economic development



greater transit accessibility



dollar savings

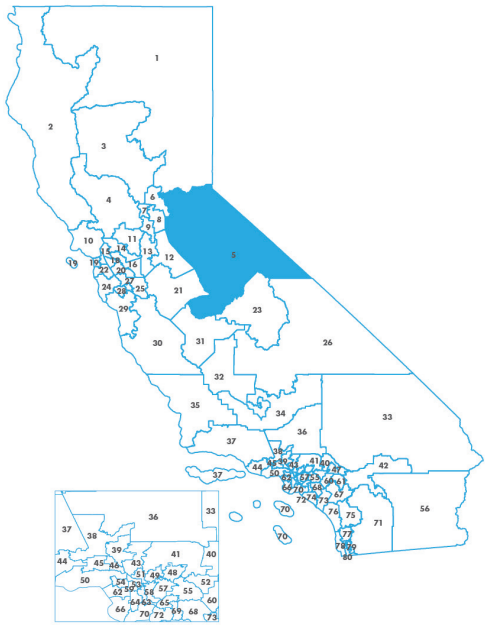
Some projects are not located at a single address, and therefore could be attributable to multiple legislative districts. For projects that physically cross multiple legislative districts (e.g., transit projects), the entire project funding and other benefits are attributed to all relevant districts. For projects that report at the census tract level (e.g., vouchers, rebates, and household installations), the entire project funding and other benefits are attributed to a single district, determined by which district includes the majority of the census tract.



ASSEMBLY DISTRICT 5 SNAPSHOT

Cap-and-Trade Dollars at Work Across California

California Climate Investments is a statewide program that puts billions of Cap-and-Trade dollars to work reducing greenhouse gas emissions, strengthening the economy, and improving public health and the environment, particularly in disadvantaged communities and low-income communities and households, collectively referred to as priority populations.



For an interactive map of investments statewide, visit caclimateinvestments.ca.gov.



\$245.5 million

Cap-and-Trade funds implemented within the District through May 31, 2022



56%

of total funds invested within the District benefiting priority populations



4,694

projects, rebates, and vouchers implemented within the District



5,483,180

MTCO₂e estimated over reduction timeframe in addition to an expected 102 MMTCO₂e of reductions attributable to High-Speed Rail



\$3.589 billion for High-Speed Rail

Statewide Co-Benefits



improved air quality



reduced water use



enhanced ecosystems



employment & economic development



greater transit accessibility



dollar savings

Some projects are not located at a single address, and therefore could be attributable to multiple legislative districts. For projects that physically cross multiple legislative districts (e.g., transit projects), the entire project funding and other benefits are attributed to all relevant districts. For projects that report at the census tract level (e.g., vouchers, rebates, and household installations), the entire project funding and other benefits are attributed to a single district, determined by which district includes the majority of the census tract.



ASSEMBLY DISTRICT 6 SNAPSHOT

Cap-and-Trade Dollars at Work Across California

California Climate Investments is a statewide program that puts billions of Cap-and-Trade dollars to work reducing greenhouse gas emissions, strengthening the economy, and improving public health and the environment, particularly in disadvantaged communities and low-income communities and households, collectively referred to as priority populations.



For an interactive map of investments statewide, visit caclimateinvestments.ca.gov.



\$54 million

Cap-and-Trade funds implemented within the District through May 31, 2022



55%

of total funds invested within the District benefiting priority populations



6,392

projects, rebates, and vouchers implemented within the District



367,859

MTCO₂e estimated over reduction timeframe

Statewide Co-Benefits



improved air quality



reduced water use



enhanced ecosystems



employment & economic development



greater transit accessibility



dollar savings

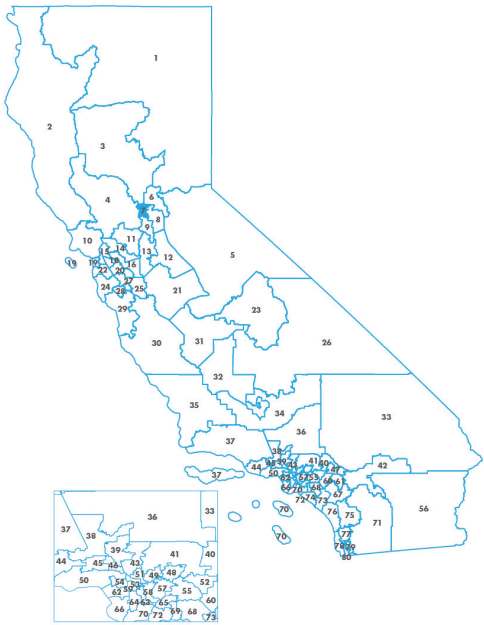
Some projects are not located at a single address, and therefore could be attributable to multiple legislative districts. For projects that physically cross multiple legislative districts (e.g., transit projects), the entire project funding and other benefits are attributed to all relevant districts. For projects that report at the census tract level (e.g., vouchers, rebates, and household installations), the entire project funding and other benefits are attributed to a single district, determined by which district includes the majority of the census tract.



ASSEMBLY DISTRICT 7 SNAPSHOT

Cap-and-Trade Dollars at Work Across California

California Climate Investments is a statewide program that puts billions of Cap-and-Trade dollars to work reducing greenhouse gas emissions, strengthening the economy, and improving public health and the environment, particularly in disadvantaged communities and low-income communities and households, collectively referred to as priority populations.



For an interactive map of investments statewide, visit caclimateinvestments.ca.gov.



\$342.6 million

Cap-and-Trade funds implemented within the District through May 31, 2022



82%

of total funds invested within the District benefiting priority populations



9,328

projects, rebates, and vouchers implemented within the District



848,036

MTCO₂e estimated over reduction timeframe

Statewide Co-Benefits



improved
air quality



reduced
water use



enhanced
ecosystems



employment &
economic development



greater transit
accessibility



dollar
savings

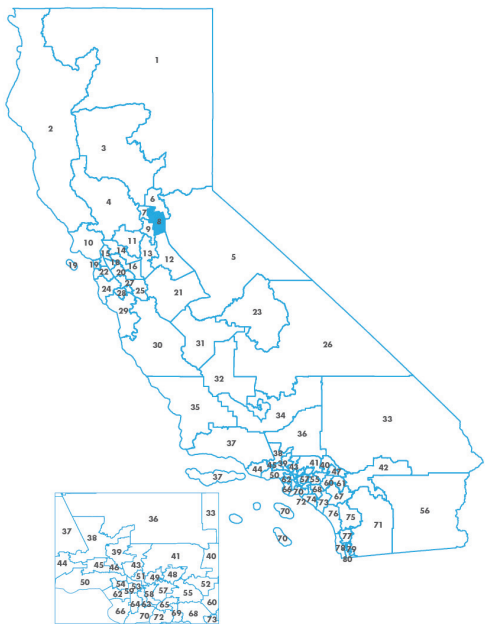
Some projects are not located at a single address, and therefore could be attributable to multiple legislative districts. For projects that physically cross multiple legislative districts (e.g., transit projects), the entire project funding and other benefits are attributed to all relevant districts. For projects that report at the census tract level (e.g., vouchers, rebates, and household installations), the entire project funding and other benefits are attributed to a single district, determined by which district includes the majority of the census tract.



ASSEMBLY DISTRICT 8 SNAPSHOT

Cap-and-Trade Dollars at Work Across California

California Climate Investments is a statewide program that puts billions of Cap-and-Trade dollars to work reducing greenhouse gas emissions, strengthening the economy, and improving public health and the environment, particularly in disadvantaged communities and low-income communities and households, collectively referred to as priority populations.



For an interactive map of investments statewide, visit caclimateinvestments.ca.gov.



\$103.9 million

Cap-and-Trade funds implemented within the District through May 31, 2022



65%

of total funds invested within the District benefiting priority populations



4,981

projects, rebates, and vouchers implemented within the District



229,885

MTCO₂e estimated over reduction timeframe

Statewide Co-Benefits



improved air quality



reduced water use



enhanced ecosystems



employment & economic development



greater transit accessibility



dollar savings

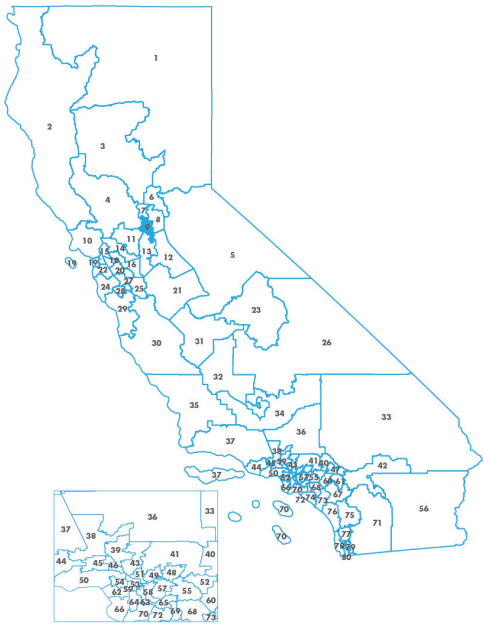
Some projects are not located at a single address, and therefore could be attributable to multiple legislative districts. For projects that physically cross multiple legislative districts (e.g., transit projects), the entire project funding and other benefits are attributed to all relevant districts. For projects that report at the census tract level (e.g., vouchers, rebates, and household installations), the entire project funding and other benefits are attributed to a single district, determined by which district includes the majority of the census tract.



ASSEMBLY DISTRICT 9 SNAPSHOT

Cap-and-Trade Dollars at Work Across California

California Climate Investments is a statewide program that puts billions of Cap-and-Trade dollars to work reducing greenhouse gas emissions, strengthening the economy, and improving public health and the environment, particularly in disadvantaged communities and low-income communities and households, collectively referred to as priority populations.



For an interactive map of investments statewide, visit caclimateinvestments.ca.gov.



\$65.1 million

Cap-and-Trade funds implemented within the District through May 31, 2022



86%

of total funds invested within the District benefiting priority populations



6,038

projects, rebates, and vouchers implemented within the District



332,791

MTCO₂e estimated over reduction timeframe

Statewide Co-Benefits



improved air quality



reduced water use



enhanced ecosystems



employment & economic development



greater transit accessibility



dollar savings

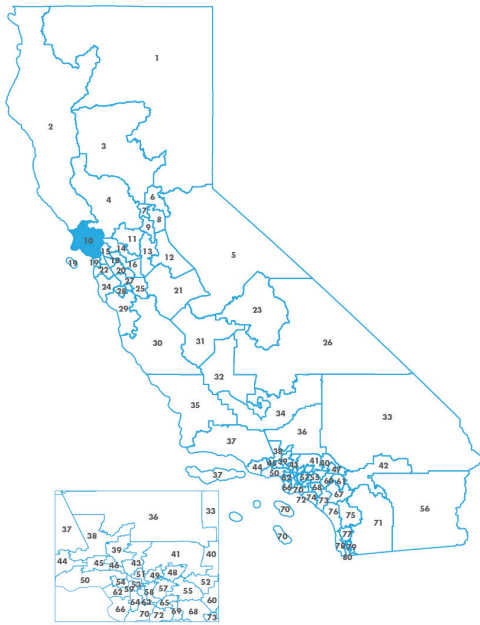
Some projects are not located at a single address, and therefore could be attributable to multiple legislative districts. For projects that physically cross multiple legislative districts (e.g., transit projects), the entire project funding and other benefits are attributed to all relevant districts. For projects that report at the census tract level (e.g., vouchers, rebates, and household installations), the entire project funding and other benefits are attributed to a single district, determined by which district includes the majority of the census tract.



ASSEMBLY DISTRICT 10 SNAPSHOT

Cap-and-Trade Dollars at Work Across California

California Climate Investments is a statewide program that puts billions of Cap-and-Trade dollars to work reducing greenhouse gas emissions, strengthening the economy, and improving public health and the environment, particularly in disadvantaged communities and low-income communities and households, collectively referred to as priority populations.



For an interactive map of investments statewide, visit caclimateinvestments.ca.gov.



\$91.6 million

Cap-and-Trade funds implemented within the District through May 31, 2022



46%

of total funds invested within the District benefiting priority populations



8,312

projects, rebates, and vouchers implemented within the District



632,555

MTCO₂e estimated over reduction timeframe

Statewide Co-Benefits



improved air quality



reduced water use



enhanced ecosystems



employment & economic development



greater transit accessibility



dollar savings

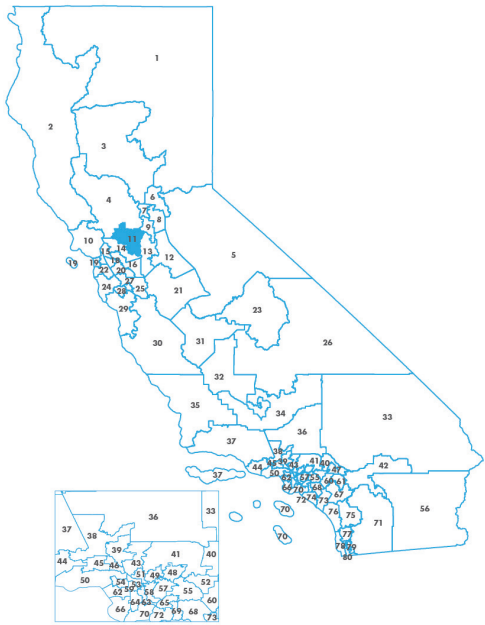
Some projects are not located at a single address, and therefore could be attributable to multiple legislative districts. For projects that physically cross multiple legislative districts (e.g., transit projects), the entire project funding and other benefits are attributed to all relevant districts. For projects that report at the census tract level (e.g., vouchers, rebates, and household installations), the entire project funding and other benefits are attributed to a single district, determined by which district includes the majority of the census tract.



ASSEMBLY DISTRICT 11 SNAPSHOT

Cap-and-Trade Dollars at Work Across California

California Climate Investments is a statewide program that puts billions of Cap-and-Trade dollars to work reducing greenhouse gas emissions, strengthening the economy, and improving public health and the environment, particularly in disadvantaged communities and low-income communities and households, collectively referred to as priority populations.



For an interactive map of investments statewide, visit caclimateinvestments.ca.gov.



\$88.7 million

Cap-and-Trade funds implemented within the District through May 31, 2022



83%

of total funds invested within the District benefiting priority populations



3,720

projects, rebates, and vouchers implemented within the District



1,039,477

MTCO₂e estimated over reduction timeframe

Statewide Co-Benefits



improved air quality



reduced water use



enhanced ecosystems



employment & economic development



greater transit accessibility



dollar savings

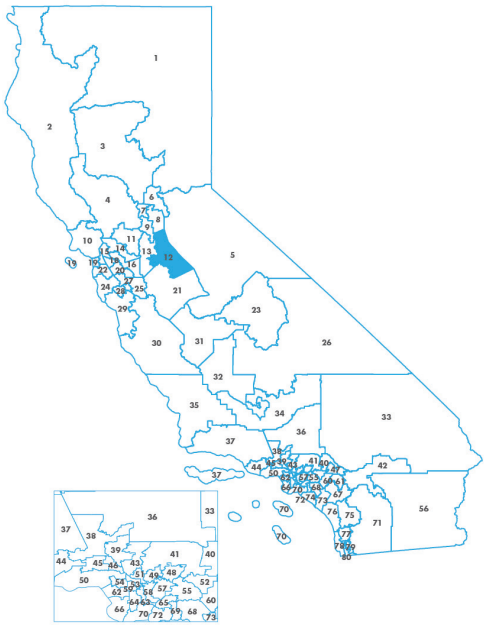
Some projects are not located at a single address, and therefore could be attributable to multiple legislative districts. For projects that physically cross multiple legislative districts (e.g., transit projects), the entire project funding and other benefits are attributed to all relevant districts. For projects that report at the census tract level (e.g., vouchers, rebates, and household installations), the entire project funding and other benefits are attributed to a single district, determined by which district includes the majority of the census tract.



ASSEMBLY DISTRICT 12 SNAPSHOT

Cap-and-Trade Dollars at Work Across California

California Climate Investments is a statewide program that puts billions of Cap-and-Trade dollars to work reducing greenhouse gas emissions, strengthening the economy, and improving public health and the environment, particularly in disadvantaged communities and low-income communities and households, collectively referred to as priority populations.



For an interactive map of investments statewide, visit caclimateinvestments.ca.gov.



\$142.4 million

Cap-and-Trade funds implemented within the District through May 31, 2022



64%

of total funds invested within the District benefiting priority populations



4,163

projects, rebates, and vouchers implemented within the District



2,300,616

MTCO₂e estimated over reduction timeframe

Statewide Co-Benefits



improved air quality



reduced water use



enhanced ecosystems



employment & economic development



greater transit accessibility



dollar savings

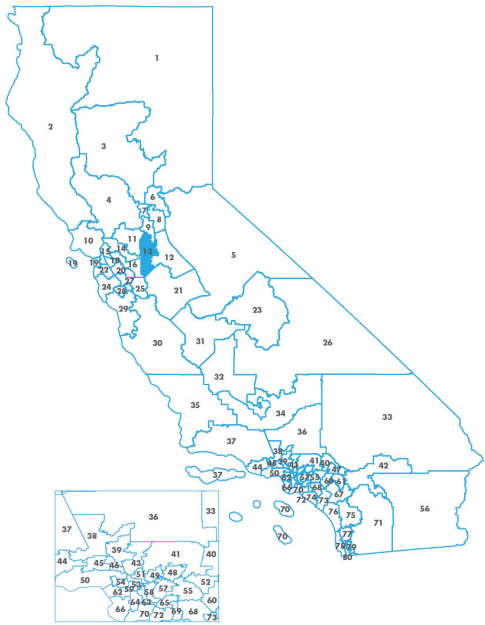
Some projects are not located at a single address, and therefore could be attributable to multiple legislative districts. For projects that physically cross multiple legislative districts (e.g., transit projects), the entire project funding and other benefits are attributed to all relevant districts. For projects that report at the census tract level (e.g., vouchers, rebates, and household installations), the entire project funding and other benefits are attributed to a single district, determined by which district includes the majority of the census tract.



ASSEMBLY DISTRICT 13 SNAPSHOT

Cap-and-Trade Dollars at Work Across California

California Climate Investments is a statewide program that puts billions of Cap-and-Trade dollars to work reducing greenhouse gas emissions, strengthening the economy, and improving public health and the environment, particularly in disadvantaged communities and low-income communities and households, collectively referred to as priority populations.



For an interactive map of investments statewide, visit caclimateinvestments.ca.gov.



\$211.7 million

Cap-and-Trade funds implemented within the District through May 31, 2022



95%

of total funds invested within the District benefiting priority populations



5,393

projects, rebates, and vouchers implemented within the District



714,794

MTCO₂e estimated over reduction timeframe

Statewide Co-Benefits



improved air quality



reduced water use



enhanced ecosystems



employment & economic development



greater transit accessibility



dollar savings

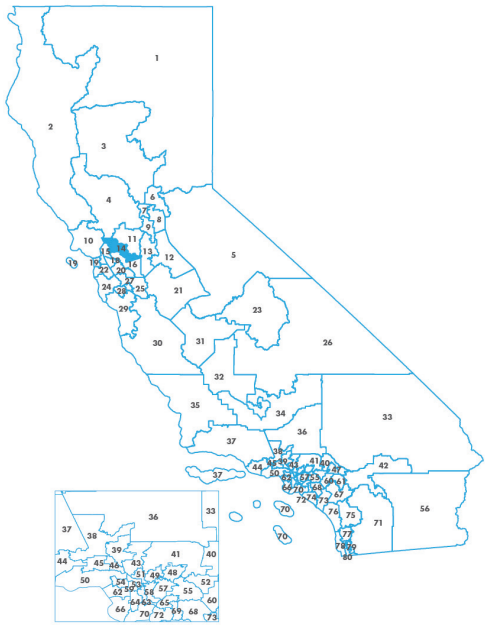
Some projects are not located at a single address, and therefore could be attributable to multiple legislative districts. For projects that physically cross multiple legislative districts (e.g., transit projects), the entire project funding and other benefits are attributed to all relevant districts. For projects that report at the census tract level (e.g., vouchers, rebates, and household installations), the entire project funding and other benefits are attributed to a single district, determined by which district includes the majority of the census tract.



ASSEMBLY DISTRICT 14 SNAPSHOT

Cap-and-Trade Dollars at Work Across California

California Climate Investments is a statewide program that puts billions of Cap-and-Trade dollars to work reducing greenhouse gas emissions, strengthening the economy, and improving public health and the environment, particularly in disadvantaged communities and low-income communities and households, collectively referred to as priority populations.



For an interactive map of investments statewide, visit caclimateinvestments.ca.gov.



\$104.5 million

Cap-and-Trade funds implemented within the District through May 31, 2022



83%

of total funds invested within the District benefiting priority populations



5,598

projects, rebates, and vouchers implemented within the District



275,806

MTCO₂e estimated over reduction timeframe

Statewide Co-Benefits



improved air quality



reduced water use



enhanced ecosystems



employment & economic development



greater transit accessibility



dollar savings

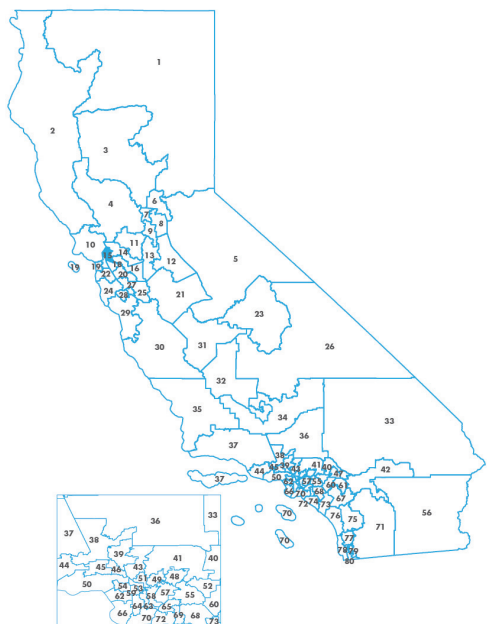
Some projects are not located at a single address, and therefore could be attributable to multiple legislative districts. For projects that physically cross multiple legislative districts (e.g., transit projects), the entire project funding and other benefits are attributed to all relevant districts. For projects that report at the census tract level (e.g., vouchers, rebates, and household installations), the entire project funding and other benefits are attributed to a single district, determined by which district includes the majority of the census tract.



ASSEMBLY DISTRICT 15 SNAPSHOT

Cap-and-Trade Dollars at Work Across California

California Climate Investments is a statewide program that puts billions of Cap-and-Trade dollars to work reducing greenhouse gas emissions, strengthening the economy, and improving public health and the environment, particularly in disadvantaged communities and low-income communities and households, collectively referred to as priority populations.



For an interactive map of investments statewide, visit caclimateinvestments.ca.gov.



\$253.3 million

Cap-and-Trade funds implemented within the District through May 31, 2022



82%

of total funds invested within the District benefiting priority populations



8,926

projects, rebates, and vouchers implemented within the District



744,668

MTCO₂e estimated over reduction timeframe

Statewide Co-Benefits



improved air quality



reduced water use



enhanced ecosystems



employment & economic development



greater transit accessibility



dollar savings

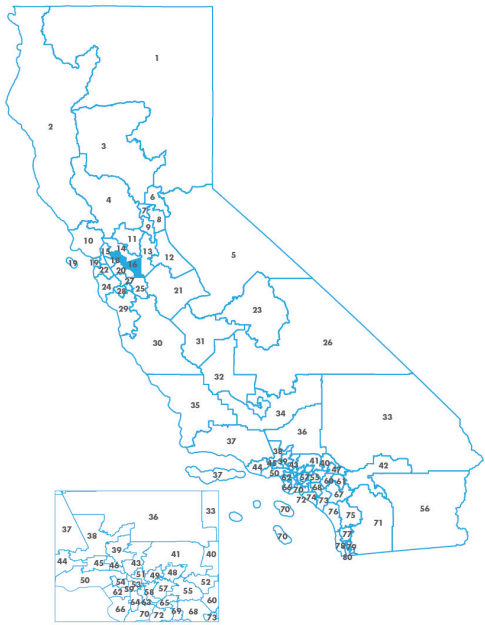
Some projects are not located at a single address, and therefore could be attributable to multiple legislative districts. For projects that physically cross multiple legislative districts (e.g., transit projects), the entire project funding and other benefits are attributed to all relevant districts. For projects that report at the census tract level (e.g., vouchers, rebates, and household installations), the entire project funding and other benefits are attributed to a single district, determined by which district includes the majority of the census tract.



ASSEMBLY DISTRICT 16 SNAPSHOT

Cap-and-Trade Dollars at Work Across California

California Climate Investments is a statewide program that puts billions of Cap-and-Trade dollars to work reducing greenhouse gas emissions, strengthening the economy, and improving public health and the environment, particularly in disadvantaged communities and low-income communities and households, collectively referred to as priority populations.



For an interactive map of investments statewide, visit caclimateinvestments.ca.gov.



\$76.8 million

Cap-and-Trade funds implemented within the District through May 31, 2022



22%

of total funds invested within the District benefiting priority populations



12,998

projects, rebates, and vouchers implemented within the District



364,615

MTCO₂e estimated over reduction timeframe

Statewide Co-Benefits



improved air quality



reduced water use



enhanced ecosystems



employment & economic development



greater transit accessibility



dollar savings

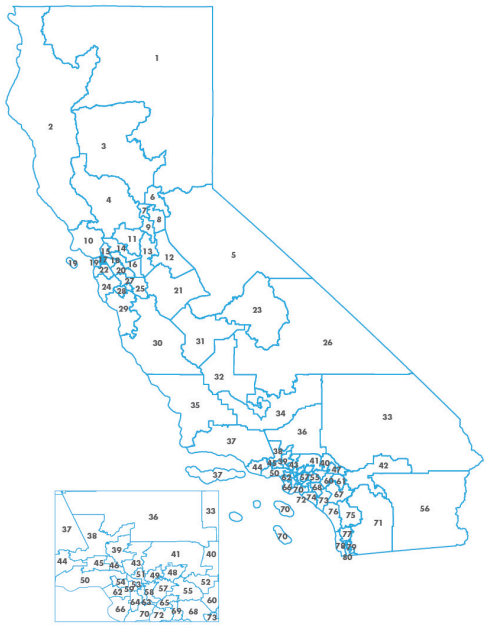
Some projects are not located at a single address, and therefore could be attributable to multiple legislative districts. For projects that physically cross multiple legislative districts (e.g., transit projects), the entire project funding and other benefits are attributed to all relevant districts. For projects that report at the census tract level (e.g., vouchers, rebates, and household installations), the entire project funding and other benefits are attributed to a single district, determined by which district includes the majority of the census tract.



ASSEMBLY DISTRICT 17 SNAPSHOT

Cap-and-Trade Dollars at Work Across California

California Climate Investments is a statewide program that puts billions of Cap-and-Trade dollars to work reducing greenhouse gas emissions, strengthening the economy, and improving public health and the environment, particularly in disadvantaged communities and low-income communities and households, collectively referred to as priority populations.



For an interactive map of investments statewide, visit caclimateinvestments.ca.gov.



\$367.9 million

Cap-and-Trade funds implemented within the District through May 31, 2022



82%

of total funds invested within the District benefiting priority populations



7,345

projects, rebates, and vouchers implemented within the District



4,419,711

MTCO₂e estimated over project lifetimes



High-Speed Rail

High-Speed Rail is also using Cap-and-Trade dollars to electrify Caltrain from San Francisco to San Jose (AD 17, AD 22, AD 24, AD 25, and AD 27).

Statewide Co-Benefits



improved air quality



reduced water use



enhanced ecosystems



employment & economic development



greater transit accessibility



dollar savings

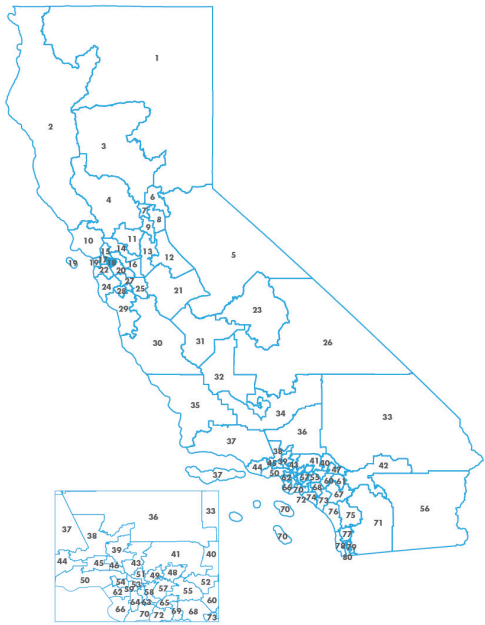
Some projects are not located at a single address, and therefore could be attributable to multiple legislative districts. For projects that physically cross multiple legislative districts (e.g., transit projects), the entire project funding and other benefits are attributed to all relevant districts. For projects that report at the census tract level (e.g., vouchers, rebates, and household installations), the entire project funding and other benefits are attributed to a single district, determined by which district includes the majority of the census tract.



ASSEMBLY DISTRICT 18 SNAPSHOT

Cap-and-Trade Dollars at Work Across California

California Climate Investments is a statewide program that puts billions of Cap-and-Trade dollars to work reducing greenhouse gas emissions, strengthening the economy, and improving public health and the environment, particularly in disadvantaged communities and low-income communities and households, collectively referred to as priority populations.



For an interactive map of investments statewide, visit caclimateinvestments.ca.gov.



\$340.2 million

Cap-and-Trade funds implemented within the District through May 31, 2022



92%

of total funds invested within the District benefiting priority populations



8,535

projects, rebates, and vouchers implemented within the District



1,902,434

MTCO₂e estimated over reduction timeframe

Statewide Co-Benefits



improved
air quality



reduced
water use



enhanced
ecosystems



employment &
economic development



greater transit
accessibility



dollar
savings

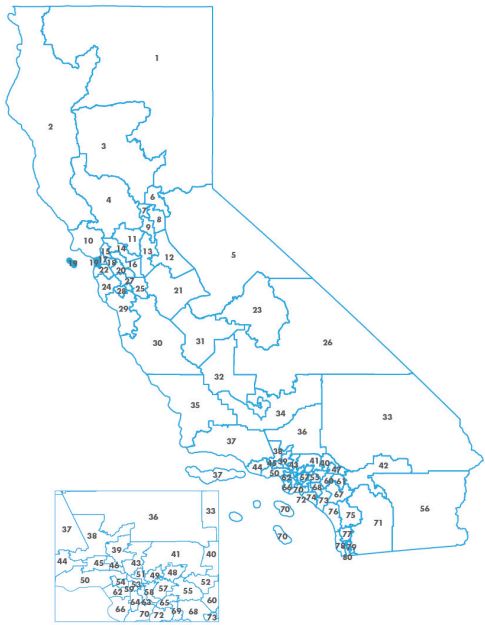
Some projects are not located at a single address, and therefore could be attributable to multiple legislative districts. For projects that physically cross multiple legislative districts (e.g., transit projects), the entire project funding and other benefits are attributed to all relevant districts. For projects that report at the census tract level (e.g., vouchers, rebates, and household installations), the entire project funding and other benefits are attributed to a single district, determined by which district includes the majority of the census tract.



ASSEMBLY DISTRICT 19 SNAPSHOT

Cap-and-Trade Dollars at Work Across California

California Climate Investments is a statewide program that puts billions of Cap-and-Trade dollars to work reducing greenhouse gas emissions, strengthening the economy, and improving public health and the environment, particularly in disadvantaged communities and low-income communities and households, collectively referred to as priority populations.



For an interactive map of investments statewide, visit caclimateinvestments.ca.gov.



\$153.3 million

Cap-and-Trade funds implemented within the District through May 31, 2022



92%

of total funds invested within the District benefiting priority populations



5,644

projects, rebates, and vouchers implemented within the District



707,032

MTCO₂e estimated over reduction timeframe

Statewide Co-Benefits



improved air quality



reduced water use



enhanced ecosystems



employment & economic development



greater transit accessibility



dollar savings

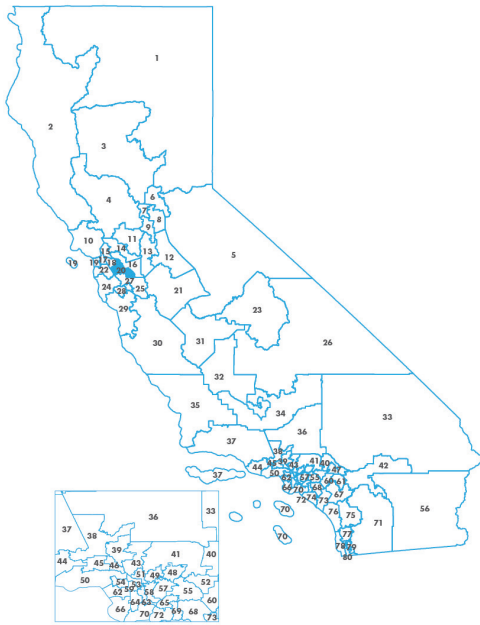
Some projects are not located at a single address, and therefore could be attributable to multiple legislative districts. For projects that physically cross multiple legislative districts (e.g., transit projects), the entire project funding and other benefits are attributed to all relevant districts. For projects that report at the census tract level (e.g., vouchers, rebates, and household installations), the entire project funding and other benefits are attributed to a single district, determined by which district includes the majority of the census tract.



ASSEMBLY DISTRICT 20 SNAPSHOT

Cap-and-Trade Dollars at Work Across California

California Climate Investments is a statewide program that puts billions of Cap-and-Trade dollars to work reducing greenhouse gas emissions, strengthening the economy, and improving public health and the environment, particularly in disadvantaged communities and low-income communities and households, collectively referred to as priority populations.



For an interactive map of investments statewide, visit caclimateinvestments.ca.gov.



\$85.7 million

Cap-and-Trade funds implemented within the District through May 31, 2022



73%

of total funds invested within the District benefiting priority populations



11,566

projects, rebates, and vouchers implemented within the District



402,667

MTCO₂e estimated over reduction timeframe

Statewide Co-Benefits



improved
air quality



reduced
water use



enhanced
ecosystems



employment &
economic development



greater transit
accessibility



dollar
savings

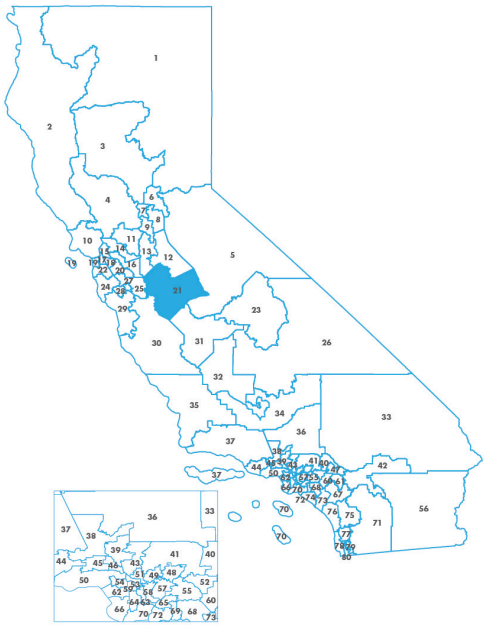
Some projects are not located at a single address, and therefore could be attributable to multiple legislative districts. For projects that physically cross multiple legislative districts (e.g., transit projects), the entire project funding and other benefits are attributed to all relevant districts. For projects that report at the census tract level (e.g., vouchers, rebates, and household installations), the entire project funding and other benefits are attributed to a single district, determined by which district includes the majority of the census tract.




ASSEMBLY DISTRICT 21 SNAPSHOT


Cap-and-Trade Dollars at Work Across California


California Climate Investments is a statewide program that puts billions of Cap-and-Trade dollars to work reducing greenhouse gas emissions, strengthening the economy, and improving public health and the environment, particularly in disadvantaged communities and low-income communities and households, collectively referred to as priority populations.




For an interactive map of investments statewide, visit caclimateinvestments.ca.gov.

- 

\$327.6 million
Cap-and-Trade funds implemented within the District through May 31, 2022
- 

80%
of total funds invested within the District benefiting priority populations
- 

27,930
projects, rebates, and vouchers implemented within the District
- 

4,490,785
MTCO₂e estimated over reduction timeframe

Statewide Co-Benefits



improved air quality



reduced water use



enhanced ecosystems



employment & economic development



greater transit accessibility



dollar savings

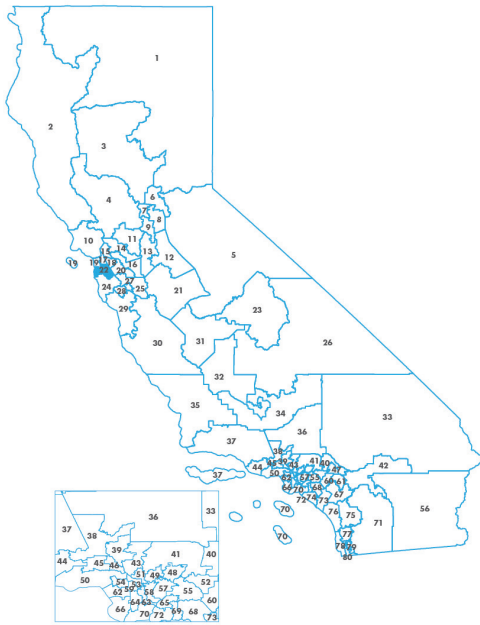
Some projects are not located at a single address, and therefore could be attributable to multiple legislative districts. For projects that physically cross multiple legislative districts (e.g., transit projects), the entire project funding and other benefits are attributed to all relevant districts. For projects that report at the census tract level (e.g., vouchers, rebates, and household installations), the entire project funding and other benefits are attributed to a single district, determined by which district includes the majority of the census tract.



ASSEMBLY DISTRICT 22 SNAPSHOT

Cap-and-Trade Dollars at Work Across California

California Climate Investments is a statewide program that puts billions of Cap-and-Trade dollars to work reducing greenhouse gas emissions, strengthening the economy, and improving public health and the environment, particularly in disadvantaged communities and low-income communities and households, collectively referred to as priority populations.



For an interactive map of investments statewide, visit caclimateinvestments.ca.gov.



\$132.8 million

Cap-and-Trade funds implemented within the District through May 31, 2022



76%

of total funds invested within the District benefiting priority populations



9,982

projects, rebates, and vouchers implemented within the District



2,424,198

MTCO₂e estimated over project lifetimes



High-Speed Rail

High-Speed Rail is also using Cap-and-Trade dollars to electrify Caltrain from San Francisco to San Jose (AD 17, AD 22, AD 24, AD 25, and AD 27) and for grade separation in San Mateo.

Statewide Co-Benefits



improved air quality



reduced water use



enhanced ecosystems



employment & economic development



greater transit accessibility



dollar savings

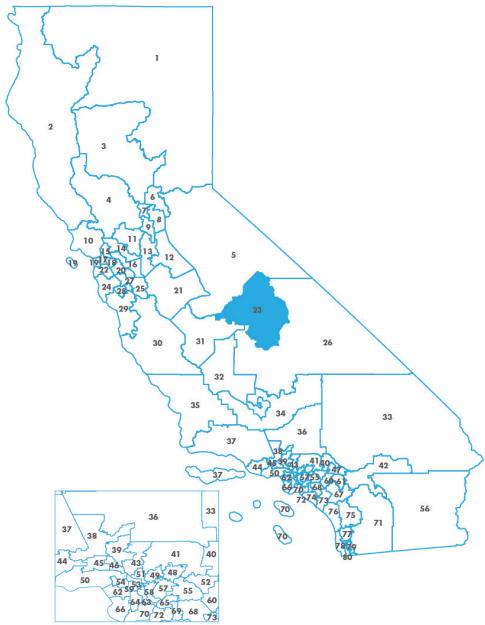
Some projects are not located at a single address, and therefore could be attributable to multiple legislative districts. For projects that physically cross multiple legislative districts (e.g., transit projects), the entire project funding and other benefits are attributed to all relevant districts. For projects that report at the census tract level (e.g., vouchers, rebates, and household installations), the entire project funding and other benefits are attributed to a single district, determined by which district includes the majority of the census tract.



ASSEMBLY DISTRICT 23 SNAPSHOT

Cap-and-Trade Dollars at Work Across California

California Climate Investments is a statewide program that puts billions of Cap-and-Trade dollars to work reducing greenhouse gas emissions, strengthening the economy, and improving public health and the environment, particularly in disadvantaged communities and low-income communities and households, collectively referred to as priority populations.



For an interactive map of investments statewide, visit caclimateinvestments.ca.gov.



\$168.6 million

Cap-and-Trade funds implemented within the District through May 31, 2022



56%

of total funds invested within the District benefiting priority populations



8,119

projects, rebates, and vouchers implemented within the District



330,067

MTCO₂e estimated over reduction timeframe in addition to an expected 102 MMTCO₂e of reductions attributable to High-Speed Rail



\$3.589 billion for High-Speed Rail

Statewide Co-Benefits



improved air quality



reduced water use



enhanced ecosystems



employment & economic development



greater transit accessibility



dollar savings

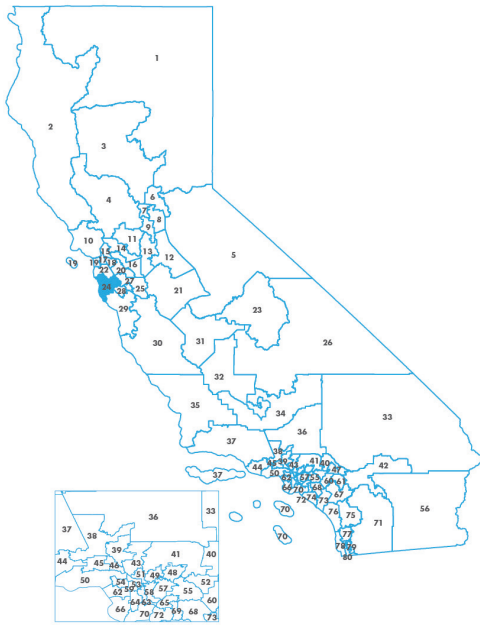
Some projects are not located at a single address, and therefore could be attributable to multiple legislative districts. For projects that physically cross multiple legislative districts (e.g., transit projects), the entire project funding and other benefits are attributed to all relevant districts. For projects that report at the census tract level (e.g., vouchers, rebates, and household installations), the entire project funding and other benefits are attributed to a single district, determined by which district includes the majority of the census tract.




ASSEMBLY DISTRICT 24 SNAPSHOT


Cap-and-Trade Dollars at Work Across California


California Climate Investments is a statewide program that puts billions of Cap-and-Trade dollars to work reducing greenhouse gas emissions, strengthening the economy, and improving public health and the environment, particularly in disadvantaged communities and low-income communities and households, collectively referred to as priority populations.





For an interactive map of investments statewide, visit caclimateinvestments.ca.gov.

- 

\$138 million
Cap-and-Trade funds implemented within the District through May 31, 2022
- 

70%
of total funds invested within the District benefiting priority populations
- 

13,936
projects, rebates, and vouchers implemented within the District
- 

2,483,999
MTCO₂e estimated over reduction timeframe in addition to an expected 102 MMTCO₂e of reductions attributable to High-Speed Rail
- 

\$3.589 billion for High-Speed Rail

Statewide Co-Benefits



improved air quality



reduced water use



enhanced ecosystems



employment & economic development



greater transit accessibility



dollar savings

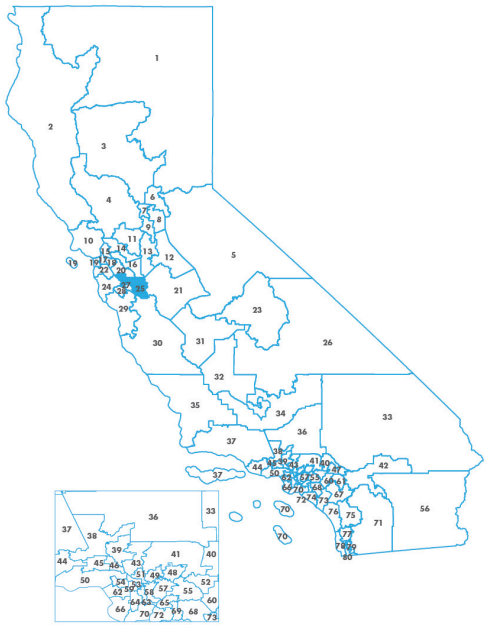
Some projects are not located at a single address, and therefore could be attributable to multiple legislative districts. For projects that physically cross multiple legislative districts (e.g., transit projects), the entire project funding and other benefits are attributed to all relevant districts. For projects that report at the census tract level (e.g., vouchers, rebates, and household installations), the entire project funding and other benefits are attributed to a single district, determined by which district includes the majority of the census tract.



ASSEMBLY DISTRICT 25 SNAPSHOT

Cap-and-Trade Dollars at Work Across California

California Climate Investments is a statewide program that puts billions of Cap-and-Trade dollars to work reducing greenhouse gas emissions, strengthening the economy, and improving public health and the environment, particularly in disadvantaged communities and low-income communities and households, collectively referred to as priority populations.



For an interactive map of investments statewide, visit caclimateinvestments.ca.gov.



\$119.8 million

Cap-and-Trade funds implemented within the District through May 31, 2022



65%

of total funds invested within the District benefiting priority populations



19,590

projects, rebates, and vouchers implemented within the District



3,601,238

MTCO₂e estimated over project lifetimes



High-Speed Rail

High-Speed Rail is also using Cap-and-Trade dollars to electrify Caltrain from San Francisco to San Jose (AD 17, AD 22, AD 24, AD 25, and AD 27).

Statewide Co-Benefits



improved air quality



reduced water use



enhanced ecosystems



employment & economic development



greater transit accessibility



dollar savings

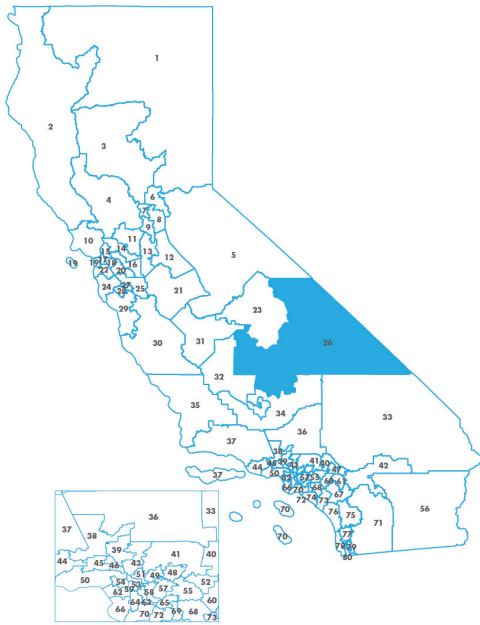
Some projects are not located at a single address, and therefore could be attributable to multiple legislative districts. For projects that physically cross multiple legislative districts (e.g., transit projects), the entire project funding and other benefits are attributed to all relevant districts. For projects that report at the census tract level (e.g., vouchers, rebates, and household installations), the entire project funding and other benefits are attributed to a single district, determined by which district includes the majority of the census tract.



ASSEMBLY DISTRICT 26 SNAPSHOT

Cap-and-Trade Dollars at Work Across California

California Climate Investments is a statewide program that puts billions of Cap-and-Trade dollars to work reducing greenhouse gas emissions, strengthening the economy, and improving public health and the environment, particularly in disadvantaged communities and low-income communities and households, collectively referred to as priority populations.



For an interactive map of investments statewide, visit caclimateinvestments.ca.gov.



\$269.7 million

Cap-and-Trade funds implemented within the District through May 31, 2022



86%

of total funds invested within the District benefiting priority populations



7,032

projects, rebates, and vouchers implemented within the District



9,582,379

MTCO₂e estimated over reduction timeframe

Statewide Co-Benefits



improved
air quality



reduced
water use



enhanced
ecosystems



employment &
economic development



greater transit
accessibility



dollar
savings

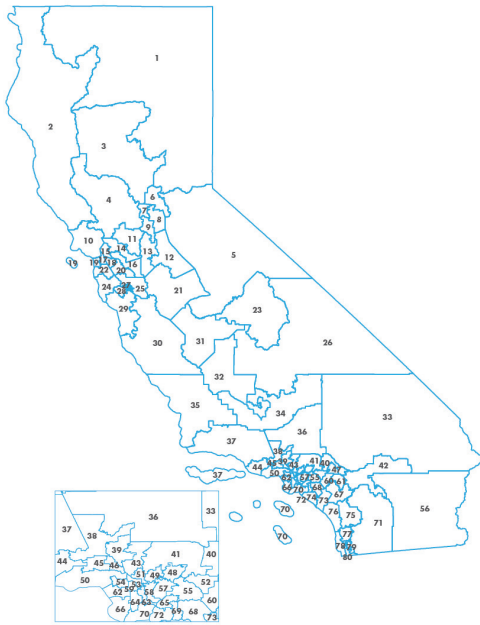
Some projects are not located at a single address, and therefore could be attributable to multiple legislative districts. For projects that physically cross multiple legislative districts (e.g., transit projects), the entire project funding and other benefits are attributed to all relevant districts. For projects that report at the census tract level (e.g., vouchers, rebates, and household installations), the entire project funding and other benefits are attributed to a single district, determined by which district includes the majority of the census tract.



ASSEMBLY DISTRICT 27 SNAPSHOT

Cap-and-Trade Dollars at Work Across California

California Climate Investments is a statewide program that puts billions of Cap-and-Trade dollars to work reducing greenhouse gas emissions, strengthening the economy, and improving public health and the environment, particularly in disadvantaged communities and low-income communities and households, collectively referred to as priority populations.



For an interactive map of investments statewide, visit caclimateinvestments.ca.gov.



\$149.3 million

Cap-and-Trade funds implemented within the District through May 31, 2022



83%

of total funds invested within the District benefiting priority populations



14,355

projects, rebates, and vouchers implemented within the District



3,189,583

MTCO₂e estimated over project lifetimes



High-Speed Rail

High-Speed Rail is also using Cap-and-Trade dollars to electrify Caltrain from San Francisco to San Jose (AD 17, AD 22, AD 24, AD 25, and AD 27).

Statewide Co-Benefits



improved air quality



reduced water use



enhanced ecosystems



employment & economic development



greater transit accessibility



dollar savings

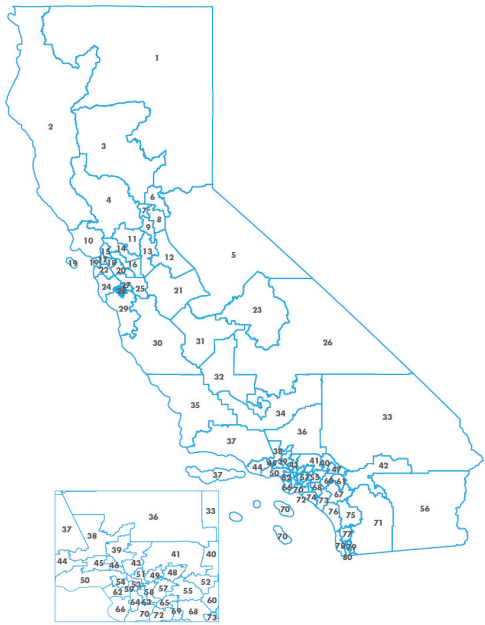
Some projects are not located at a single address, and therefore could be attributable to multiple legislative districts. For projects that physically cross multiple legislative districts (e.g., transit projects), the entire project funding and other benefits are attributed to all relevant districts. For projects that report at the census tract level (e.g., vouchers, rebates, and household installations), the entire project funding and other benefits are attributed to a single district, determined by which district includes the majority of the census tract.



ASSEMBLY DISTRICT 28 SNAPSHOT

Cap-and-Trade Dollars at Work Across California

California Climate Investments is a statewide program that puts billions of Cap-and-Trade dollars to work reducing greenhouse gas emissions, strengthening the economy, and improving public health and the environment, particularly in disadvantaged communities and low-income communities and households, collectively referred to as priority populations.



For an interactive map of investments statewide, visit caclimateinvestments.ca.gov.



\$918.6 million

Cap-and-Trade funds implemented within the District through May 31, 2022



45%

of total funds invested within the District benefiting priority populations



15,820

projects, rebates, and vouchers implemented within the District



1,124,477

MTCO₂e estimated over reduction timeframe

Statewide Co-Benefits



improved air quality



reduced water use



enhanced ecosystems



employment & economic development



greater transit accessibility



dollar savings

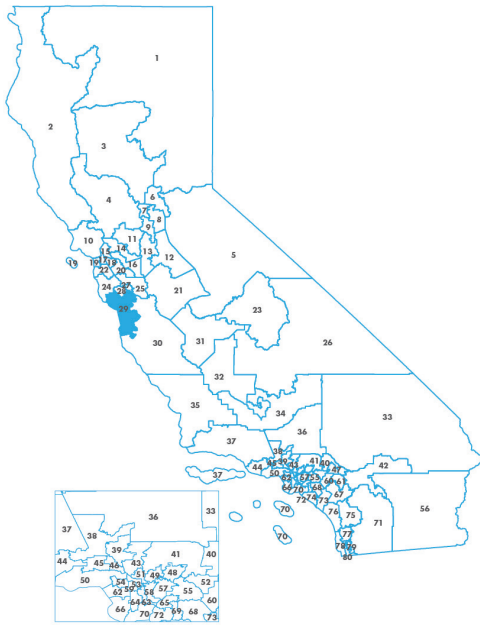
Some projects are not located at a single address, and therefore could be attributable to multiple legislative districts. For projects that physically cross multiple legislative districts (e.g., transit projects), the entire project funding and other benefits are attributed to all relevant districts. For projects that report at the census tract level (e.g., vouchers, rebates, and household installations), the entire project funding and other benefits are attributed to a single district, determined by which district includes the majority of the census tract.



ASSEMBLY DISTRICT 29 SNAPSHOT

Cap-and-Trade Dollars at Work Across California

California Climate Investments is a statewide program that puts billions of Cap-and-Trade dollars to work reducing greenhouse gas emissions, strengthening the economy, and improving public health and the environment, particularly in disadvantaged communities and low-income communities and households, collectively referred to as priority populations.



For an interactive map of investments statewide, visit caclimateinvestments.ca.gov.



\$105.3 million

Cap-and-Trade funds implemented within the District through May 31, 2022



51%

of total funds invested within the District benefiting priority populations



10,239

projects, rebates, and vouchers implemented within the District



2,542,370

MTCO₂e estimated over reduction timeframe

Statewide Co-Benefits



improved air quality



reduced water use



enhanced ecosystems



employment & economic development



greater transit accessibility



dollar savings

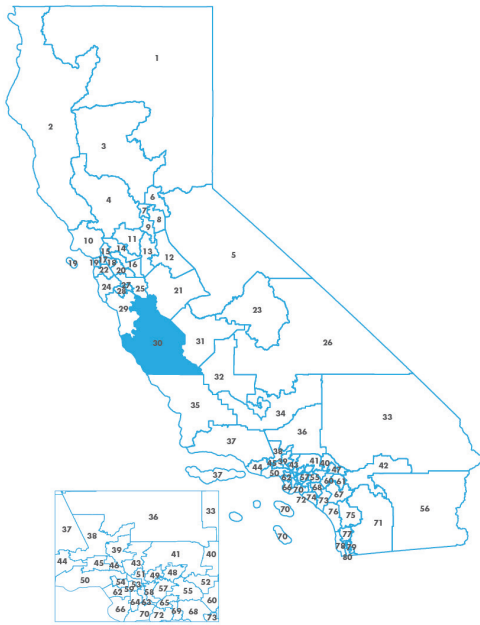
Some projects are not located at a single address, and therefore could be attributable to multiple legislative districts. For projects that physically cross multiple legislative districts (e.g., transit projects), the entire project funding and other benefits are attributed to all relevant districts. For projects that report at the census tract level (e.g., vouchers, rebates, and household installations), the entire project funding and other benefits are attributed to a single district, determined by which district includes the majority of the census tract.



ASSEMBLY DISTRICT 30 SNAPSHOT

Cap-and-Trade Dollars at Work Across California

California Climate Investments is a statewide program that puts billions of Cap-and-Trade dollars to work reducing greenhouse gas emissions, strengthening the economy, and improving public health and the environment, particularly in disadvantaged communities and low-income communities and households, collectively referred to as priority populations.



For an interactive map of investments statewide, visit caclimateinvestments.ca.gov.



\$128.3 million

Cap-and-Trade funds implemented within the District through May 31, 2022



71%

of total funds invested within the District benefiting priority populations



8,640

projects, rebates, and vouchers implemented within the District



3,044,770

MTCO₂e estimated over reduction timeframe

Statewide Co-Benefits



improved air quality



reduced water use



enhanced ecosystems



employment & economic development



greater transit accessibility



dollar savings

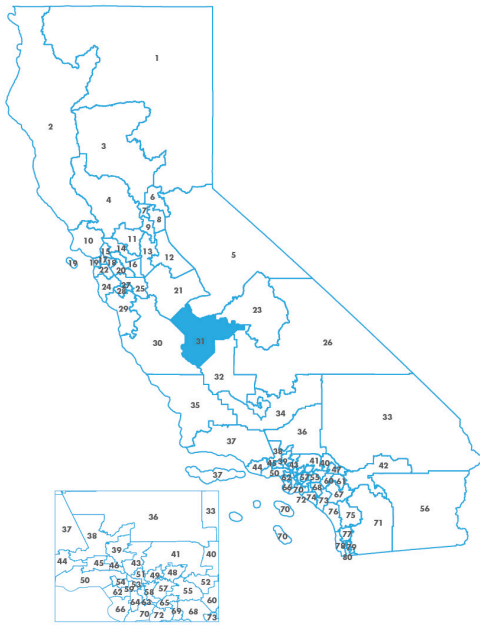
Some projects are not located at a single address, and therefore could be attributable to multiple legislative districts. For projects that physically cross multiple legislative districts (e.g., transit projects), the entire project funding and other benefits are attributed to all relevant districts. For projects that report at the census tract level (e.g., vouchers, rebates, and household installations), the entire project funding and other benefits are attributed to a single district, determined by which district includes the majority of the census tract.



ASSEMBLY DISTRICT 31 SNAPSHOT

Cap-and-Trade Dollars at Work Across California

California Climate Investments is a statewide program that puts billions of Cap-and-Trade dollars to work reducing greenhouse gas emissions, strengthening the economy, and improving public health and the environment, particularly in disadvantaged communities and low-income communities and households, collectively referred to as priority populations.



For an interactive map of investments statewide, visit caclimateinvestments.ca.gov.



\$358.7 million

Cap-and-Trade funds implemented within the District through May 31, 2022



96%

of total funds invested within the District benefiting priority populations



6,983

projects, rebates, and vouchers implemented within the District



2,592,488

MTCO₂e estimated over reduction timeframe in addition to an expected 102 MMTCO₂e of reductions attributable to High-Speed Rail



\$3.589 billion for High-Speed Rail

Statewide Co-Benefits



improved air quality



reduced water use



enhanced ecosystems



employment & economic development



greater transit accessibility



dollar savings

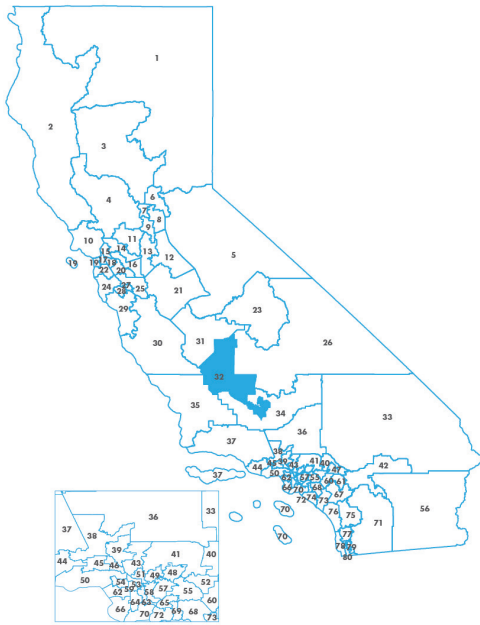
Some projects are not located at a single address, and therefore could be attributable to multiple legislative districts. For projects that physically cross multiple legislative districts (e.g., transit projects), the entire project funding and other benefits are attributed to all relevant districts. For projects that report at the census tract level (e.g., vouchers, rebates, and household installations), the entire project funding and other benefits are attributed to a single district, determined by which district includes the majority of the census tract.



ASSEMBLY DISTRICT 32 SNAPSHOT

Cap-and-Trade Dollars at Work Across California

California Climate Investments is a statewide program that puts billions of Cap-and-Trade dollars to work reducing greenhouse gas emissions, strengthening the economy, and improving public health and the environment, particularly in disadvantaged communities and low-income communities and households, collectively referred to as priority populations.



For an interactive map of investments statewide, visit caclimateinvestments.ca.gov.



\$217.2 million

Cap-and-Trade funds implemented within the District through May 31, 2022



70%

of total funds invested within the District benefiting priority populations



7,051

projects, rebates, and vouchers implemented within the District



7,384,897

MTCO₂e estimated over reduction timeframe in addition to an expected 102 MMTCO₂e of reductions attributable to High-Speed Rail



\$3.589 billion for High-Speed Rail

Statewide Co-Benefits



improved air quality



reduced water use



enhanced ecosystems



employment & economic development



greater transit accessibility



dollar savings

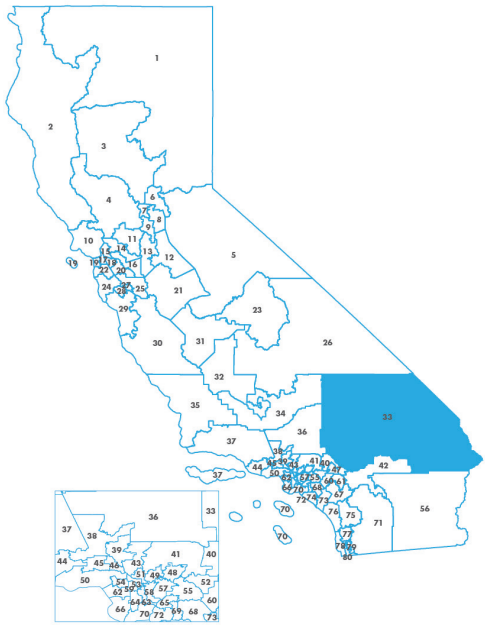
Some projects are not located at a single address, and therefore could be attributable to multiple legislative districts. For projects that physically cross multiple legislative districts (e.g., transit projects), the entire project funding and other benefits are attributed to all relevant districts. For projects that report at the census tract level (e.g., vouchers, rebates, and household installations), the entire project funding and other benefits are attributed to a single district, determined by which district includes the majority of the census tract.



ASSEMBLY DISTRICT 33 SNAPSHOT

Cap-and-Trade Dollars at Work Across California

California Climate Investments is a statewide program that puts billions of Cap-and-Trade dollars to work reducing greenhouse gas emissions, strengthening the economy, and improving public health and the environment, particularly in disadvantaged communities and low-income communities and households, collectively referred to as priority populations.



For an interactive map of investments statewide, visit caclimateinvestments.ca.gov.



\$61.8 million

Cap-and-Trade funds implemented within the District through May 31, 2022



84%

of total funds invested within the District benefiting priority populations



1,279

projects, rebates, and vouchers implemented within the District



447,136

MTCO₂e estimated over reduction timeframe

Statewide Co-Benefits



improved air quality



reduced water use



enhanced ecosystems



employment & economic development



greater transit accessibility



dollar savings

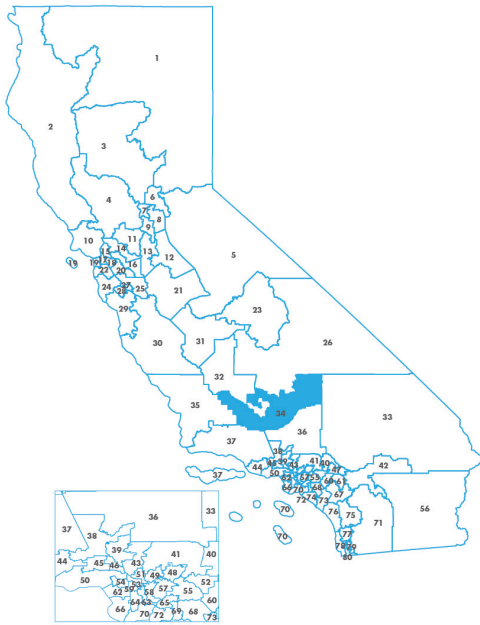
Some projects are not located at a single address, and therefore could be attributable to multiple legislative districts. For projects that physically cross multiple legislative districts (e.g., transit projects), the entire project funding and other benefits are attributed to all relevant districts. For projects that report at the census tract level (e.g., vouchers, rebates, and household installations), the entire project funding and other benefits are attributed to a single district, determined by which district includes the majority of the census tract.



ASSEMBLY DISTRICT 34 SNAPSHOT

Cap-and-Trade Dollars at Work Across California

California Climate Investments is a statewide program that puts billions of Cap-and-Trade dollars to work reducing greenhouse gas emissions, strengthening the economy, and improving public health and the environment, particularly in disadvantaged communities and low-income communities and households, collectively referred to as priority populations.



For an interactive map of investments statewide, visit caclimateinvestments.ca.gov.



\$85.5 million

Cap-and-Trade funds implemented within the District through May 31, 2022



63%

of total funds invested within the District benefiting priority populations



4,906

projects, rebates, and vouchers implemented within the District



346,576

MTCO₂e estimated over reduction timeframe

Statewide Co-Benefits



improved
air quality



reduced
water use



enhanced
ecosystems



employment &
economic development



greater transit
accessibility



dollar
savings

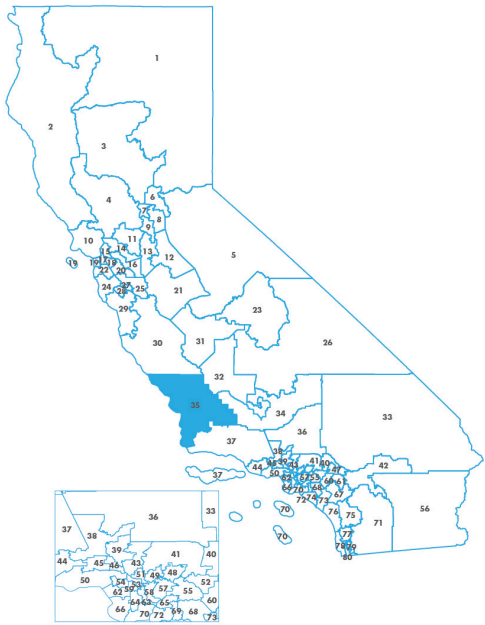
Some projects are not located at a single address, and therefore could be attributable to multiple legislative districts. For projects that physically cross multiple legislative districts (e.g., transit projects), the entire project funding and other benefits are attributed to all relevant districts. For projects that report at the census tract level (e.g., vouchers, rebates, and household installations), the entire project funding and other benefits are attributed to a single district, determined by which district includes the majority of the census tract.



ASSEMBLY DISTRICT 35 SNAPSHOT

Cap-and-Trade Dollars at Work Across California

California Climate Investments is a statewide program that puts billions of Cap-and-Trade dollars to work reducing greenhouse gas emissions, strengthening the economy, and improving public health and the environment, particularly in disadvantaged communities and low-income communities and households, collectively referred to as priority populations.



For an interactive map of investments statewide, visit caclimateinvestments.ca.gov.



\$75.8 million

Cap-and-Trade funds implemented within the District through May 31, 2022



45%

of total funds invested within the District benefiting priority populations



3,317

projects, rebates, and vouchers implemented within the District



1,135,566

MTCO₂e estimated over reduction timeframe

Statewide Co-Benefits



improved air quality



reduced water use



enhanced ecosystems



employment & economic development



greater transit accessibility



dollar savings

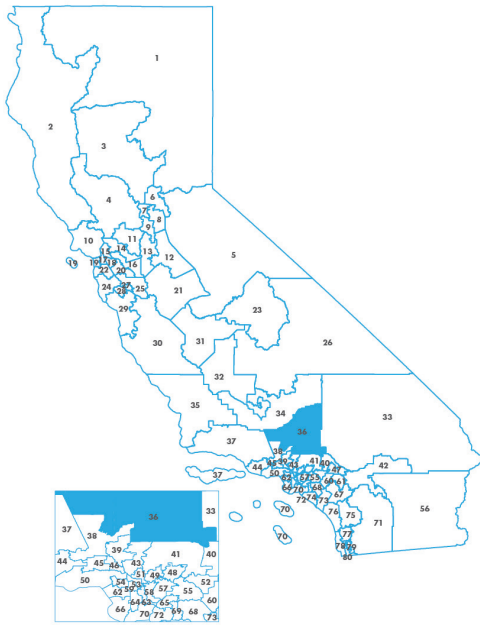
Some projects are not located at a single address, and therefore could be attributable to multiple legislative districts. For projects that physically cross multiple legislative districts (e.g., transit projects), the entire project funding and other benefits are attributed to all relevant districts. For projects that report at the census tract level (e.g., vouchers, rebates, and household installations), the entire project funding and other benefits are attributed to a single district, determined by which district includes the majority of the census tract.



ASSEMBLY DISTRICT 36 SNAPSHOT

Cap-and-Trade Dollars at Work Across California

California Climate Investments is a statewide program that puts billions of Cap-and-Trade dollars to work reducing greenhouse gas emissions, strengthening the economy, and improving public health and the environment, particularly in disadvantaged communities and low-income communities and households, collectively referred to as priority populations.



For an interactive map of investments statewide, visit caclimateinvestments.ca.gov.



\$154.5 million

Cap-and-Trade funds implemented within the District through May 31, 2022



88%

of total funds invested within the District benefiting priority populations



2,470

projects, rebates, and vouchers implemented within the District



925,575

MTCO₂e estimated over reduction timeframe

Statewide Co-Benefits



improved air quality



reduced water use



enhanced ecosystems



employment & economic development



greater transit accessibility



dollar savings

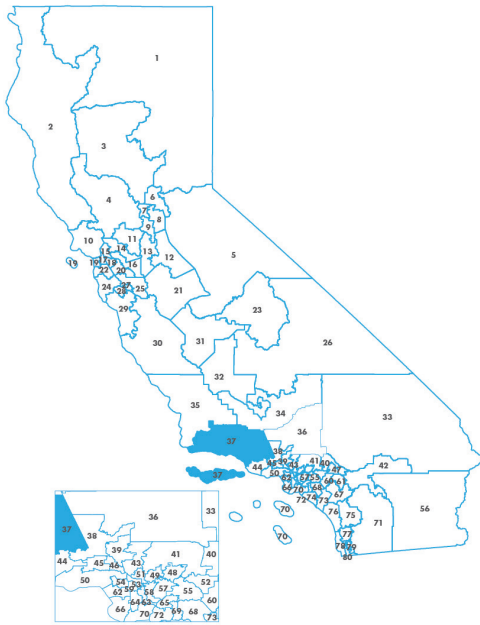
Some projects are not located at a single address, and therefore could be attributable to multiple legislative districts. For projects that physically cross multiple legislative districts (e.g., transit projects), the entire project funding and other benefits are attributed to all relevant districts. For projects that report at the census tract level (e.g., vouchers, rebates, and household installations), the entire project funding and other benefits are attributed to a single district, determined by which district includes the majority of the census tract.



ASSEMBLY DISTRICT 37 SNAPSHOT

Cap-and-Trade Dollars at Work Across California

California Climate Investments is a statewide program that puts billions of Cap-and-Trade dollars to work reducing greenhouse gas emissions, strengthening the economy, and improving public health and the environment, particularly in disadvantaged communities and low-income communities and households, collectively referred to as priority populations.



For an interactive map of investments statewide, visit caclimateinvestments.ca.gov.



\$124.8 million

Cap-and-Trade funds implemented within the District through May 31, 2022



79%

of total funds invested within the District benefiting priority populations



5,000

projects, rebates, and vouchers implemented within the District



431,290

MTCO₂e estimated over reduction timeframe

Statewide Co-Benefits



improved air quality



reduced water use



enhanced ecosystems



employment & economic development



greater transit accessibility



dollar savings

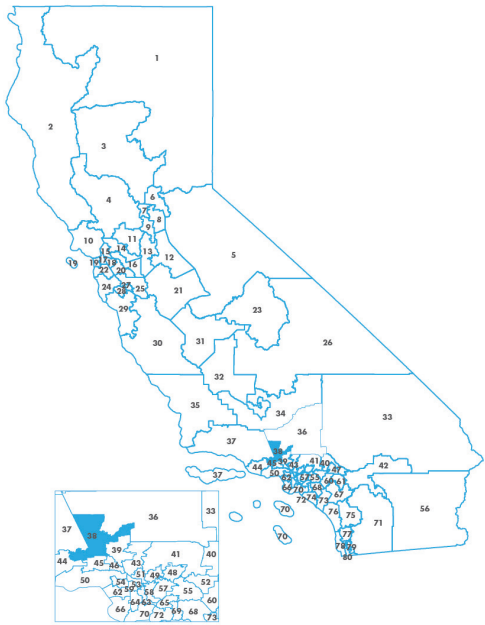
Some projects are not located at a single address, and therefore could be attributable to multiple legislative districts. For projects that physically cross multiple legislative districts (e.g., transit projects), the entire project funding and other benefits are attributed to all relevant districts. For projects that report at the census tract level (e.g., vouchers, rebates, and household installations), the entire project funding and other benefits are attributed to a single district, determined by which district includes the majority of the census tract.



ASSEMBLY DISTRICT 38 SNAPSHOT

Cap-and-Trade Dollars at Work Across California

California Climate Investments is a statewide program that puts billions of Cap-and-Trade dollars to work reducing greenhouse gas emissions, strengthening the economy, and improving public health and the environment, particularly in disadvantaged communities and low-income communities and households, collectively referred to as priority populations.



For an interactive map of investments statewide, visit caclimateinvestments.ca.gov.



\$126.3 million

Cap-and-Trade funds implemented within the District through May 31, 2022



87%

of total funds invested within the District benefiting priority populations



8,520

projects, rebates, and vouchers implemented within the District



809,338

MTCO₂e estimated over reduction timeframe

Statewide Co-Benefits



improved air quality



reduced water use



enhanced ecosystems



employment & economic development



greater transit accessibility



dollar savings

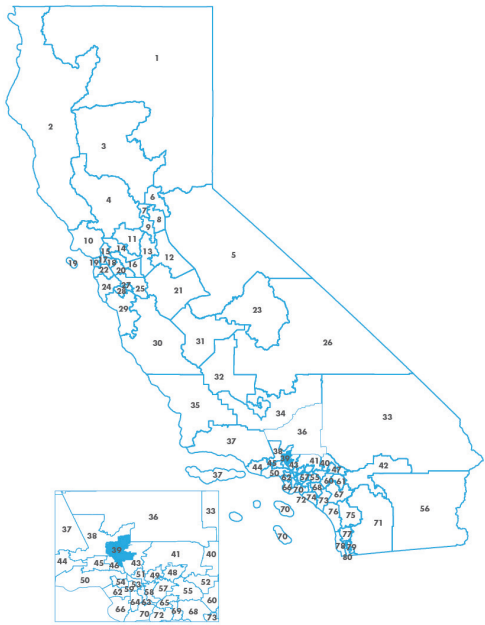
Some projects are not located at a single address, and therefore could be attributable to multiple legislative districts. For projects that physically cross multiple legislative districts (e.g., transit projects), the entire project funding and other benefits are attributed to all relevant districts. For projects that report at the census tract level (e.g., vouchers, rebates, and household installations), the entire project funding and other benefits are attributed to a single district, determined by which district includes the majority of the census tract.



ASSEMBLY DISTRICT 39 SNAPSHOT

Cap-and-Trade Dollars at Work Across California

California Climate Investments is a statewide program that puts billions of Cap-and-Trade dollars to work reducing greenhouse gas emissions, strengthening the economy, and improving public health and the environment, particularly in disadvantaged communities and low-income communities and households, collectively referred to as priority populations.



For an interactive map of investments statewide, visit caclimateinvestments.ca.gov.



\$163.8 million

Cap-and-Trade funds implemented within the District through May 31, 2022



99%

of total funds invested within the District benefiting priority populations



3,650

projects, rebates, and vouchers implemented within the District



906,126

MTCO₂e estimated over reduction timeframe

Statewide Co-Benefits



improved air quality



reduced water use



enhanced ecosystems



employment & economic development



greater transit accessibility



dollar savings

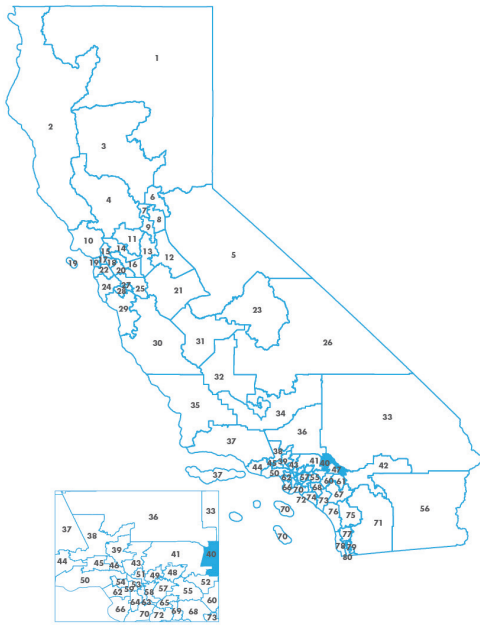
Some projects are not located at a single address, and therefore could be attributable to multiple legislative districts. For projects that physically cross multiple legislative districts (e.g., transit projects), the entire project funding and other benefits are attributed to all relevant districts. For projects that report at the census tract level (e.g., vouchers, rebates, and household installations), the entire project funding and other benefits are attributed to a single district, determined by which district includes the majority of the census tract.



ASSEMBLY DISTRICT 40 SNAPSHOT

Cap-and-Trade Dollars at Work Across California

California Climate Investments is a statewide program that puts billions of Cap-and-Trade dollars to work reducing greenhouse gas emissions, strengthening the economy, and improving public health and the environment, particularly in disadvantaged communities and low-income communities and households, collectively referred to as priority populations.



For an interactive map of investments statewide, visit caclimateinvestments.ca.gov.



\$127 million

Cap-and-Trade funds implemented within the District through May 31, 2022



89%

of total funds invested within the District benefiting priority populations



10,305

projects, rebates, and vouchers implemented within the District



501,302

MTCO₂e estimated over reduction timeframe

Statewide Co-Benefits



improved
air quality



reduced
water use



enhanced
ecosystems



employment &
economic development



greater transit
accessibility



dollar
savings

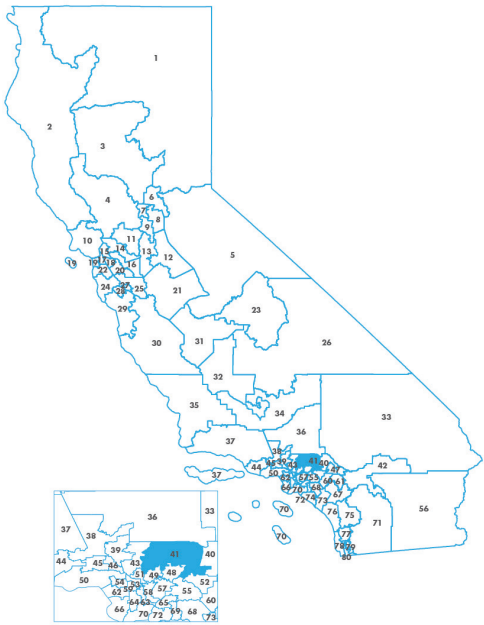
Some projects are not located at a single address, and therefore could be attributable to multiple legislative districts. For projects that physically cross multiple legislative districts (e.g., transit projects), the entire project funding and other benefits are attributed to all relevant districts. For projects that report at the census tract level (e.g., vouchers, rebates, and household installations), the entire project funding and other benefits are attributed to a single district, determined by which district includes the majority of the census tract.



ASSEMBLY DISTRICT 41 SNAPSHOT

Cap-and-Trade Dollars at Work Across California

California Climate Investments is a statewide program that puts billions of Cap-and-Trade dollars to work reducing greenhouse gas emissions, strengthening the economy, and improving public health and the environment, particularly in disadvantaged communities and low-income communities and households, collectively referred to as priority populations.



For an interactive map of investments statewide, visit caclimateinvestments.ca.gov.



\$136.5 million

Cap-and-Trade funds implemented within the District through May 31, 2022



83%

of total funds invested within the District benefiting priority populations



8,470

projects, rebates, and vouchers implemented within the District



483,404

MTCO₂e estimated over reduction timeframe

Statewide Co-Benefits



improved air quality



reduced water use



enhanced ecosystems



employment & economic development



greater transit accessibility



dollar savings

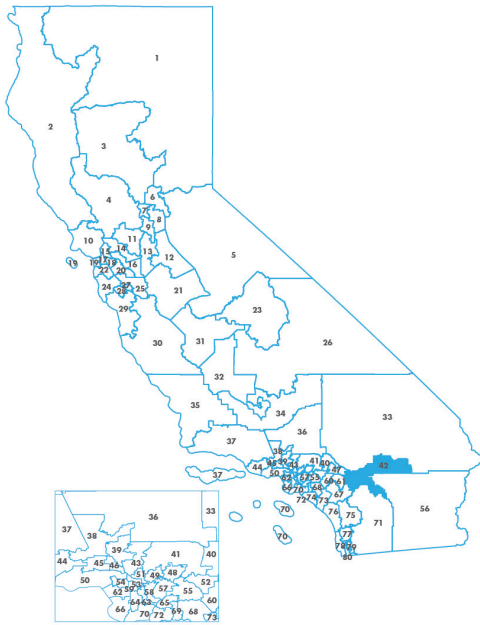
Some projects are not located at a single address, and therefore could be attributable to multiple legislative districts. For projects that physically cross multiple legislative districts (e.g., transit projects), the entire project funding and other benefits are attributed to all relevant districts. For projects that report at the census tract level (e.g., vouchers, rebates, and household installations), the entire project funding and other benefits are attributed to a single district, determined by which district includes the majority of the census tract.



ASSEMBLY DISTRICT 42 SNAPSHOT

Cap-and-Trade Dollars at Work Across California

California Climate Investments is a statewide program that puts billions of Cap-and-Trade dollars to work reducing greenhouse gas emissions, strengthening the economy, and improving public health and the environment, particularly in disadvantaged communities and low-income communities and households, collectively referred to as priority populations.



For an interactive map of investments statewide, visit caclimateinvestments.ca.gov.



\$31.1 million

Cap-and-Trade funds implemented within the District through May 31, 2022



67%

of total funds invested within the District benefiting priority populations



2,802

projects, rebates, and vouchers implemented within the District



12,143

MTCO₂e estimated over reduction timeframe

Statewide Co-Benefits



improved air quality



reduced water use



enhanced ecosystems



employment & economic development



greater transit accessibility



dollar savings

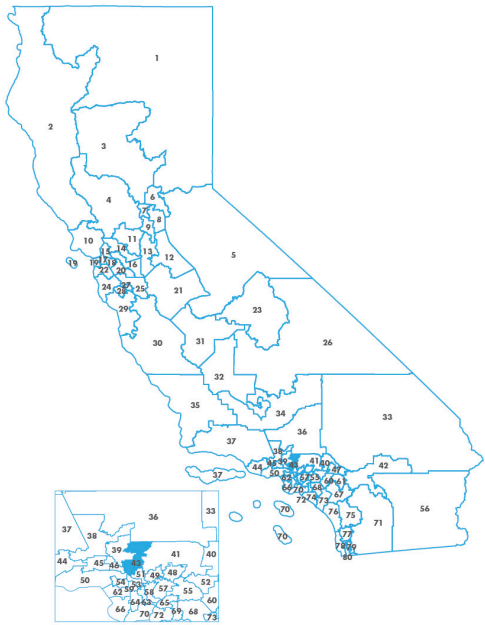
Some projects are not located at a single address, and therefore could be attributable to multiple legislative districts. For projects that physically cross multiple legislative districts (e.g., transit projects), the entire project funding and other benefits are attributed to all relevant districts. For projects that report at the census tract level (e.g., vouchers, rebates, and household installations), the entire project funding and other benefits are attributed to a single district, determined by which district includes the majority of the census tract.



ASSEMBLY DISTRICT 43 SNAPSHOT

Cap-and-Trade Dollars at Work Across California

California Climate Investments is a statewide program that puts billions of Cap-and-Trade dollars to work reducing greenhouse gas emissions, strengthening the economy, and improving public health and the environment, particularly in disadvantaged communities and low-income communities and households, collectively referred to as priority populations.



For an interactive map of investments statewide, visit caclimateinvestments.ca.gov.



\$148.6 million

Cap-and-Trade funds implemented within the District through May 31, 2022



94%

of total funds invested within the District benefiting priority populations



8,397

projects, rebates, and vouchers implemented within the District



887,888

MTCO₂e estimated over reduction timeframe

Statewide Co-Benefits



improved air quality



reduced water use



enhanced ecosystems



employment & economic development



greater transit accessibility



dollar savings

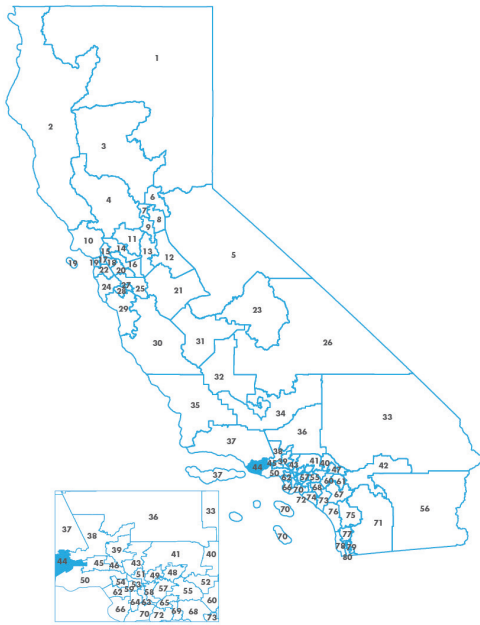
Some projects are not located at a single address, and therefore could be attributable to multiple legislative districts. For projects that physically cross multiple legislative districts (e.g., transit projects), the entire project funding and other benefits are attributed to all relevant districts. For projects that report at the census tract level (e.g., vouchers, rebates, and household installations), the entire project funding and other benefits are attributed to a single district, determined by which district includes the majority of the census tract.



ASSEMBLY DISTRICT 44 SNAPSHOT

Cap-and-Trade Dollars at Work Across California

California Climate Investments is a statewide program that puts billions of Cap-and-Trade dollars to work reducing greenhouse gas emissions, strengthening the economy, and improving public health and the environment, particularly in disadvantaged communities and low-income communities and households, collectively referred to as priority populations.



For an interactive map of investments statewide, visit caclimateinvestments.ca.gov.



\$86.9 million

Cap-and-Trade funds implemented within the District through May 31, 2022



84%

of total funds invested within the District benefiting priority populations



4,853

projects, rebates, and vouchers implemented within the District



354,824

MTCO₂e estimated over reduction timeframe

Statewide Co-Benefits



improved air quality



reduced water use



enhanced ecosystems



employment & economic development



greater transit accessibility



dollar savings

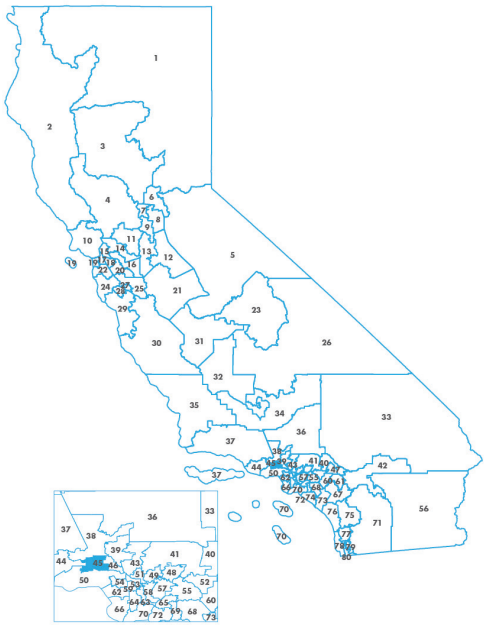
Some projects are not located at a single address, and therefore could be attributable to multiple legislative districts. For projects that physically cross multiple legislative districts (e.g., transit projects), the entire project funding and other benefits are attributed to all relevant districts. For projects that report at the census tract level (e.g., vouchers, rebates, and household installations), the entire project funding and other benefits are attributed to a single district, determined by which district includes the majority of the census tract.



ASSEMBLY DISTRICT 45 SNAPSHOT

Cap-and-Trade Dollars at Work Across California

California Climate Investments is a statewide program that puts billions of Cap-and-Trade dollars to work reducing greenhouse gas emissions, strengthening the economy, and improving public health and the environment, particularly in disadvantaged communities and low-income communities and households, collectively referred to as priority populations.



For an interactive map of investments statewide, visit caclimateinvestments.ca.gov.



\$114.6 million

Cap-and-Trade funds implemented within the District through May 31, 2022



84%

of total funds invested within the District benefiting priority populations



7,328

projects, rebates, and vouchers implemented within the District



676,427

MTCO₂e estimated over reduction timeframe

Statewide Co-Benefits



improved air quality



reduced water use



enhanced ecosystems



employment & economic development



greater transit accessibility



dollar savings

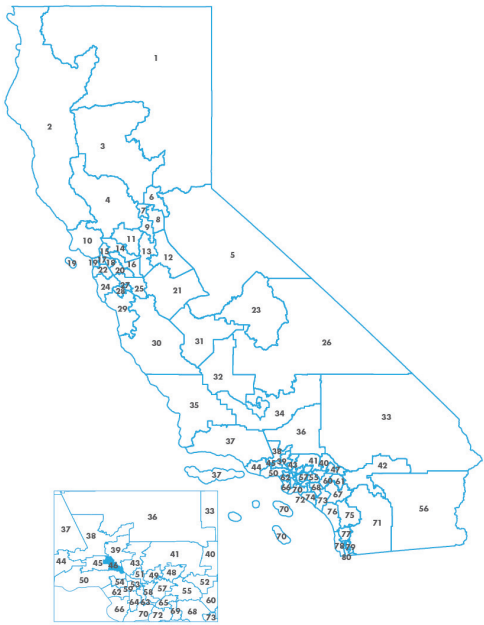
Some projects are not located at a single address, and therefore could be attributable to multiple legislative districts. For projects that physically cross multiple legislative districts (e.g., transit projects), the entire project funding and other benefits are attributed to all relevant districts. For projects that report at the census tract level (e.g., vouchers, rebates, and household installations), the entire project funding and other benefits are attributed to a single district, determined by which district includes the majority of the census tract.



ASSEMBLY DISTRICT 46 SNAPSHOT

Cap-and-Trade Dollars at Work Across California

California Climate Investments is a statewide program that puts billions of Cap-and-Trade dollars to work reducing greenhouse gas emissions, strengthening the economy, and improving public health and the environment, particularly in disadvantaged communities and low-income communities and households, collectively referred to as priority populations.



For an interactive map of investments statewide, visit caclimateinvestments.ca.gov.



\$132.4 million

Cap-and-Trade funds implemented within the District through May 31, 2022



94%

of total funds invested within the District benefiting priority populations



6,697

projects, rebates, and vouchers implemented within the District



699,441

MTCO₂e estimated over reduction timeframe

Statewide Co-Benefits



improved air quality



reduced water use



enhanced ecosystems



employment & economic development



greater transit accessibility



dollar savings

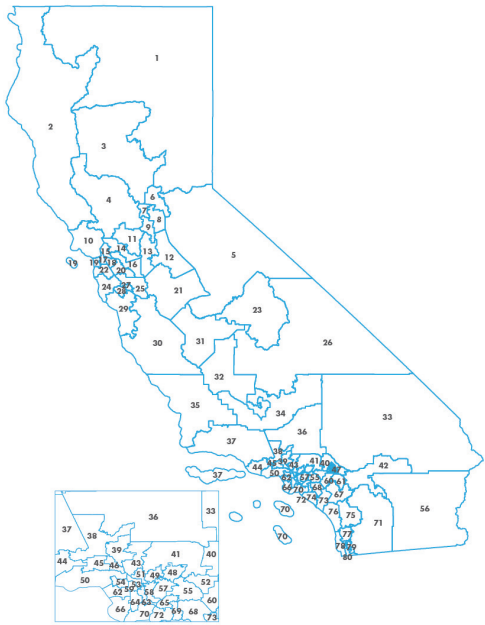
Some projects are not located at a single address, and therefore could be attributable to multiple legislative districts. For projects that physically cross multiple legislative districts (e.g., transit projects), the entire project funding and other benefits are attributed to all relevant districts. For projects that report at the census tract level (e.g., vouchers, rebates, and household installations), the entire project funding and other benefits are attributed to a single district, determined by which district includes the majority of the census tract.



ASSEMBLY DISTRICT 47 SNAPSHOT

Cap-and-Trade Dollars at Work Across California

California Climate Investments is a statewide program that puts billions of Cap-and-Trade dollars to work reducing greenhouse gas emissions, strengthening the economy, and improving public health and the environment, particularly in disadvantaged communities and low-income communities and households, collectively referred to as priority populations.



For an interactive map of investments statewide, visit caclimateinvestments.ca.gov.



\$188.5 million

Cap-and-Trade funds implemented within the District through May 31, 2022



98%

of total funds invested within the District benefiting priority populations



3,171

projects, rebates, and vouchers implemented within the District



1,026,489

MTCO₂e estimated over reduction timeframe

Statewide Co-Benefits



improved air quality



reduced water use



enhanced ecosystems



employment & economic development



greater transit accessibility



dollar savings

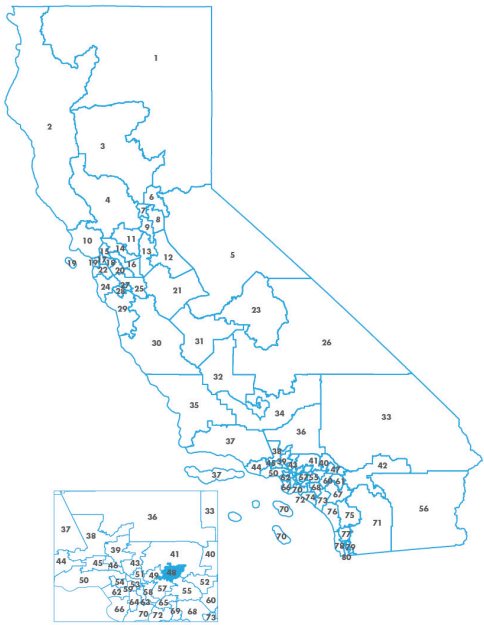
Some projects are not located at a single address, and therefore could be attributable to multiple legislative districts. For projects that physically cross multiple legislative districts (e.g., transit projects), the entire project funding and other benefits are attributed to all relevant districts. For projects that report at the census tract level (e.g., vouchers, rebates, and household installations), the entire project funding and other benefits are attributed to a single district, determined by which district includes the majority of the census tract.



ASSEMBLY DISTRICT 48 SNAPSHOT

Cap-and-Trade Dollars at Work Across California

California Climate Investments is a statewide program that puts billions of Cap-and-Trade dollars to work reducing greenhouse gas emissions, strengthening the economy, and improving public health and the environment, particularly in disadvantaged communities and low-income communities and households, collectively referred to as priority populations.



For an interactive map of investments statewide, visit caclimateinvestments.ca.gov.



\$178.5 million

Cap-and-Trade funds implemented within the District through May 31, 2022



95%

of total funds invested within the District benefiting priority populations



5,290

projects, rebates, and vouchers implemented within the District



553,131

MTCO₂e estimated over reduction timeframe

Statewide Co-Benefits



improved
air quality



reduced
water use



enhanced
ecosystems



employment &
economic development



greater transit
accessibility



dollar
savings

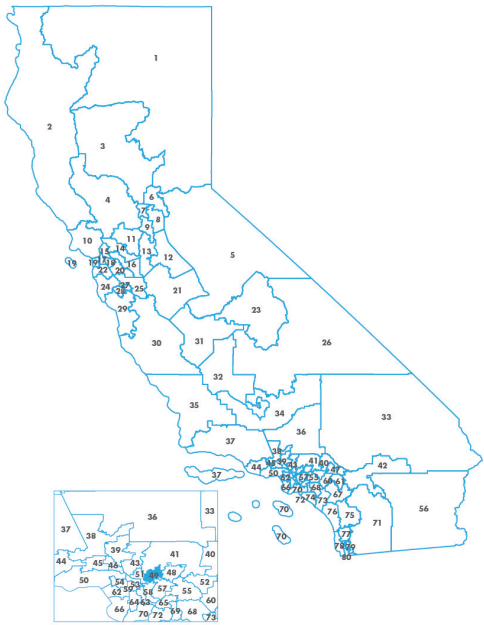
Some projects are not located at a single address, and therefore could be attributable to multiple legislative districts. For projects that physically cross multiple legislative districts (e.g., transit projects), the entire project funding and other benefits are attributed to all relevant districts. For projects that report at the census tract level (e.g., vouchers, rebates, and household installations), the entire project funding and other benefits are attributed to a single district, determined by which district includes the majority of the census tract.



ASSEMBLY DISTRICT 49 SNAPSHOT

Cap-and-Trade Dollars at Work Across California

California Climate Investments is a statewide program that puts billions of Cap-and-Trade dollars to work reducing greenhouse gas emissions, strengthening the economy, and improving public health and the environment, particularly in disadvantaged communities and low-income communities and households, collectively referred to as priority populations.



For an interactive map of investments statewide, visit caclimateinvestments.ca.gov.



\$125.3 million

Cap-and-Trade funds implemented within the District through May 31, 2022



94%

of total funds invested within the District benefiting priority populations



11,261

projects, rebates, and vouchers implemented within the District



425,102

MTCO₂e estimated over reduction timeframe

Statewide Co-Benefits



improved air quality



reduced water use



enhanced ecosystems



employment & economic development



greater transit accessibility



dollar savings

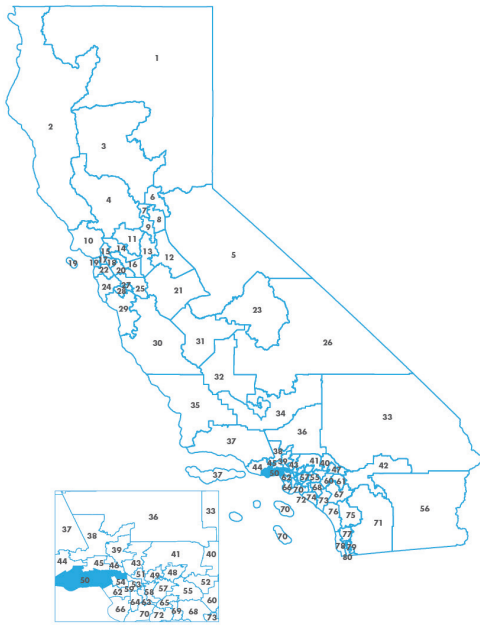
Some projects are not located at a single address, and therefore could be attributable to multiple legislative districts. For projects that physically cross multiple legislative districts (e.g., transit projects), the entire project funding and other benefits are attributed to all relevant districts. For projects that report at the census tract level (e.g., vouchers, rebates, and household installations), the entire project funding and other benefits are attributed to a single district, determined by which district includes the majority of the census tract.



ASSEMBLY DISTRICT 50 SNAPSHOT

Cap-and-Trade Dollars at Work Across California

California Climate Investments is a statewide program that puts billions of Cap-and-Trade dollars to work reducing greenhouse gas emissions, strengthening the economy, and improving public health and the environment, particularly in disadvantaged communities and low-income communities and households, collectively referred to as priority populations.



For an interactive map of investments statewide, visit caclimateinvestments.ca.gov.



\$138.7 million

Cap-and-Trade funds implemented within the District through May 31, 2022



83%

of total funds invested within the District benefiting priority populations



11,204

projects, rebates, and vouchers implemented within the District



684,531

MTCO₂e estimated over reduction timeframe

Statewide Co-Benefits



improved air quality



reduced water use



enhanced ecosystems



employment & economic development



greater transit accessibility



dollar savings

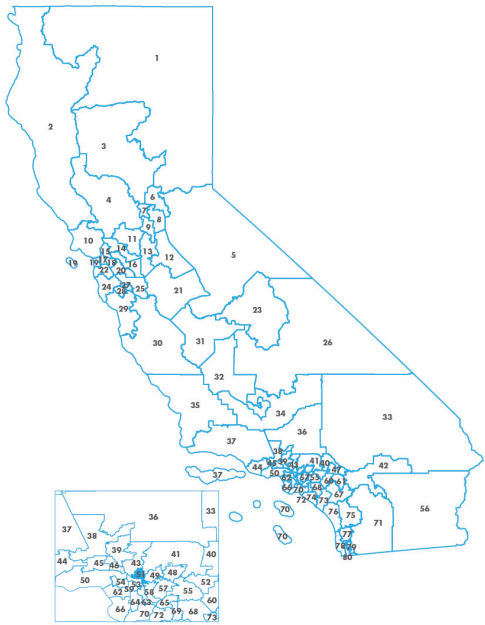
Some projects are not located at a single address, and therefore could be attributable to multiple legislative districts. For projects that physically cross multiple legislative districts (e.g., transit projects), the entire project funding and other benefits are attributed to all relevant districts. For projects that report at the census tract level (e.g., vouchers, rebates, and household installations), the entire project funding and other benefits are attributed to a single district, determined by which district includes the majority of the census tract.



ASSEMBLY DISTRICT 51 SNAPSHOT

Cap-and-Trade Dollars at Work Across California

California Climate Investments is a statewide program that puts billions of Cap-and-Trade dollars to work reducing greenhouse gas emissions, strengthening the economy, and improving public health and the environment, particularly in disadvantaged communities and low-income communities and households, collectively referred to as priority populations.



For an interactive map of investments statewide, visit caclimateinvestments.ca.gov.



\$250.8 million

Cap-and-Trade funds implemented within the District through May 31, 2022



94%

of total funds invested within the District benefiting priority populations



5,098

projects, rebates, and vouchers implemented within the District



1,020,808

MTCO₂e estimated over reduction timeframe

Statewide Co-Benefits



improved air quality



reduced water use



enhanced ecosystems



employment & economic development



greater transit accessibility



dollar savings

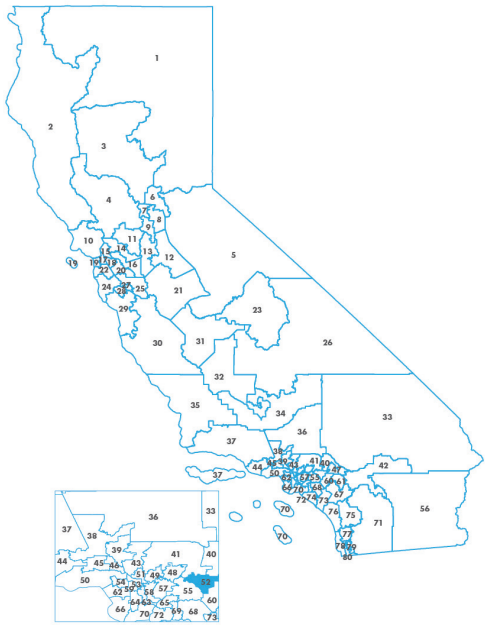
Some projects are not located at a single address, and therefore could be attributable to multiple legislative districts. For projects that physically cross multiple legislative districts (e.g., transit projects), the entire project funding and other benefits are attributed to all relevant districts. For projects that report at the census tract level (e.g., vouchers, rebates, and household installations), the entire project funding and other benefits are attributed to a single district, determined by which district includes the majority of the census tract.



ASSEMBLY DISTRICT 52 SNAPSHOT

Cap-and-Trade Dollars at Work Across California

California Climate Investments is a statewide program that puts billions of Cap-and-Trade dollars to work reducing greenhouse gas emissions, strengthening the economy, and improving public health and the environment, particularly in disadvantaged communities and low-income communities and households, collectively referred to as priority populations.



For an interactive map of investments statewide, visit caclimateinvestments.ca.gov.



\$224.8 million

Cap-and-Trade funds implemented within the District through May 31, 2022



94%

of total funds invested within the District benefiting priority populations



5,213

projects, rebates, and vouchers implemented within the District



449,382

MTCO₂e estimated over reduction timeframe

Statewide Co-Benefits



improved air quality



reduced water use



enhanced ecosystems



employment & economic development



greater transit accessibility



dollar savings

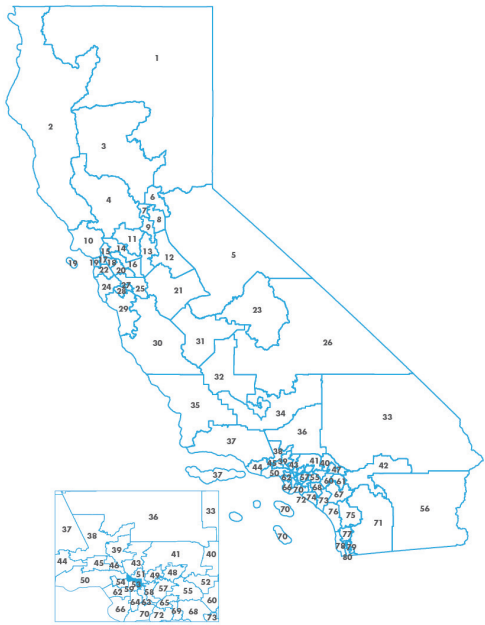
Some projects are not located at a single address, and therefore could be attributable to multiple legislative districts. For projects that physically cross multiple legislative districts (e.g., transit projects), the entire project funding and other benefits are attributed to all relevant districts. For projects that report at the census tract level (e.g., vouchers, rebates, and household installations), the entire project funding and other benefits are attributed to a single district, determined by which district includes the majority of the census tract.



ASSEMBLY DISTRICT 53 SNAPSHOT

Cap-and-Trade Dollars at Work Across California

California Climate Investments is a statewide program that puts billions of Cap-and-Trade dollars to work reducing greenhouse gas emissions, strengthening the economy, and improving public health and the environment, particularly in disadvantaged communities and low-income communities and households, collectively referred to as priority populations.



For an interactive map of investments statewide, visit caclimateinvestments.ca.gov.



\$412 million

Cap-and-Trade funds implemented within the District through May 31, 2022



97%

of total funds invested within the District benefiting priority populations



3,656

projects, rebates, and vouchers implemented within the District



2,587,125

MTCO₂e estimated over reduction timeframe

Statewide Co-Benefits



improved air quality



reduced water use



enhanced ecosystems



employment & economic development



greater transit accessibility



dollar savings

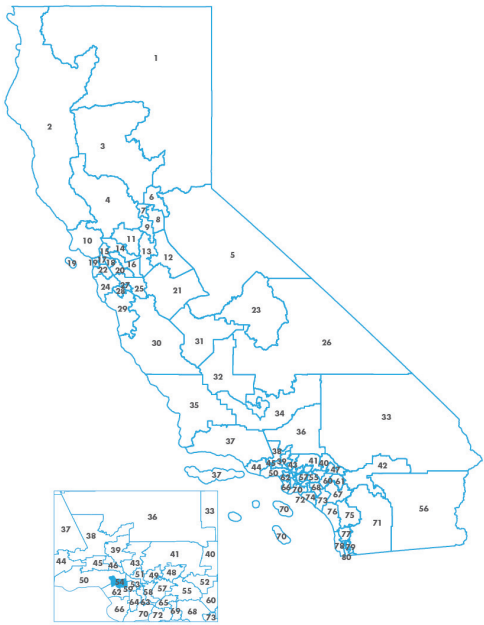
Some projects are not located at a single address, and therefore could be attributable to multiple legislative districts. For projects that physically cross multiple legislative districts (e.g., transit projects), the entire project funding and other benefits are attributed to all relevant districts. For projects that report at the census tract level (e.g., vouchers, rebates, and household installations), the entire project funding and other benefits are attributed to a single district, determined by which district includes the majority of the census tract.



ASSEMBLY DISTRICT 54 SNAPSHOT

Cap-and-Trade Dollars at Work Across California

California Climate Investments is a statewide program that puts billions of Cap-and-Trade dollars to work reducing greenhouse gas emissions, strengthening the economy, and improving public health and the environment, particularly in disadvantaged communities and low-income communities and households, collectively referred to as priority populations.



For an interactive map of investments statewide, visit caclimateinvestments.ca.gov.



\$161.7 million

Cap-and-Trade funds implemented within the District through May 31, 2022



92%

of total funds invested within the District benefiting priority populations



6,465

projects, rebates, and vouchers implemented within the District



610,942

MTCO₂e estimated over reduction timeframe

Statewide Co-Benefits



improved
air quality



reduced
water use



enhanced
ecosystems



employment &
economic development



greater transit
accessibility



dollar
savings

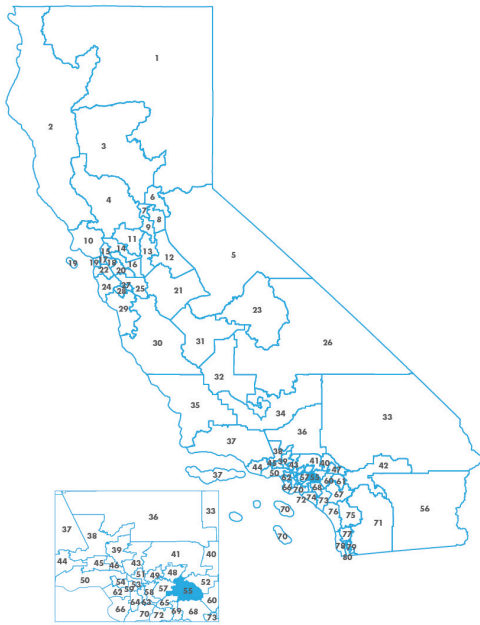
Some projects are not located at a single address, and therefore could be attributable to multiple legislative districts. For projects that physically cross multiple legislative districts (e.g., transit projects), the entire project funding and other benefits are attributed to all relevant districts. For projects that report at the census tract level (e.g., vouchers, rebates, and household installations), the entire project funding and other benefits are attributed to a single district, determined by which district includes the majority of the census tract.



ASSEMBLY DISTRICT 55 SNAPSHOT

Cap-and-Trade Dollars at Work Across California

California Climate Investments is a statewide program that puts billions of Cap-and-Trade dollars to work reducing greenhouse gas emissions, strengthening the economy, and improving public health and the environment, particularly in disadvantaged communities and low-income communities and households, collectively referred to as priority populations.



For an interactive map of investments statewide, visit caclimateinvestments.ca.gov.



\$167.9 million

Cap-and-Trade funds implemented within the District through May 31, 2022



49%

of total funds invested within the District benefiting priority populations



10,994

projects, rebates, and vouchers implemented within the District



601,112

MTCO₂e estimated over reduction timeframe

Statewide Co-Benefits



improved air quality



reduced water use



enhanced ecosystems



employment & economic development



greater transit accessibility



dollar savings

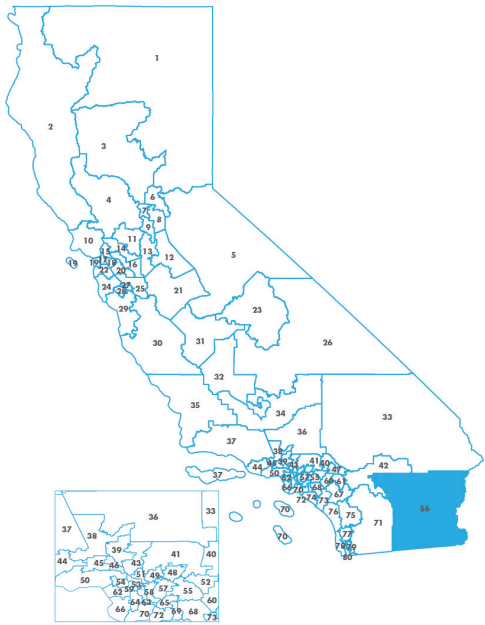
Some projects are not located at a single address, and therefore could be attributable to multiple legislative districts. For projects that physically cross multiple legislative districts (e.g., transit projects), the entire project funding and other benefits are attributed to all relevant districts. For projects that report at the census tract level (e.g., vouchers, rebates, and household installations), the entire project funding and other benefits are attributed to a single district, determined by which district includes the majority of the census tract.



ASSEMBLY DISTRICT 56 SNAPSHOT

Cap-and-Trade Dollars at Work Across California

California Climate Investments is a statewide program that puts billions of Cap-and-Trade dollars to work reducing greenhouse gas emissions, strengthening the economy, and improving public health and the environment, particularly in disadvantaged communities and low-income communities and households, collectively referred to as priority populations.



For an interactive map of investments statewide, visit caclimateinvestments.ca.gov.



\$158 million

Cap-and-Trade funds implemented within the District through May 31, 2022



75%

of total funds invested within the District benefiting priority populations



2,108

projects, rebates, and vouchers implemented within the District



366,089

MTCO₂e estimated over reduction timeframe

Statewide Co-Benefits



improved air quality



reduced water use



enhanced ecosystems



employment & economic development



greater transit accessibility



dollar savings

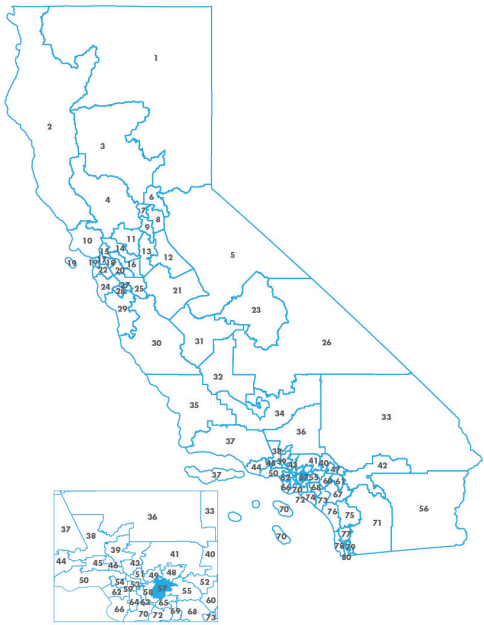
Some projects are not located at a single address, and therefore could be attributable to multiple legislative districts. For projects that physically cross multiple legislative districts (e.g., transit projects), the entire project funding and other benefits are attributed to all relevant districts. For projects that report at the census tract level (e.g., vouchers, rebates, and household installations), the entire project funding and other benefits are attributed to a single district, determined by which district includes the majority of the census tract.



ASSEMBLY DISTRICT 57 SNAPSHOT

Cap-and-Trade Dollars at Work Across California

California Climate Investments is a statewide program that puts billions of Cap-and-Trade dollars to work reducing greenhouse gas emissions, strengthening the economy, and improving public health and the environment, particularly in disadvantaged communities and low-income communities and households, collectively referred to as priority populations.



For an interactive map of investments statewide, visit caclimateinvestments.ca.gov.



\$139.5 million

Cap-and-Trade funds implemented within the District through May 31, 2022



96%

of total funds invested within the District benefiting priority populations



5,012

projects, rebates, and vouchers implemented within the District



713,092

MTCO₂e estimated over reduction timeframe

Statewide Co-Benefits



improved air quality



reduced water use



enhanced ecosystems



employment & economic development



greater transit accessibility



dollar savings

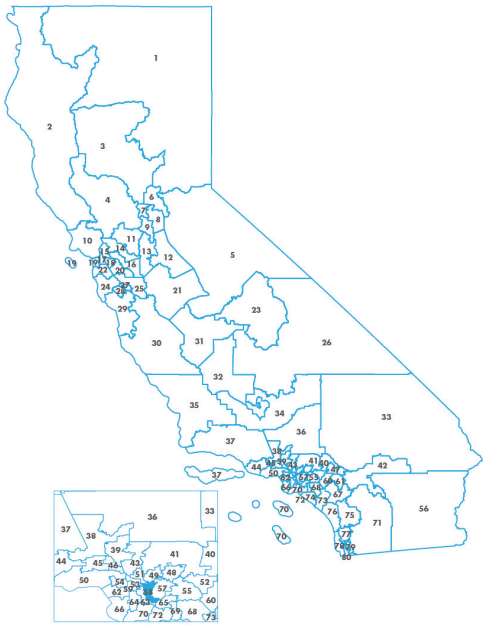
Some projects are not located at a single address, and therefore could be attributable to multiple legislative districts. For projects that physically cross multiple legislative districts (e.g., transit projects), the entire project funding and other benefits are attributed to all relevant districts. For projects that report at the census tract level (e.g., vouchers, rebates, and household installations), the entire project funding and other benefits are attributed to a single district, determined by which district includes the majority of the census tract.



ASSEMBLY DISTRICT 58 SNAPSHOT

Cap-and-Trade Dollars at Work Across California

California Climate Investments is a statewide program that puts billions of Cap-and-Trade dollars to work reducing greenhouse gas emissions, strengthening the economy, and improving public health and the environment, particularly in disadvantaged communities and low-income communities and households, collectively referred to as priority populations.



For an interactive map of investments statewide, visit caclimateinvestments.ca.gov.



\$117.1 million

Cap-and-Trade funds implemented within the District through May 31, 2022



96%

of total funds invested within the District benefiting priority populations



4,361

projects, rebates, and vouchers implemented within the District



691,001

MTCO₂e estimated over reduction timeframe

Statewide Co-Benefits



improved air quality



reduced water use



enhanced ecosystems



employment & economic development



greater transit accessibility



dollar savings

Some projects are not located at a single address, and therefore could be attributable to multiple legislative districts. For projects that physically cross multiple legislative districts (e.g., transit projects), the entire project funding and other benefits are attributed to all relevant districts. For projects that report at the census tract level (e.g., vouchers, rebates, and household installations), the entire project funding and other benefits are attributed to a single district, determined by which district includes the majority of the census tract.



ASSEMBLY DISTRICT 59 SNAPSHOT

Cap-and-Trade Dollars at Work Across California

California Climate Investments is a statewide program that puts billions of Cap-and-Trade dollars to work reducing greenhouse gas emissions, strengthening the economy, and improving public health and the environment, particularly in disadvantaged communities and low-income communities and households, collectively referred to as priority populations.



For an interactive map of investments statewide, visit caclimateinvestments.ca.gov.



\$144.6 million

Cap-and-Trade funds implemented within the District through May 31, 2022



92%

of total funds invested within the District benefiting priority populations



1,383

projects, rebates, and vouchers implemented within the District



484,998

MTCO₂e estimated over reduction timeframe

Statewide Co-Benefits



improved air quality



reduced water use



enhanced ecosystems



employment & economic development



greater transit accessibility



dollar savings

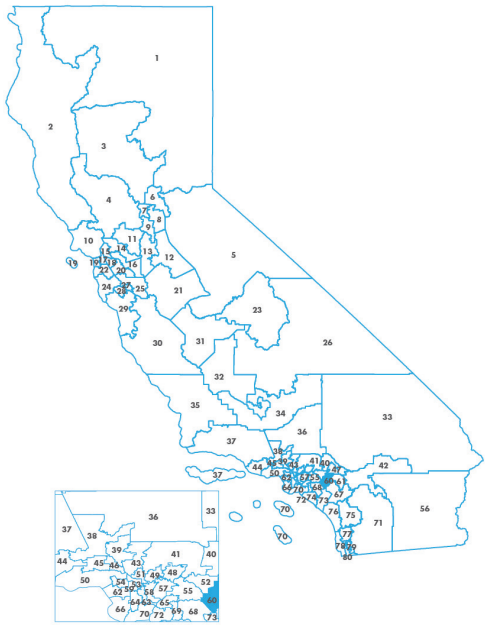
Some projects are not located at a single address, and therefore could be attributable to multiple legislative districts. For projects that physically cross multiple legislative districts (e.g., transit projects), the entire project funding and other benefits are attributed to all relevant districts. For projects that report at the census tract level (e.g., vouchers, rebates, and household installations), the entire project funding and other benefits are attributed to a single district, determined by which district includes the majority of the census tract.



ASSEMBLY DISTRICT 60 SNAPSHOT

Cap-and-Trade Dollars at Work Across California

California Climate Investments is a statewide program that puts billions of Cap-and-Trade dollars to work reducing greenhouse gas emissions, strengthening the economy, and improving public health and the environment, particularly in disadvantaged communities and low-income communities and households, collectively referred to as priority populations.



For an interactive map of investments statewide, visit caclimateinvestments.ca.gov.



\$85.5 million

Cap-and-Trade funds implemented within the District through May 31, 2022



91%

of total funds invested within the District benefiting priority populations



5,103

projects, rebates, and vouchers implemented within the District



379,642

MTCO₂e estimated over reduction timeframe

Statewide Co-Benefits



improved air quality



reduced water use



enhanced ecosystems



employment & economic development



greater transit accessibility



dollar savings

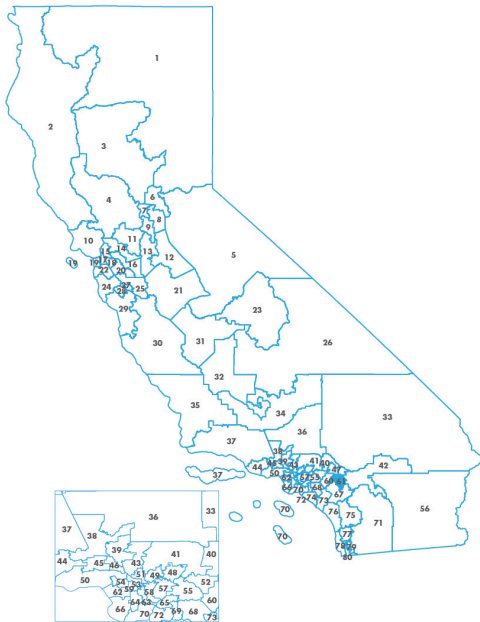
Some projects are not located at a single address, and therefore could be attributable to multiple legislative districts. For projects that physically cross multiple legislative districts (e.g., transit projects), the entire project funding and other benefits are attributed to all relevant districts. For projects that report at the census tract level (e.g., vouchers, rebates, and household installations), the entire project funding and other benefits are attributed to a single district, determined by which district includes the majority of the census tract.



ASSEMBLY DISTRICT 61 SNAPSHOT

Cap-and-Trade Dollars at Work Across California

California Climate Investments is a statewide program that puts billions of Cap-and-Trade dollars to work reducing greenhouse gas emissions, strengthening the economy, and improving public health and the environment, particularly in disadvantaged communities and low-income communities and households, collectively referred to as priority populations.



For an interactive map of investments statewide, visit caclimateinvestments.ca.gov.



\$210.6 million

Cap-and-Trade funds implemented within the District through May 31, 2022



88%

of total funds invested within the District benefiting priority populations



3,020

projects, rebates, and vouchers implemented within the District



1,057,017

MTCO₂e estimated over reduction timeframe

Statewide Co-Benefits



improved air quality



reduced water use



enhanced ecosystems



employment & economic development



greater transit accessibility



dollar savings

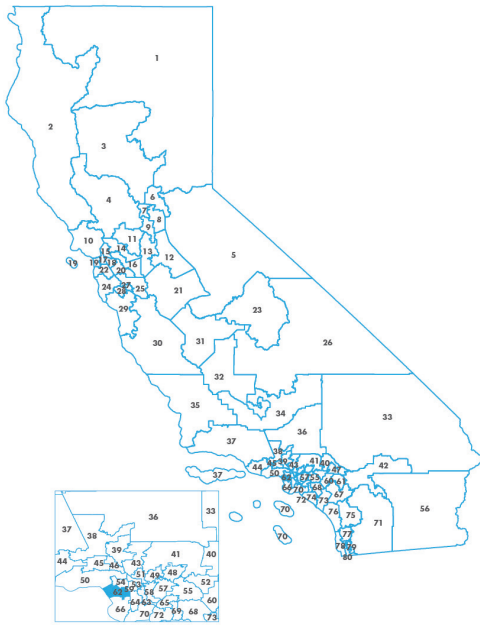
Some projects are not located at a single address, and therefore could be attributable to multiple legislative districts. For projects that physically cross multiple legislative districts (e.g., transit projects), the entire project funding and other benefits are attributed to all relevant districts. For projects that report at the census tract level (e.g., vouchers, rebates, and household installations), the entire project funding and other benefits are attributed to a single district, determined by which district includes the majority of the census tract.



ASSEMBLY DISTRICT 62 SNAPSHOT

Cap-and-Trade Dollars at Work Across California

California Climate Investments is a statewide program that puts billions of Cap-and-Trade dollars to work reducing greenhouse gas emissions, strengthening the economy, and improving public health and the environment, particularly in disadvantaged communities and low-income communities and households, collectively referred to as priority populations.



For an interactive map of investments statewide, visit caclimateinvestments.ca.gov.



\$95.2 million

Cap-and-Trade funds implemented within the District through May 31, 2022



71%

of total funds invested within the District benefiting priority populations



5,719

projects, rebates, and vouchers implemented within the District



457,396

MTCO₂e estimated over reduction timeframe

Statewide Co-Benefits



improved air quality



reduced water use



enhanced ecosystems



employment & economic development



greater transit accessibility



dollar savings

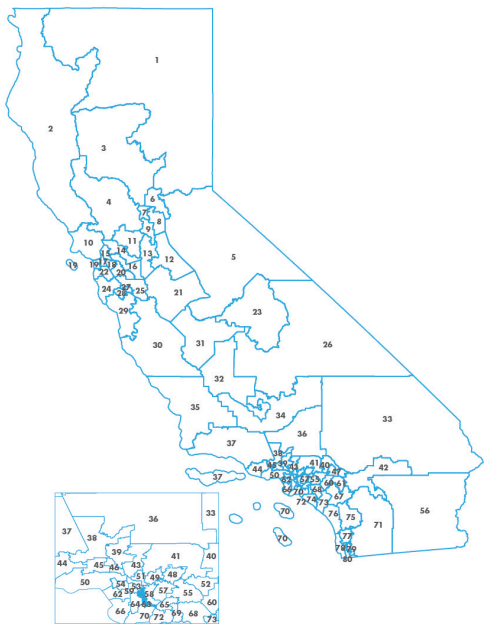
Some projects are not located at a single address, and therefore could be attributable to multiple legislative districts. For projects that physically cross multiple legislative districts (e.g., transit projects), the entire project funding and other benefits are attributed to all relevant districts. For projects that report at the census tract level (e.g., vouchers, rebates, and household installations), the entire project funding and other benefits are attributed to a single district, determined by which district includes the majority of the census tract.



ASSEMBLY DISTRICT 63 SNAPSHOT

Cap-and-Trade Dollars at Work Across California

California Climate Investments is a statewide program that puts billions of Cap-and-Trade dollars to work reducing greenhouse gas emissions, strengthening the economy, and improving public health and the environment, particularly in disadvantaged communities and low-income communities and households, collectively referred to as priority populations.



For an interactive map of investments statewide, visit caclimateinvestments.ca.gov.



\$88.8 million

Cap-and-Trade funds implemented within the District through May 31, 2022



98%

of total funds invested within the District benefiting priority populations



2,373

projects, rebates, and vouchers implemented within the District



455,367

MTCO₂e estimated over reduction timeframe

Statewide Co-Benefits



improved
air quality



reduced
water use



enhanced
ecosystems



employment &
economic development



greater transit
accessibility



dollar
savings

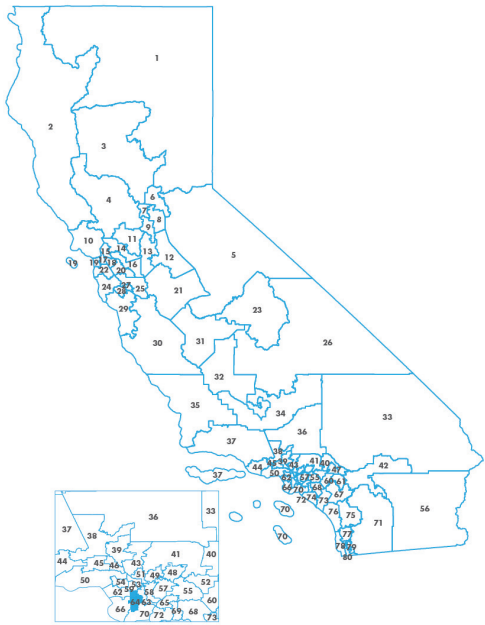
Some projects are not located at a single address, and therefore could be attributable to multiple legislative districts. For projects that physically cross multiple legislative districts (e.g., transit projects), the entire project funding and other benefits are attributed to all relevant districts. For projects that report at the census tract level (e.g., vouchers, rebates, and household installations), the entire project funding and other benefits are attributed to a single district, determined by which district includes the majority of the census tract.



ASSEMBLY DISTRICT 64 SNAPSHOT

Cap-and-Trade Dollars at Work Across California

California Climate Investments is a statewide program that puts billions of Cap-and-Trade dollars to work reducing greenhouse gas emissions, strengthening the economy, and improving public health and the environment, particularly in disadvantaged communities and low-income communities and households, collectively referred to as priority populations.



For an interactive map of investments statewide, visit caclimateinvestments.ca.gov.



\$259.5 million

Cap-and-Trade funds implemented within the District through May 31, 2022



100%

of total funds invested within the District benefiting priority populations



3,986

projects, rebates, and vouchers implemented within the District



607,187

MTCO₂e estimated over reduction timeframe

Statewide Co-Benefits



improved air quality



reduced water use



enhanced ecosystems



employment & economic development



greater transit accessibility



dollar savings

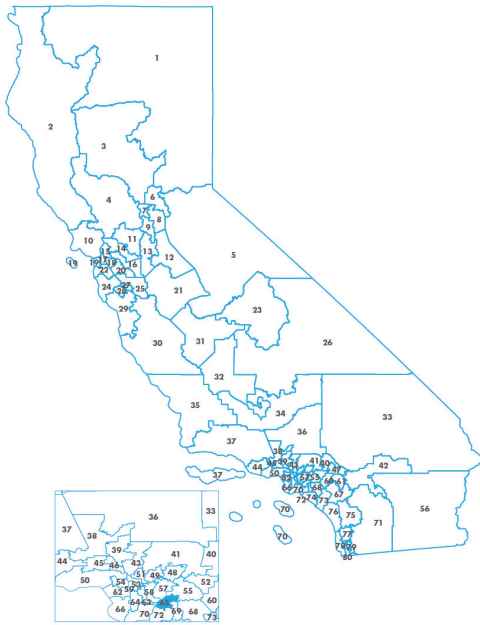
Some projects are not located at a single address, and therefore could be attributable to multiple legislative districts. For projects that physically cross multiple legislative districts (e.g., transit projects), the entire project funding and other benefits are attributed to all relevant districts. For projects that report at the census tract level (e.g., vouchers, rebates, and household installations), the entire project funding and other benefits are attributed to a single district, determined by which district includes the majority of the census tract.



ASSEMBLY DISTRICT 65 SNAPSHOT

Cap-and-Trade Dollars at Work Across California

California Climate Investments is a statewide program that puts billions of Cap-and-Trade dollars to work reducing greenhouse gas emissions, strengthening the economy, and improving public health and the environment, particularly in disadvantaged communities and low-income communities and households, collectively referred to as priority populations.



For an interactive map of investments statewide, visit caclimateinvestments.ca.gov.



\$96 million

Cap-and-Trade funds implemented within the District through May 31, 2022



92%

of total funds invested within the District benefiting priority populations



6,575

projects, rebates, and vouchers implemented within the District



395,826

MTCO₂e estimated over reduction timeframe

Statewide Co-Benefits



improved air quality



reduced water use



enhanced ecosystems



employment & economic development



greater transit accessibility



dollar savings

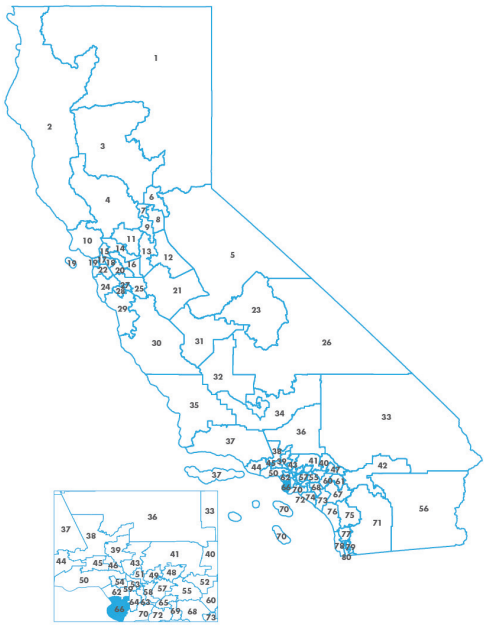
Some projects are not located at a single address, and therefore could be attributable to multiple legislative districts. For projects that physically cross multiple legislative districts (e.g., transit projects), the entire project funding and other benefits are attributed to all relevant districts. For projects that report at the census tract level (e.g., vouchers, rebates, and household installations), the entire project funding and other benefits are attributed to a single district, determined by which district includes the majority of the census tract.



ASSEMBLY DISTRICT 66 SNAPSHOT

Cap-and-Trade Dollars at Work Across California

California Climate Investments is a statewide program that puts billions of Cap-and-Trade dollars to work reducing greenhouse gas emissions, strengthening the economy, and improving public health and the environment, particularly in disadvantaged communities and low-income communities and households, collectively referred to as priority populations.



For an interactive map of investments statewide, visit caclimateinvestments.ca.gov.



\$93.1 million

Cap-and-Trade funds implemented within the District through May 31, 2022



79%

of total funds invested within the District benefiting priority populations



9,937

projects, rebates, and vouchers implemented within the District



381,889

MTCO₂e estimated over reduction timeframe

Statewide Co-Benefits



improved air quality



reduced water use



enhanced ecosystems



employment & economic development



greater transit accessibility



dollar savings

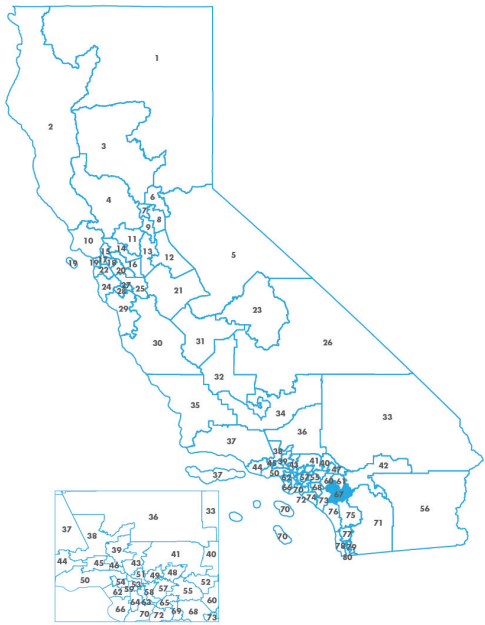
Some projects are not located at a single address, and therefore could be attributable to multiple legislative districts. For projects that physically cross multiple legislative districts (e.g., transit projects), the entire project funding and other benefits are attributed to all relevant districts. For projects that report at the census tract level (e.g., vouchers, rebates, and household installations), the entire project funding and other benefits are attributed to a single district, determined by which district includes the majority of the census tract.



ASSEMBLY DISTRICT 67 SNAPSHOT

Cap-and-Trade Dollars at Work Across California

California Climate Investments is a statewide program that puts billions of Cap-and-Trade dollars to work reducing greenhouse gas emissions, strengthening the economy, and improving public health and the environment, particularly in disadvantaged communities and low-income communities and households, collectively referred to as priority populations.



For an interactive map of investments statewide, visit caclimateinvestments.ca.gov.



\$32.5 million

Cap-and-Trade funds implemented within the District through May 31, 2022



60%

of total funds invested within the District benefiting priority populations



14,167

projects, rebates, and vouchers implemented within the District



85,414

MTCO₂e estimated over reduction timeframe

Statewide Co-Benefits



improved air quality



reduced water use



enhanced ecosystems



employment & economic development



greater transit accessibility



dollar savings

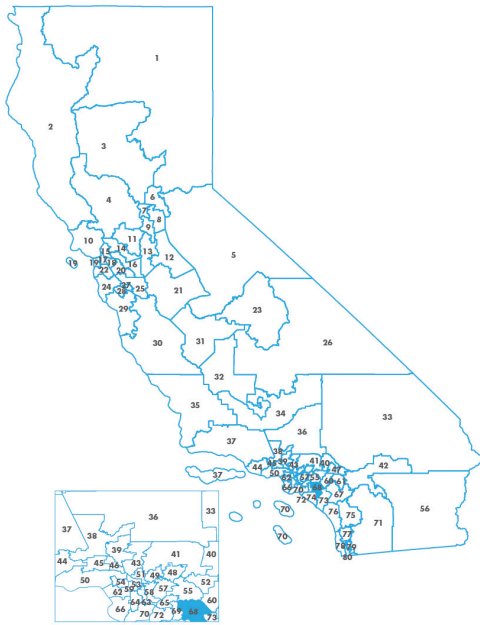
Some projects are not located at a single address, and therefore could be attributable to multiple legislative districts. For projects that physically cross multiple legislative districts (e.g., transit projects), the entire project funding and other benefits are attributed to all relevant districts. For projects that report at the census tract level (e.g., vouchers, rebates, and household installations), the entire project funding and other benefits are attributed to a single district, determined by which district includes the majority of the census tract.



ASSEMBLY DISTRICT 68 SNAPSHOT

Cap-and-Trade Dollars at Work Across California

California Climate Investments is a statewide program that puts billions of Cap-and-Trade dollars to work reducing greenhouse gas emissions, strengthening the economy, and improving public health and the environment, particularly in disadvantaged communities and low-income communities and households, collectively referred to as priority populations.



For an interactive map of investments statewide, visit caclimateinvestments.ca.gov.



\$151.6 million

Cap-and-Trade funds implemented within the District through May 31, 2022



79%

of total funds invested within the District benefiting priority populations



14,692

projects, rebates, and vouchers implemented within the District



667,193

MTCO₂e estimated over reduction timeframe

Statewide Co-Benefits



improved air quality



reduced water use



enhanced ecosystems



employment & economic development



greater transit accessibility



dollar savings

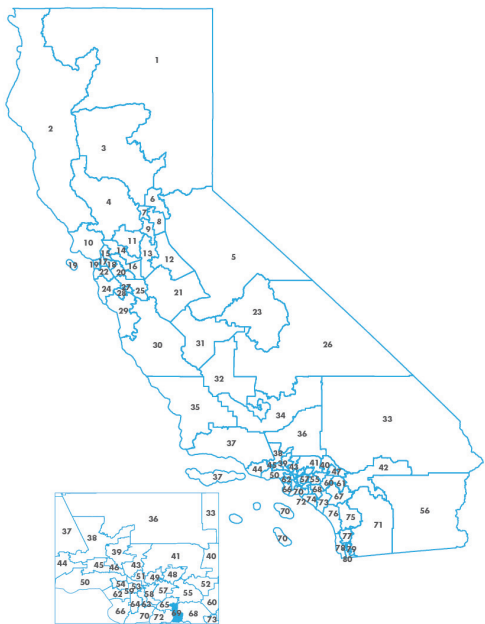
Some projects are not located at a single address, and therefore could be attributable to multiple legislative districts. For projects that physically cross multiple legislative districts (e.g., transit projects), the entire project funding and other benefits are attributed to all relevant districts. For projects that report at the census tract level (e.g., vouchers, rebates, and household installations), the entire project funding and other benefits are attributed to a single district, determined by which district includes the majority of the census tract.



ASSEMBLY DISTRICT 69 SNAPSHOT

Cap-and-Trade Dollars at Work Across California

California Climate Investments is a statewide program that puts billions of Cap-and-Trade dollars to work reducing greenhouse gas emissions, strengthening the economy, and improving public health and the environment, particularly in disadvantaged communities and low-income communities and households, collectively referred to as priority populations.



For an interactive map of investments statewide, visit caclimateinvestments.ca.gov.



\$185 million

Cap-and-Trade funds implemented within the District through May 31, 2022



96%

of total funds invested within the District benefiting priority populations



3,134

projects, rebates, and vouchers implemented within the District



591,134

MTCO₂e estimated over reduction timeframe

Statewide Co-Benefits



improved air quality



reduced water use



enhanced ecosystems



employment & economic development



greater transit accessibility



dollar savings

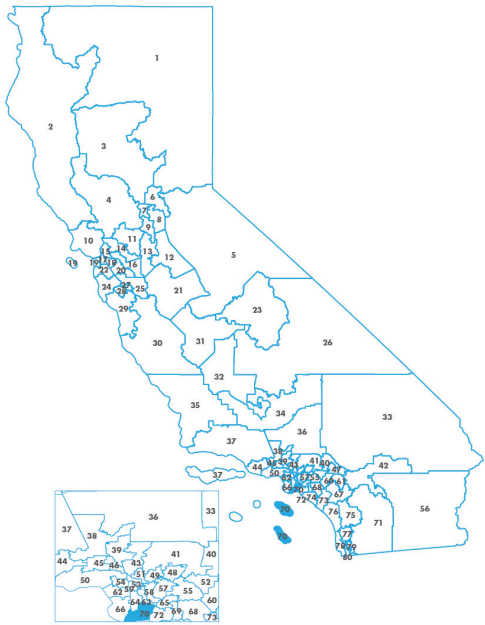
Some projects are not located at a single address, and therefore could be attributable to multiple legislative districts. For projects that physically cross multiple legislative districts (e.g., transit projects), the entire project funding and other benefits are attributed to all relevant districts. For projects that report at the census tract level (e.g., vouchers, rebates, and household installations), the entire project funding and other benefits are attributed to a single district, determined by which district includes the majority of the census tract.



ASSEMBLY DISTRICT 70 SNAPSHOT

Cap-and-Trade Dollars at Work Across California

California Climate Investments is a statewide program that puts billions of Cap-and-Trade dollars to work reducing greenhouse gas emissions, strengthening the economy, and improving public health and the environment, particularly in disadvantaged communities and low-income communities and households, collectively referred to as priority populations.



For an interactive map of investments statewide, visit caclimateinvestments.ca.gov.



\$291.7 million

Cap-and-Trade funds implemented within the District through May 31, 2022



97%

of total funds invested within the District benefiting priority populations



5,363

projects, rebates, and vouchers implemented within the District



446,358

MTCO₂e estimated over reduction timeframe

Statewide Co-Benefits



improved air quality



reduced water use



enhanced ecosystems



employment & economic development



greater transit accessibility



dollar savings

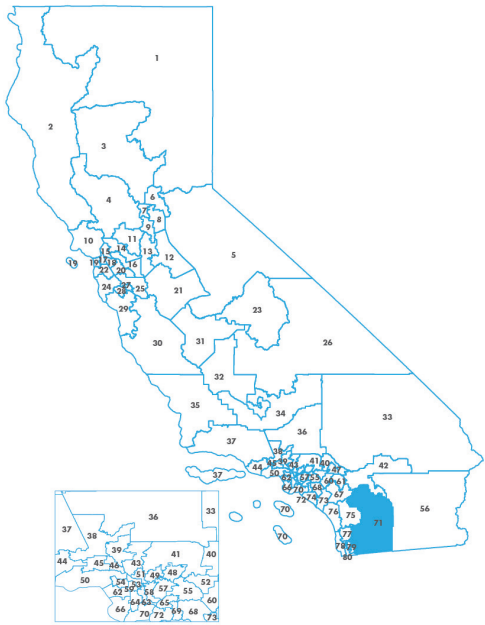
Some projects are not located at a single address, and therefore could be attributable to multiple legislative districts. For projects that physically cross multiple legislative districts (e.g., transit projects), the entire project funding and other benefits are attributed to all relevant districts. For projects that report at the census tract level (e.g., vouchers, rebates, and household installations), the entire project funding and other benefits are attributed to a single district, determined by which district includes the majority of the census tract.



ASSEMBLY DISTRICT 71 SNAPSHOT

Cap-and-Trade Dollars at Work Across California

California Climate Investments is a statewide program that puts billions of Cap-and-Trade dollars to work reducing greenhouse gas emissions, strengthening the economy, and improving public health and the environment, particularly in disadvantaged communities and low-income communities and households, collectively referred to as priority populations.



For an interactive map of investments statewide, visit caclimateinvestments.ca.gov.



\$98.1 million

Cap-and-Trade funds implemented within the District through May 31, 2022



83%

of total funds invested within the District benefiting priority populations



3,026

projects, rebates, and vouchers implemented within the District



148,168

MTCO₂e estimated over reduction timeframe

Statewide Co-Benefits



improved air quality



reduced water use



enhanced ecosystems



employment & economic development



greater transit accessibility



dollar savings

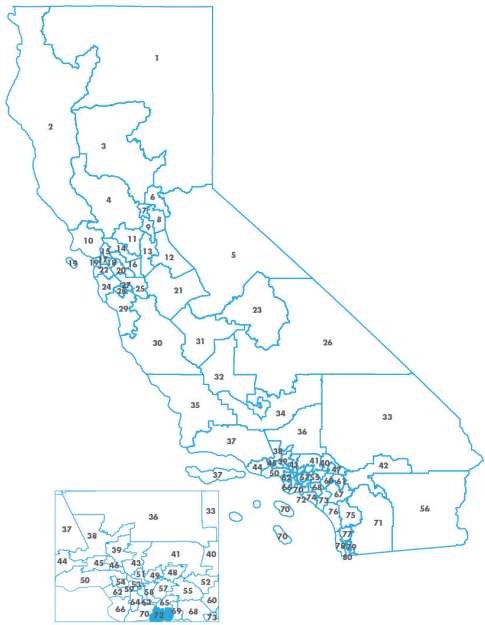
Some projects are not located at a single address, and therefore could be attributable to multiple legislative districts. For projects that physically cross multiple legislative districts (e.g., transit projects), the entire project funding and other benefits are attributed to all relevant districts. For projects that report at the census tract level (e.g., vouchers, rebates, and household installations), the entire project funding and other benefits are attributed to a single district, determined by which district includes the majority of the census tract.



ASSEMBLY DISTRICT 72 SNAPSHOT

Cap-and-Trade Dollars at Work Across California

California Climate Investments is a statewide program that puts billions of Cap-and-Trade dollars to work reducing greenhouse gas emissions, strengthening the economy, and improving public health and the environment, particularly in disadvantaged communities and low-income communities and households, collectively referred to as priority populations.



For an interactive map of investments statewide, visit caclimateinvestments.ca.gov.



\$48.8 million

Cap-and-Trade funds implemented within the District through May 31, 2022



83%

of total funds invested within the District benefiting priority populations



7,237

projects, rebates, and vouchers implemented within the District



175,953

MTCO₂e estimated over reduction timeframe

Statewide Co-Benefits



improved air quality



reduced water use



enhanced ecosystems



employment & economic development



greater transit accessibility



dollar savings

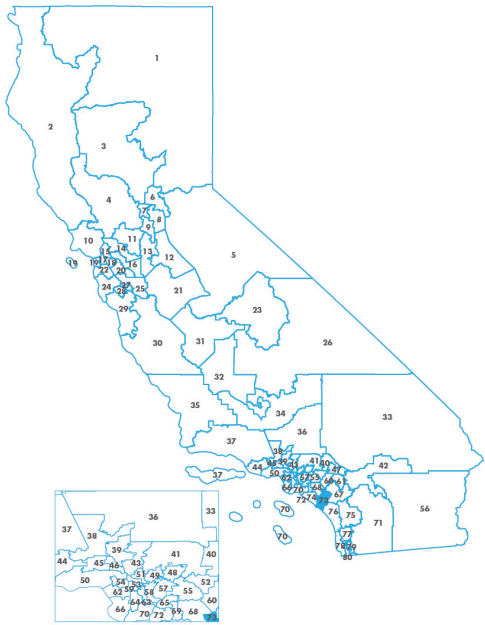
Some projects are not located at a single address, and therefore could be attributable to multiple legislative districts. For projects that physically cross multiple legislative districts (e.g., transit projects), the entire project funding and other benefits are attributed to all relevant districts. For projects that report at the census tract level (e.g., vouchers, rebates, and household installations), the entire project funding and other benefits are attributed to a single district, determined by which district includes the majority of the census tract.



ASSEMBLY DISTRICT 73 SNAPSHOT

Cap-and-Trade Dollars at Work Across California

California Climate Investments is a statewide program that puts billions of Cap-and-Trade dollars to work reducing greenhouse gas emissions, strengthening the economy, and improving public health and the environment, particularly in disadvantaged communities and low-income communities and households, collectively referred to as priority populations.



For an interactive map of investments statewide, visit caclimateinvestments.ca.gov.



\$90.2 million

Cap-and-Trade funds implemented within the District through May 31, 2022



72%

of total funds invested within the District benefiting priority populations



10,931

projects, rebates, and vouchers implemented within the District



478,036

MTCO₂e estimated over reduction timeframe

Statewide Co-Benefits



improved air quality



reduced water use



enhanced ecosystems



employment & economic development



greater transit accessibility



dollar savings

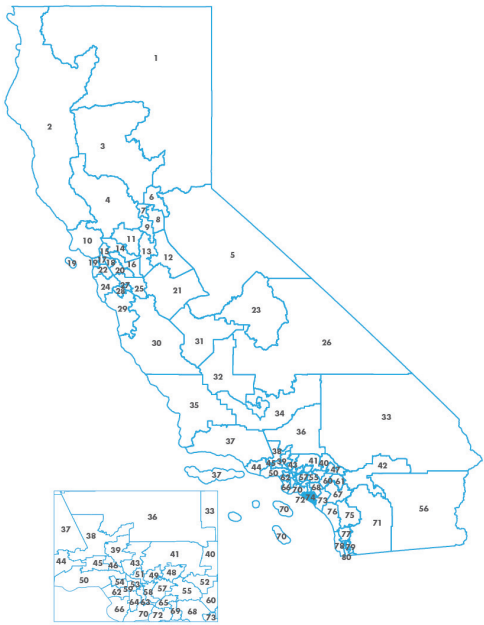
Some projects are not located at a single address, and therefore could be attributable to multiple legislative districts. For projects that physically cross multiple legislative districts (e.g., transit projects), the entire project funding and other benefits are attributed to all relevant districts. For projects that report at the census tract level (e.g., vouchers, rebates, and household installations), the entire project funding and other benefits are attributed to a single district, determined by which district includes the majority of the census tract.



ASSEMBLY DISTRICT 74 SNAPSHOT

Cap-and-Trade Dollars at Work Across California

California Climate Investments is a statewide program that puts billions of Cap-and-Trade dollars to work reducing greenhouse gas emissions, strengthening the economy, and improving public health and the environment, particularly in disadvantaged communities and low-income communities and households, collectively referred to as priority populations.



For an interactive map of investments statewide, visit caclimateinvestments.ca.gov.



\$96.2 million

Cap-and-Trade funds implemented within the District through May 31, 2022



62%

of total funds invested within the District benefiting priority populations



12,216

projects, rebates, and vouchers implemented within the District



483,967

MTCO₂e estimated over reduction timeframe

Statewide Co-Benefits



improved air quality



reduced water use



enhanced ecosystems



employment & economic development



greater transit accessibility



dollar savings

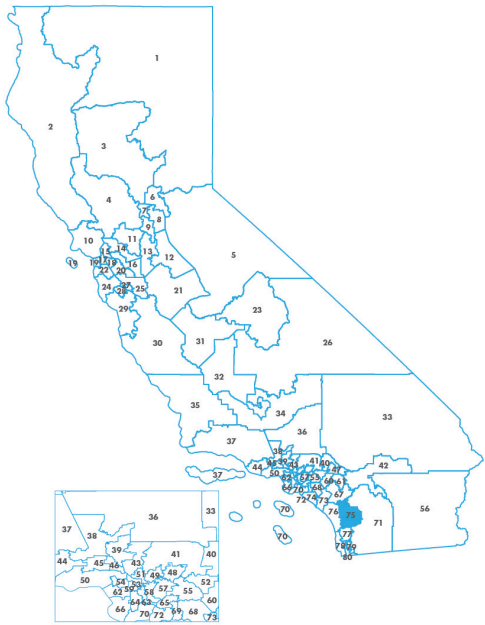
Some projects are not located at a single address, and therefore could be attributable to multiple legislative districts. For projects that physically cross multiple legislative districts (e.g., transit projects), the entire project funding and other benefits are attributed to all relevant districts. For projects that report at the census tract level (e.g., vouchers, rebates, and household installations), the entire project funding and other benefits are attributed to a single district, determined by which district includes the majority of the census tract.



ASSEMBLY DISTRICT 75 SNAPSHOT

Cap-and-Trade Dollars at Work Across California

California Climate Investments is a statewide program that puts billions of Cap-and-Trade dollars to work reducing greenhouse gas emissions, strengthening the economy, and improving public health and the environment, particularly in disadvantaged communities and low-income communities and households, collectively referred to as priority populations.



For an interactive map of investments statewide, visit caclimateinvestments.ca.gov.



\$51.1 million

Cap-and-Trade funds implemented within the District through May 31, 2022



71%

of total funds invested within the District benefiting priority populations



5,304

projects, rebates, and vouchers implemented within the District



277,544

MTCO₂e estimated over reduction timeframe

Statewide Co-Benefits



improved air quality



reduced water use



enhanced ecosystems



employment & economic development



greater transit accessibility



dollar savings

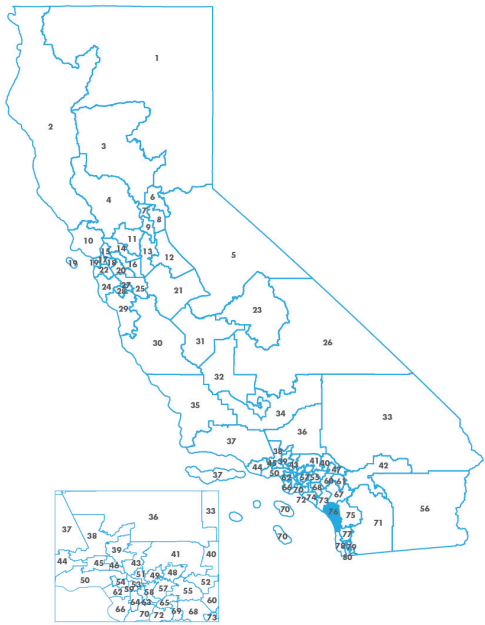
Some projects are not located at a single address, and therefore could be attributable to multiple legislative districts. For projects that physically cross multiple legislative districts (e.g., transit projects), the entire project funding and other benefits are attributed to all relevant districts. For projects that report at the census tract level (e.g., vouchers, rebates, and household installations), the entire project funding and other benefits are attributed to a single district, determined by which district includes the majority of the census tract.



ASSEMBLY DISTRICT 76 SNAPSHOT

Cap-and-Trade Dollars at Work Across California

California Climate Investments is a statewide program that puts billions of Cap-and-Trade dollars to work reducing greenhouse gas emissions, strengthening the economy, and improving public health and the environment, particularly in disadvantaged communities and low-income communities and households, collectively referred to as priority populations.



For an interactive map of investments statewide, visit caclimateinvestments.ca.gov.



\$74.9 million

Cap-and-Trade funds implemented within the District through May 31, 2022



82%

of total funds invested within the District benefiting priority populations



5,927

projects, rebates, and vouchers implemented within the District



386,039

MTCO₂e estimated over reduction timeframe

Statewide Co-Benefits



improved air quality



reduced water use



enhanced ecosystems



employment & economic development



greater transit accessibility



dollar savings

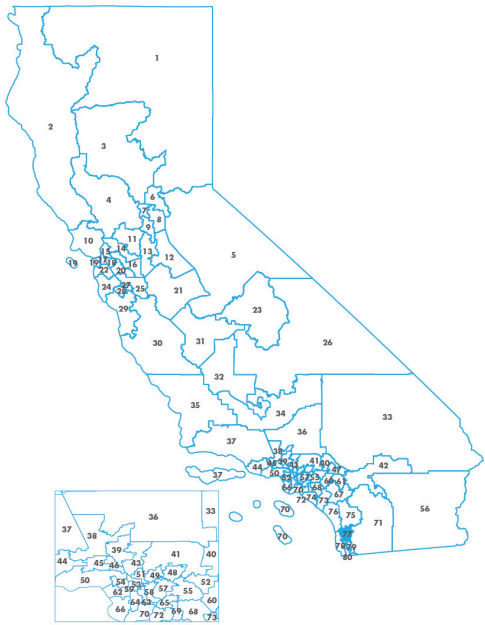
Some projects are not located at a single address, and therefore could be attributable to multiple legislative districts. For projects that physically cross multiple legislative districts (e.g., transit projects), the entire project funding and other benefits are attributed to all relevant districts. For projects that report at the census tract level (e.g., vouchers, rebates, and household installations), the entire project funding and other benefits are attributed to a single district, determined by which district includes the majority of the census tract.



ASSEMBLY DISTRICT 77 SNAPSHOT

Cap-and-Trade Dollars at Work Across California

California Climate Investments is a statewide program that puts billions of Cap-and-Trade dollars to work reducing greenhouse gas emissions, strengthening the economy, and improving public health and the environment, particularly in disadvantaged communities and low-income communities and households, collectively referred to as priority populations.



For an interactive map of investments statewide, visit caclimateinvestments.ca.gov.



\$47.6 million

Cap-and-Trade funds implemented within the District through May 31, 2022



41%

of total funds invested within the District benefiting priority populations



10,513

projects, rebates, and vouchers implemented within the District



217,517

MTCO₂e estimated over reduction timeframe

Statewide Co-Benefits



improved
air quality



reduced
water use



enhanced
ecosystems



employment &
economic development



greater transit
accessibility



dollar
savings

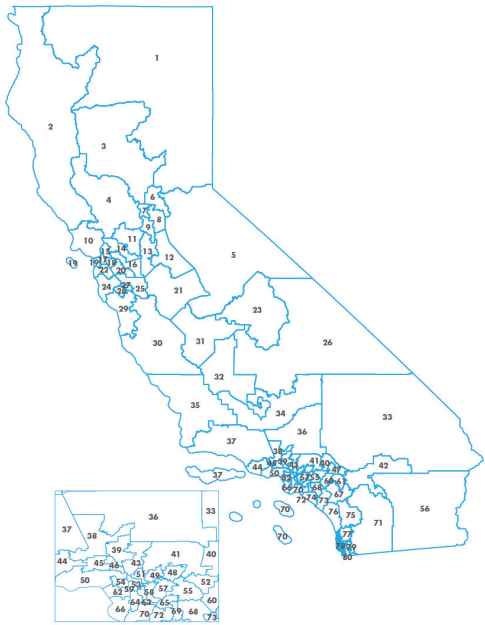
Some projects are not located at a single address, and therefore could be attributable to multiple legislative districts. For projects that physically cross multiple legislative districts (e.g., transit projects), the entire project funding and other benefits are attributed to all relevant districts. For projects that report at the census tract level (e.g., vouchers, rebates, and household installations), the entire project funding and other benefits are attributed to a single district, determined by which district includes the majority of the census tract.



ASSEMBLY DISTRICT 78 SNAPSHOT

Cap-and-Trade Dollars at Work Across California

California Climate Investments is a statewide program that puts billions of Cap-and-Trade dollars to work reducing greenhouse gas emissions, strengthening the economy, and improving public health and the environment, particularly in disadvantaged communities and low-income communities and households, collectively referred to as priority populations.



For an interactive map of investments statewide, visit caclimateinvestments.ca.gov.



\$134.3 million

Cap-and-Trade funds implemented within the District through May 31, 2022



70%

of total funds invested within the District benefiting priority populations



6,412

projects, rebates, and vouchers implemented within the District



507,711

MTCO₂e estimated over reduction timeframe

Statewide Co-Benefits



improved air quality



reduced water use



enhanced ecosystems



employment & economic development



greater transit accessibility



dollar savings

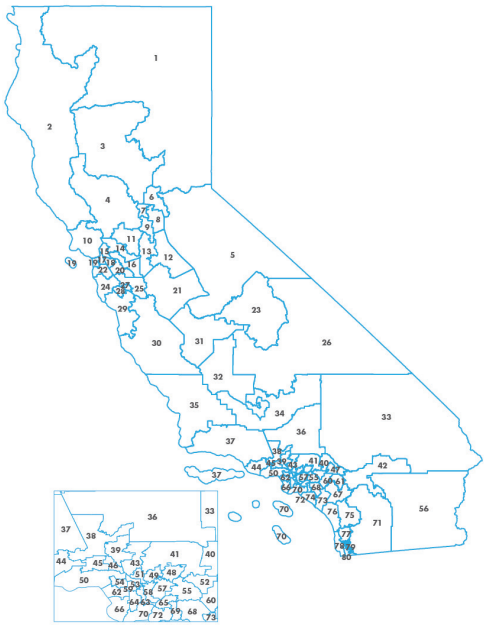
Some projects are not located at a single address, and therefore could be attributable to multiple legislative districts. For projects that physically cross multiple legislative districts (e.g., transit projects), the entire project funding and other benefits are attributed to all relevant districts. For projects that report at the census tract level (e.g., vouchers, rebates, and household installations), the entire project funding and other benefits are attributed to a single district, determined by which district includes the majority of the census tract.



ASSEMBLY DISTRICT 79 SNAPSHOT

Cap-and-Trade Dollars at Work Across California

California Climate Investments is a statewide program that puts billions of Cap-and-Trade dollars to work reducing greenhouse gas emissions, strengthening the economy, and improving public health and the environment, particularly in disadvantaged communities and low-income communities and households, collectively referred to as priority populations.



For an interactive map of investments statewide, visit caclimateinvestments.ca.gov.



\$84.9 million

Cap-and-Trade funds implemented within the District through May 31, 2022



90%

of total funds invested within the District benefiting priority populations



3,706

projects, rebates, and vouchers implemented within the District



267,629

MTCO₂e estimated over reduction timeframe

Statewide Co-Benefits



improved
air quality



reduced
water use



enhanced
ecosystems



employment &
economic development



greater transit
accessibility



dollar
savings

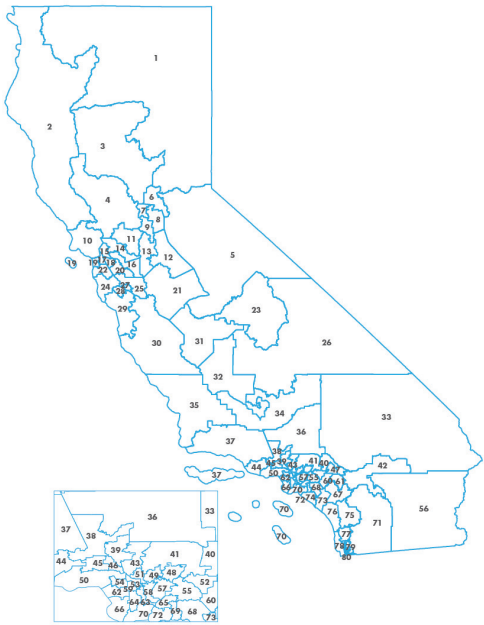
Some projects are not located at a single address, and therefore could be attributable to multiple legislative districts. For projects that physically cross multiple legislative districts (e.g., transit projects), the entire project funding and other benefits are attributed to all relevant districts. For projects that report at the census tract level (e.g., vouchers, rebates, and household installations), the entire project funding and other benefits are attributed to a single district, determined by which district includes the majority of the census tract.



ASSEMBLY DISTRICT 80 SNAPSHOT

Cap-and-Trade Dollars at Work Across California

California Climate Investments is a statewide program that puts billions of Cap-and-Trade dollars to work reducing greenhouse gas emissions, strengthening the economy, and improving public health and the environment, particularly in disadvantaged communities and low-income communities and households, collectively referred to as priority populations.



For an interactive map of investments statewide, visit caclimateinvestments.ca.gov.



\$148.8 million

Cap-and-Trade funds implemented within the District through May 31, 2022



99%

of total funds invested within the District benefiting priority populations



2,844

projects, rebates, and vouchers implemented within the District



243,632

MTCO₂e estimated over reduction timeframe

Statewide Co-Benefits



improved air quality



reduced water use



enhanced ecosystems



employment & economic development



greater transit accessibility



dollar savings

Some projects are not located at a single address, and therefore could be attributable to multiple legislative districts. For projects that physically cross multiple legislative districts (e.g., transit projects), the entire project funding and other benefits are attributed to all relevant districts. For projects that report at the census tract level (e.g., vouchers, rebates, and household installations), the entire project funding and other benefits are attributed to a single district, determined by which district includes the majority of the census tract.